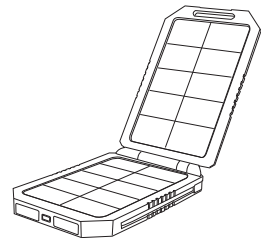




Thank you for purchasing the Cobra CPP 300 SP Solar USB Charger. Before using this product, please read these instructions carefully to learn about the features and capabilities of the solar charger and how you can get the best out of it.
Note: Please charge your CPP 300 SP Solar USB Charger completely prior to using it for the first time.



USER MANUAL

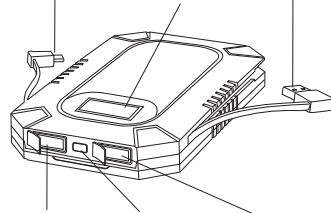
Model: **CPP 300 SP**

©2013 Cobra Electronics Corp., Part No. 480-910-P Printed in China

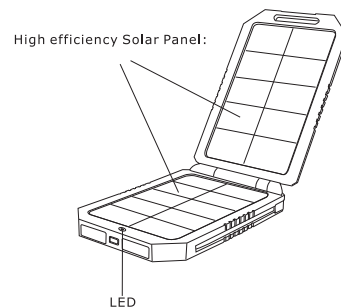


Product :

5V/1A Micro USB output LCD 5V/1A USB input



5V/2.1A USB output Power switch 5V/1A USB output



.1.

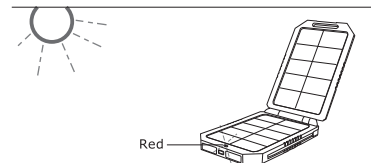
Operation:

Recharging the Solar USB Charger:

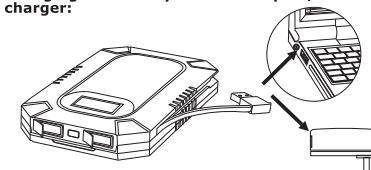
The CPP 300 SP can be recharged by connecting it to a USB port or by putting it face up in the sun. When connecting to a USB port connect the USB input from the CPP 300 SP to the standard USB port on a computer, a USB wall charger, or any 5V USB charging port.

The CPP 300 SP comes with an integrated cable for recharging. When recharging the CPP 300 SP via USB the LEDs will show the current battery life according to the chart on page 3 of this manual. The last LED that is lit will blink to show that the CPP 300 SP is charging. When the CPP 300 SP is fully charged the 4th LED will stop blinking and all 4 LEDs will be on.

When charging with the solar panel, open the top to fully expose the solar panels. A red LED above the power switch will illuminate red to indicate that it is charging via solar power. The charging speed is fastest when placed in direct sunlight on a clear day with the panels facing the sun. The LEDs will not show the current battery capacity. To check the battery capacity follow the steps on page 3 of this manual.



2. Charging the battery via PC USB port/wall charger:



.2.

Check Battery Capacity:

To check the remaining battery capacity of the CPP 300 SP press the power/capacity button on the front of the unit with no devices connected. The top of the CPP 300 SP has 4 LEDs to show the remaining battery capacity:

- 1 LED on: 10%-40% charge
- 2 LEDs on: 40%-65% charge
- 3 LEDs on: 65%-85% charge
- 4 LEDs on: 85%-100% charge

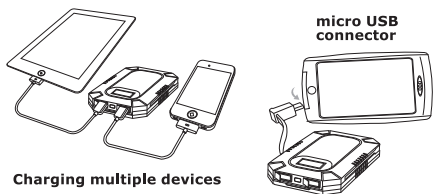
Note: When charging a device the number of lit LEDs may decrease while you are charging a rapid charge device like a smartphone or tablet or when charging multiple devices. The battery capacity indicators cannot accurately measure the capacity during rapid charging. To confirm the real battery capacity disconnect the device(s) being charged and press the power/capacity button.

Charging a device:

To charge a device, connect the device to the CPP 300 SP USB output and press the power button on the CPP 300 SP. The LEDs will turn blue to show that the device is charging. The CPP 300 SP has an integrated USB connector to charge devices that have a micro USB input without needing a separate cable. Simply plug in the micro USB connector to the device and press the power button on the CPP 300 SP. The LEDs will turn blue to show that the device is charging.

The CPP 300 SP can charge two devices at a time with any combination of the integrated micro USB output and the two full size USB outputs. When charging multiple devices the charging rate may be slower than when charging a single device depending on the devices being charged.

Note: For the rapid charge 5V/2.1A output: In order to charge at the fastest rate you should charge only one device at a time.



Charging multiple devices

.3.

Product Features:

- 6,000mAh Li-polymer rechargeable battery
- Integrated USB cables can charge micro USB devices and recharge the CPP 300 SP without any cables
- Fully charge most smartphones three times. Charge an iPad over 70%
- 5V/2.1A USB output for rapid charging of an iPhone, iPad, & other fast charge devices
- Three outputs allow for charging of multiple devices at the same time
- Two high efficiency solar panels for a rapid charge

Product Specification:

- Li-polymer rechargeable 3.7V/6,000mAh battery:
- High efficiency solar panel: 5.5V/620mA
- Micro USB input: 5V/1A
- Size: 6.0" x 3.6" x 0.8" (152mm x 92mm x 20mm)
- Weight: 10.4oz, (295g)
- Recharging time: 15 hrs by 5V/0.5A USB, 8 hrs by 5V/1A USB charger (not included), 10-12 hrs by solar panel under full sunlight
- Power/Capacity button: Press to start charging or to check the battery capacity
- Capacity display: 4 LED indicators show the battery capacity

Warnings and Cautions:

- Do not puncture, throw, drop, bend, disassemble, or attempt to repair your CPP 300 SP.
- Keep your CPP 300 SP dry and away from moisture and corrosive materials.
- Do not wash your CPP 300 SP with chemicals or soaps. Instead wipe the top and bottom with a soft, water dampened cloth. Wipe the inputs and outputs with gently with a soft dry cloth.
- Fully recharge your CPP 300 SP once every 3 months when not in use. Charge the CPP 300 SP fully prior to putting it away for extended storage.
- Do not expose the unit to fire or excessive heat.
- Do not short-circuit the connectors with any metal objects.
- Do not transport or store the unit with metal objects that may short-circuit the connectors.
- Avoid static electricity, strong magnetic fields and radiation.
- Stop using the unit if it generates an unusual smell, is excessively hot, is deformed, or demonstrating any other abnormalities.
- Never throw away electronic devices in the garbage. Recycle according to local recycling and environmental regulations.

.4.

This device complies with part 15 of the FCC Rules. Operation is subject to the following two conditions: (1) This device may not cause harmful interference, and (2) this device must accept any interference received, including interference that may cause undesired operation.

Note: This equipment has been tested and found to comply with the limits for a Class B digital device, pursuant to Part 15 of the FCC Rules. These limits are designed to provide reasonable protection against harmful interference in a residential installation. This equipment generates uses and can radiate radio frequency energy and, if not installed and used in accordance with the instructions, may cause harmful interference to radio communications. However, there is no guarantee that interference will not occur in a particular installation.

If this equipment does cause harmful interference to radio or television reception, which can be determined by turning the equipment off and on, the user is encouraged to try to correct the interference by one or more of the following measures:

- Reorient or relocate the receiving antenna.
- Increase the separation between the equipment and receiver.
- Connect the equipment into an outlet on a circuit different from that to which the receiver is connected.
- Consult the dealer or an experienced radio/television technician for help.

WARNING: Any modifications made to this device that are not expressly approved by party responsible for compliance could void the user's authority to operate this device.

Cobra® and the snake design are registered trademarks of Cobra Electronics Corporation, USA. Cobra Electronics Corporation™ is a trademark of Cobra Electronics Corporation, USA.

PROPOSITION 65 WARNING: This product contains a chemical known to the State of California to cause cancer and birth defects or other reproductive harm.

.5.

Limited 1-Year Warranty:

For Products Purchased in the U.S.A.

Cobra Electronics Corporation warrants that its Cobra CPP 300 SP Solar Charger, and the component parts thereof, will be free of defects in workmanship and materials for a period of one year from the date of first consumer purchase. This warranty may be enforced by the first consumer purchaser, provided that the product is utilized within the U.S.A.

Cobra will, without charge, repair or replace, at its option, defective solar charger, products or component parts upon delivery to the Cobra Factory Service Department, accompanied by proof of the date of first consumer purchase, such as a duplicated copy of a sales receipt.

You must pay any initial shipping charges required to ship the product for warranty service, but the return charges will be at Cobra's expense, if the product is repaired, this warranty gives you specific rights, and you may also have other rights which vary from state to state.

Exclusions: This limited warranty does not apply:

1. To any product damaged by accident.
2. In the event of misuse or abuse of the product, or as a result of unauthorized alterations or repairs.
3. If the serial number has been altered, defaced or removed.
4. If the owner of the product resides outside the U.S.A.

All implied warranties, including warranties of merchantability and fitness for a particular purpose are limited in duration to the length of this warranty.

Cobra shall not be liable for any incidental, consequential or other damages; including, without limitation, damages resulting from loss of use or cost of installation.

Some states do not allow limitations on how long an implied warranty lasts and/or do not allow the exclusion or limitation of incidental or consequential damages, so the above limitations may not apply to you.

.6.

Product Service:

For any questions about operating or installing this new Cobra product, or if parts are missing...**PLEASE CALL COBRA FIRST**...do not return this product to the store. See customer assistance on reverse side of this sheet. If this product should require factory service, please call Cobra before sending the product. This will ensure the fastest turn-around time on any repair. If Cobra asks that the product be sent to its factory, the following must be furnished to have the product serviced and returned:

1. For Warranty Repair include some form of proof-of-purchase, such as a mechanical reproduction or carbon of a sales receipt. Make sure the date of purchase and product model number are clearly readable. If the originals are sent, they cannot be returned;
2. Send the entire product;
3. Enclose a description of what is happening with the product. Include a typed or clearly printed name and address of where the product is to be returned, with phone number (required for shipment);
4. Pack product securely to prevent damage in transit. If possible, use the original packing material;
5. Ship prepaid and insured by way of a traceable carrier such as United Parcel Service (UPS) or Priority Mail with delivery confirmation to avoid loss in transit to: **Cobra Factory Service, Cobra Electronics Corporation, 6500 West Cortland Street, Chicago, Illinois 60707 U.S.A.**;
6. If the product is in warranty, upon receipt of the product it will either be repaired or exchanged depending on the model. Please allow approximately 3-4 weeks before contacting Cobra for status. If the product is out of warranty, a letter will automatically be sent with information as to the repair charge or replacement charge.

For any questions, please call 773-889-3087 for assistance or visit us online at www.cobra.com.

.7.