




2SA1015(Y)
2SC1815(Y)
2SC1959(Y)



2SA562(Y)
2SC733(Y)





2SD235(Y)



2SA496(Y)



SRF1714



SPECIFICATIONS

| | |
|----------------------------------|---|
| Transmit Frequency Range: | 3.5 MHz ~ 29.7 MHz |
| Exciter Power: | 10W |
| Collector Input: | 3.5 MHz ~ 21 MHz, 160W 28 MHz, 140W |
| Input, Output Impedance: | 50Ω |
| Power Supply: | DC 12 ~ 16V (13.8V) |
| Power Consumption: | 15A (DC 13.8V) |
| Semiconductor Complement: | |
| Transistors: | 20 |
| Diodes: | 22 |
| Dimensions: | 123 (123) Wide x 97 (107) High x 235 (265) Deep Values in parenthesis include protrusions. |
| Weight: | 2.3 kg |

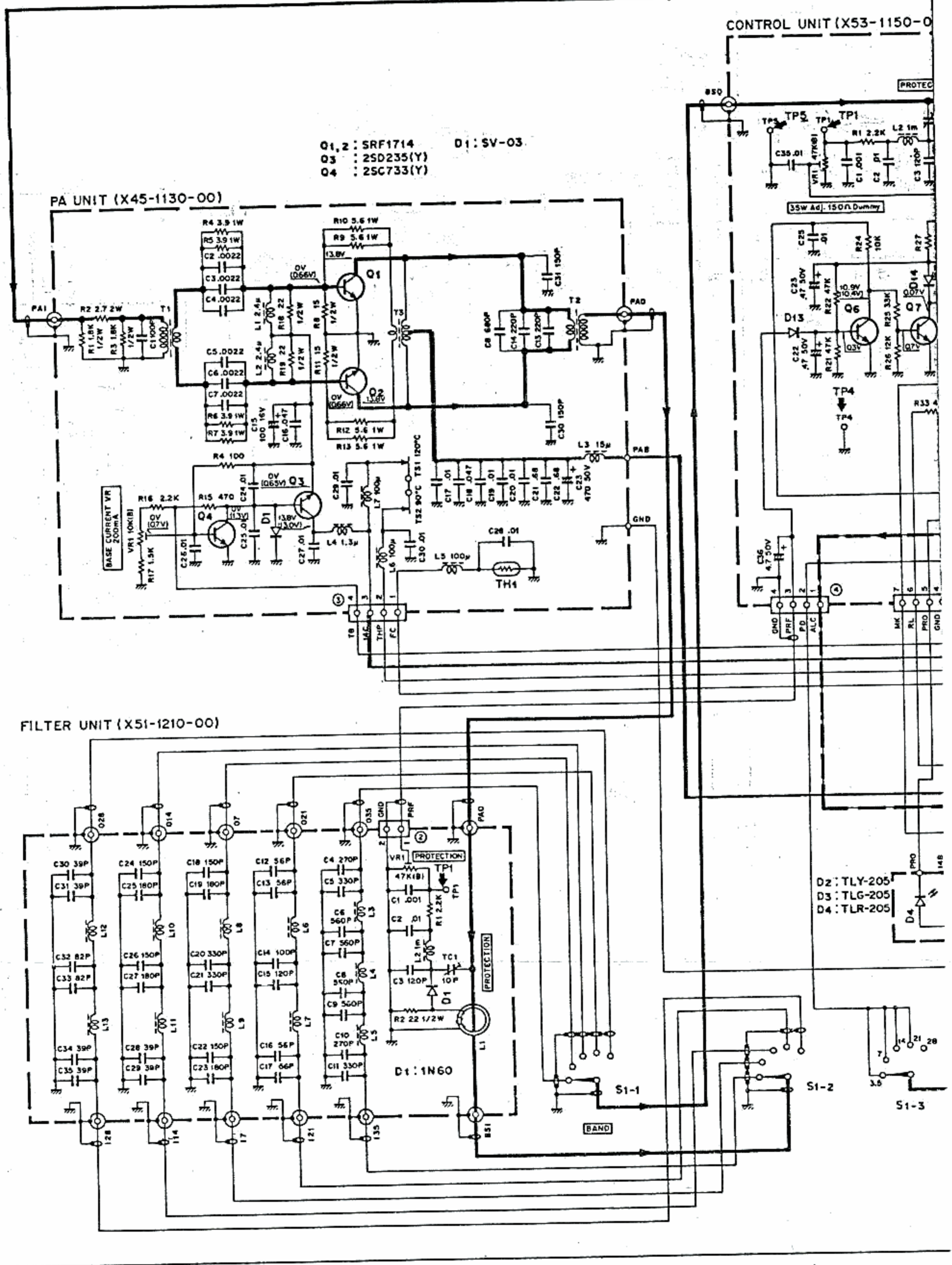
NOTE:

Specifications are subject to change for improvements.

SCHEMATHEEK
Beh. T. Hultermans
Postbus 4228
5604 EE Eindhoven

SIGNAL CONTROL SIGNAL COMMON VOLTAGE LINE

VOLTAGE: () transmission, < > fan operated.



Q1, 2 : SRF1714 D1 : SV-03
Q3 : 2SD235(Y)
Q4 : 2SC733(Y)

PA UNIT (X45-1130-00)

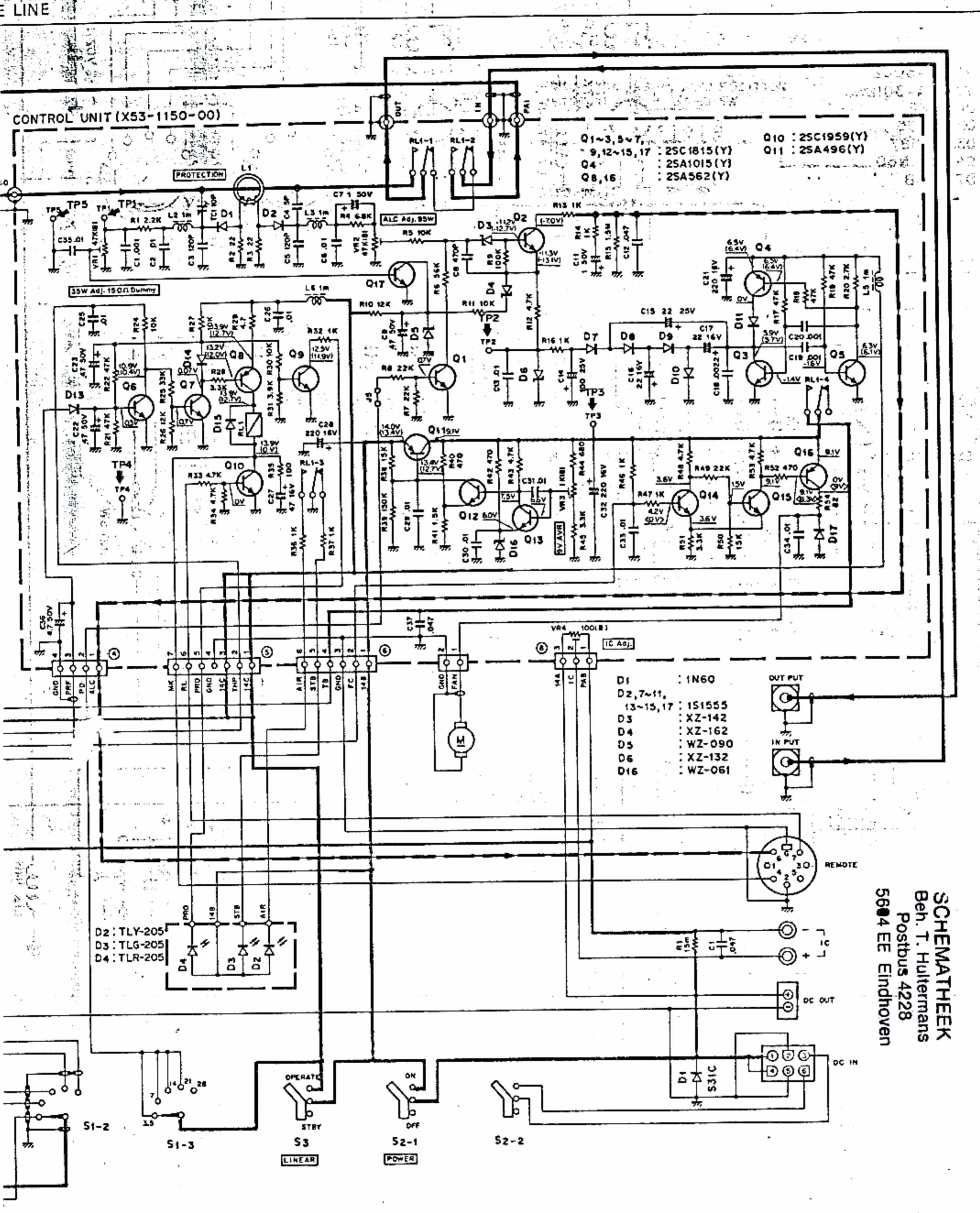
CONTROL UNIT (X53-1150-00)

FILTER UNIT (X51-1210-00)

D2 : TLY-205
D3 : TLG-205
D4 : TLR-205

D1 : 1N60

■ The circuit and ratings change without notice due to development in technology.



- Q1~3, 5~7, 9, 12~15, 17 : 2SC1815 (Y)
- Q4 : 2SA1015 (Y)
- Q8, 16 : 2SA562 (Y)
- Q10 : 2SC1959 (Y)
- Q11 : 2SA496 (Y)

- D1 : 1N60
- D2, 7~11, 13~15, 17 : 1S1555
- D3 : XZ-142
- D4 : XZ-162
- D5 : WZ-090
- D6 : XZ-132
- D16 : WZ-061

- D2 : TLY-205
- D3 : TLG-205
- D4 : TLR-205

SCHEMATHEEK
 Beh. T. Hultermans
 Postbus 4228
 5604 EE Eindhoven