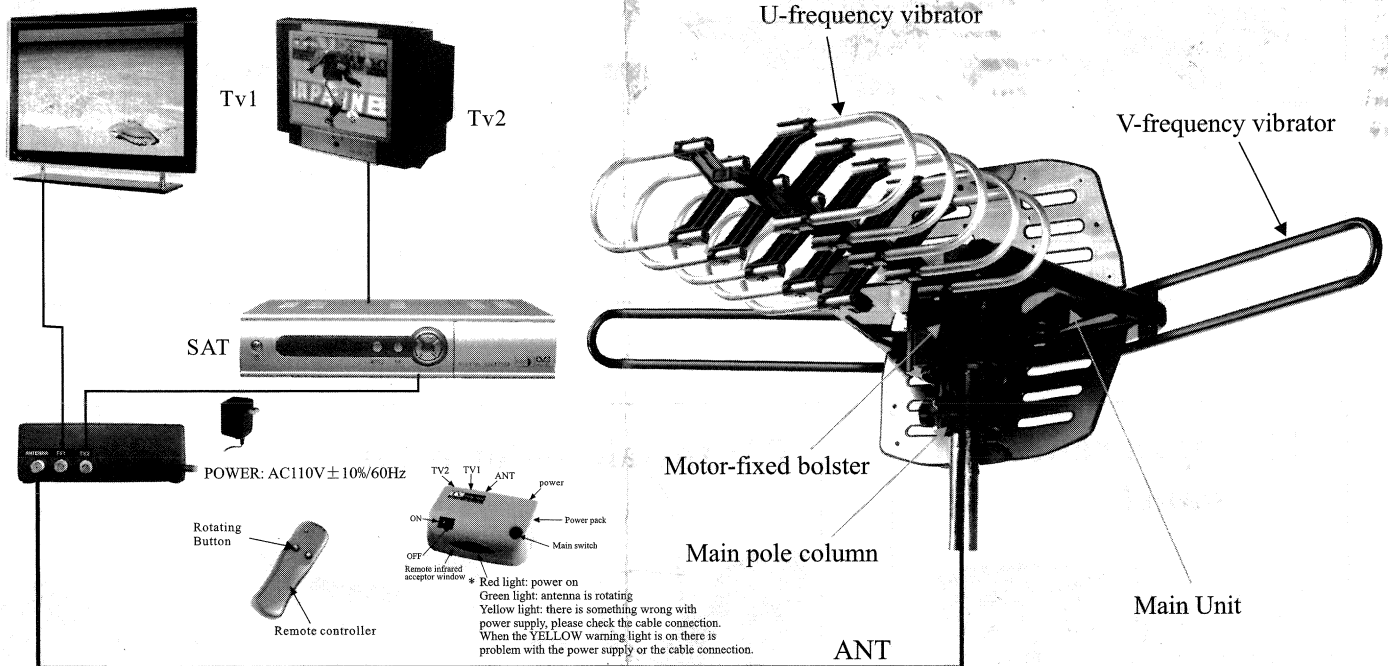


# TV REMOTE CONTROLLED ROTATING ANTENNA

## WA-2608

### Illustration of the components



### Durable

Use the new material and streamline shape in an improved feature for overall and complete seal up against wind and sunshine.

### Easy to install

Uses sophisticated unity design to avoid complexity in installation process

### Super strength in receipt of signal

Reasonable structure and low noise amplifier tube to increase the resolution of image

### 360° Rotation

### Elegant and attractive

### MAIN TECHNICAL CRITERIA

Frequency(VHF): 40~300MHz  
 Frequency(UHF): 470~890MHz  
 VHF Gain: 25±5dB  
 UHF Gain: 30±5dB  
 Impedance: 75 Ω F-Connector  
 Max. Rotation: Max 360°  
 Power: 3W  
 Noise Figure: ≤2.5dB  
 Output Level: 105dB μ  
 Voltage Input: AC110V±10%/60Hz  
 Voltage Output: AC15V/300mA

### FEATURE


- Parabolic focusing reception
- UHF/VHF TV and FM radio
- Super active outdoor antenna
- High quality far ranging reception
- Can operate antenna manually
- With infrared remote control
- Easy to install and operate
- 360° all directional rotation
- Built-in high gain booster
- Built-in low noise circuit

### Shipping List

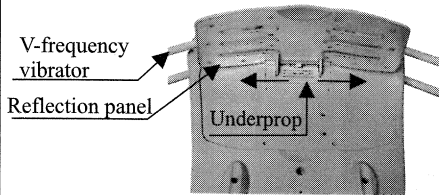
NO.	Name	Specification	Qua	Image
1	Main Unit		1	
2	Main pole column		1	
3	Motor-fixed bolster		1	
4	Square pilt		1	
5	U-frequency vibrator		5	
6	Screw (3x10mm)		5	
7	Screw (4x12mm)		8	
8	Screw (4x18mm)		1	
9	Power supply		1	
10	Remote controller		1	
11	75 Ω coaxial cable		1	
12	Cable		1	
13	Power adapter		1	
14	Tarpaulin		1	
15	Instruction		1	

## STRUCTURE PERPENDICULAR


### P1: Install U-frequency vibrators




### P2: Open reflection panel



### P3: Install motor rotor



### P4: Connect the signal line



### P5: Fix the antenna

