


# MFJ

## *Basic Dipole Antenna Kit*

*Model MFJ-2772K*



### **INSTRUCTION MANUAL**

**CAUTION: Read All Instructions Before Operating Equipment**

# **MFJ ENTERPRISES, INC.**

300 Industrial Park Road  
Starkville, MS 39759 USA  
Tel: 662-323-5869 Fax: 662-323-6551

## MFJ-2772K Basic Dipole Antenna Kit Instructions

**Introduction:** The MFJ-2772K Basic Dipole Antenna Kit contains everything you need to make one 80-Meter dipole or up to three different dipoles for the higher frequency bands. The aluminum clamps included in your kit allow you to adjust wire length easily and fine-tune your antenna for minimum SWR.

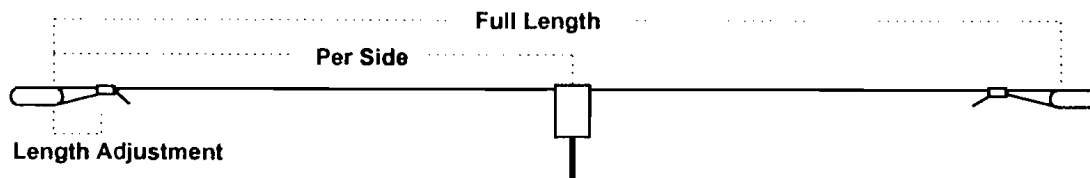
**Parts List:** Please confirm all items listed below are included in your kit.

- [ ] 1 Roll, stranded copper antenna wire (142')
- [ ] 9 ceramic Insulator
- [ ] 12 aluminum "L" clamping clips
- [ ] 6 6-32 screw
- [ ] 6 6-32 kep nut

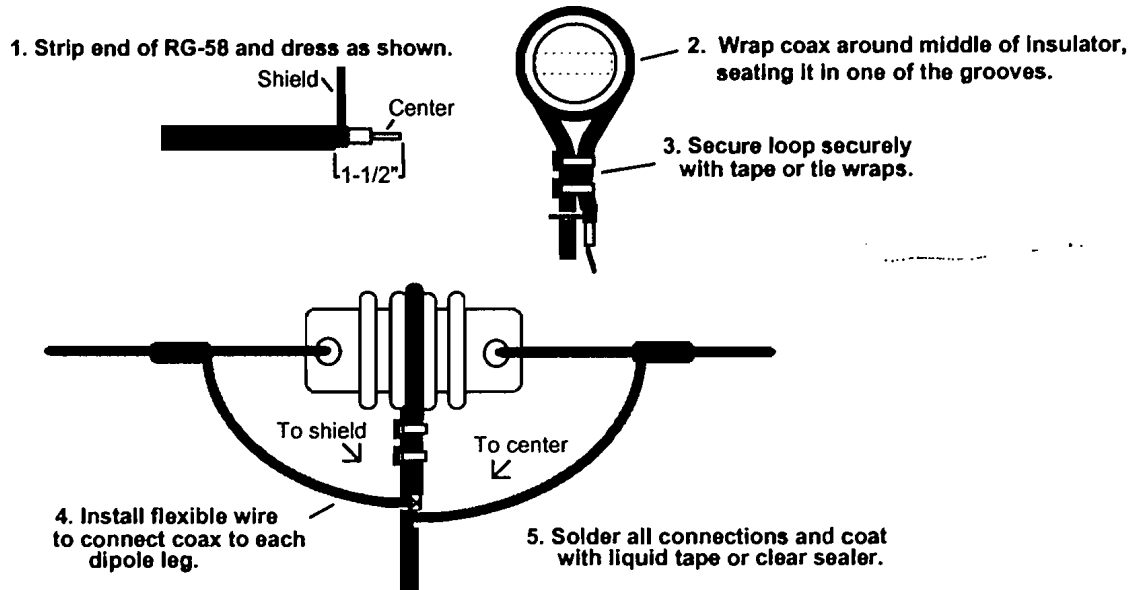
**Making a 1/2-Wave Dipole:** The classic 1/2-wave dipole antenna matches well into 50 or 75-Ohm coaxial cable and generally requires no tuner when cut to frequency. The formula for antenna length is  $468 \div \text{MHz} = L$  in feet:

Band	MHz	Full Length	Length Per Side
80-M	3.60	130' --	65' --
75-M	3.85	121' 1/2"	60' 3/4"
40-M	7.15	65' 5-1/2"	32' 8-3/4"
30-M	10.12	46' 3"	23' 1-1/2"
20-M	14.15	32' 11-1/2"	16' 5-3/4"
17-M	18.11	25' 10"	12' 11"
15-M	21.20	22' 1"	11' 1/2"
12-M	24.93	18' 9-1/4"	9' 4-5/8"
10-M	28.50	16' 5"	8' 2-1/2"

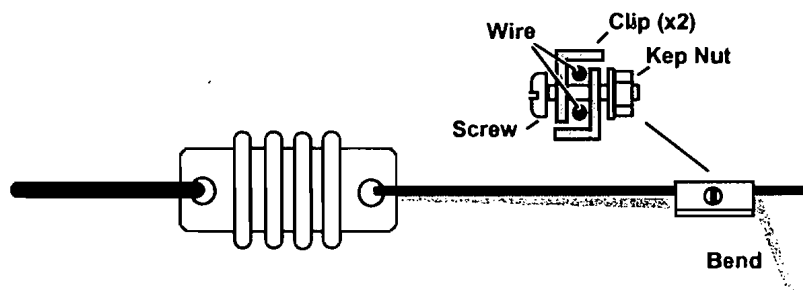
Note that these lengths apply to the dipole *when fully assembled*. Optimal length may vary slightly, depending on ground conductivity, mounting conditions, and height. When preparing wire, cut each side several inches longer than shown on the chart to allow for doubling wire back through the insulators.



**Making the Porcelain Insulator Center Block:** Looping coax around the middle of the insulator and securing it (as shown) provides strong pull retention for your feedline. Note that the end of the coax is oriented downward and coated with sealant to prevent water incursion into the braid.



**End Insulator Clips:** Wire clips provide a sturdy clamp for securing the antenna wire to each end insulator. They also provide a convenient “no cut” method for adjusting length to fine-tune antenna for minimum SWR. Be sure to tighten clamps securely and bend the free end of the wire to prevent slippage.



**In Case of Difficulty:** MFJ warrants that all listed items for your MFJ-2772K Basic Dipole Kit will be included and free from defect. If your kit is missing parts or contains damaged items, contact the factory by phone at (662) 323-5869 to arrange for replacement or write. Our mailing and shipping address is: MFJ Enterprises, 300 Industrial Park Road, Starkville, MS 39759. Please *do not* return any items to MFJ unless explicitly authorized to do by MFJ Customer Service.

## FULL 12 MONTH WARRANTY

MFJ Enterprises, Inc. warrants to the original owner of this product, if manufactured by MFJ Enterprises, Inc. and purchased from an authorized dealer or directly from MFJ Enterprises, Inc. to be free from defects in material and workmanship for a period of 12 months from date of purchase provided the following terms of this warranty are satisfied.

1. The purchaser must retain the dated proof-of-purchase (bill of sale, canceled check, credit card or money order receipt, etc.) describing the product to establish the validity of the warranty claim and submit the original of machine reproduction or such proof of purchase to MFJ Enterprises, Inc. at the time of warranty service. MFJ Enterprises, Inc. shall have the discretion to deny warranty without dated proof-of-purchase. Any evidence of alteration, erasure, or forgery shall be cause to void any and all warranty terms immediately.
2. MFJ Enterprises, Inc. agrees to repair or replace at MFJ's option without charge to the original owner any defective product under warrantee provided the product is returned postage prepaid to MFJ Enterprises, Inc. with a personal check, cashiers check, or money order for \$7.00 covering postage and handling.
3. MFJ Enterprises, Inc. will supply replacement parts free of charge for any MFJ product under warranty upon request. A dated proof of purchase and a \$5.00 personal check, cashiers check, or money order must be provided to cover postage and handling.
4. This warranty is **NOT** void for owners who attempt to repair defective units. Technical consultation is available by calling (601) 323-5869.
5. This warranty does not apply to kits sold by or manufactured by MFJ Enterprises, Inc.
6. Wired and tested PC board products are covered by this warranty provided **only the wired and tested PC board product is returned**. Wired and tested PC boards installed in the owner's cabinet or connected to switches, jacks, or cables, etc. sent to MFJ Enterprises, Inc. will be returned at the owner's expense unrepaired.
7. Under no circumstances is MFJ Enterprises, Inc. liable for consequential damages to person or property by the use of any MFJ products.
8. **Out-of-Warranty Service:** MFJ Enterprises, Inc. will repair any out-of-warranty product provided the unit is shipped prepaid. All repaired units will be shipped COD to the owner. Repair charges will be added to the COD fee unless other arrangements are made.
9. This warranty is given in lieu of any other warranty expressed or implied.
10. MFJ Enterprises, Inc. reserves the right to make changes or improvements in design or manufacture without incurring any obligation to install such changes upon any of the products previously manufactured.
11. All MFJ products to be serviced in-warranty or out-of-warranty should be addressed to **MFJ Enterprises, Inc., 300 Industrial Park Road, Starkville, Mississippi 39759, USA** and must be accompanied by a letter describing the problem in detail along with a copy of your dated proof-of-purchase.
12. This warranty gives you specific rights, and you may also have other rights which vary from state to state.



**MFJ ENTERPRISES, INC.**  
300 Industrial Park Road  
Starkville, MS 39759

MFJ- 2772K  
Version 1A  
Printed In U.S.A.