

# FT-5100

## Technical Supplement



**YAESU MUSEN CO., LTD.**

C.P.O. Box 1500, Tokyo, Japan

**YAESU U.S.A.**

17210 Edwards Rd., Cerritos, California 90703

U.S.A.

**YAESU EUROPE B.V.**

Snipweg 3. 1118AA Schiphol, The Netherlands

**YAESU UK LTD.**

Unit 2, Maple Grove Business Centre

Lawrence Rd., Hounslow, Middlesex TW4 6DR, UK

# Contents

## 1. General

About This Manual . . . . .	1-1
Case Disassembly & PCB Access . . . . .	1-2
Chip Component Information . . . . .	1-3
Block Diagram . . . . .	1-7

## 2. Servicing

Alignment . . . . .	2-1
<i>Reference Oscillator &amp; PLL VCV</i> . . . . .	2-2
<i>Transmitters</i> . . . . .	2-2
<i>Receivers</i> . . . . .	2-3
Pilot Lamp Replacement . . . . .	2-7
Backup Battery Replacement . . . . .	2-8
Resetting the CPU . . . . .	2-9
FTS-22 Tone Squelch Unit Installation . . . . .	2-10

## 3. Board Units (Schematics, Layouts & Parts)

144-MHz Power Amplifier (PA) Unit . . . . .	3A
APC Unit . . . . .	3B
Regulator Unit . . . . .	3C
IF Unit . . . . .	3D
AF Unit . . . . .	3E
430-MHz VCO Unit . . . . .	3F
430-MHz PLL Unit . . . . .	3G
144-MHz VCO Unit . . . . .	3H
144-MHz PLL Unit . . . . .	3I
Main Unit . . . . .	3J
Panel Unit . . . . .	3K
Control Unit . . . . .	3L
FTS-22 Tone Squelch Option . . . . .	3M

## 4. Mechanical

Exploded View . . . . .	4
-------------------------	---

## About This Manual



The information in this manual is intended to supplement the *FT-5100 Operating Manual*, for servicing the transceiver. Specifications and details of operation and options are provided in the operating manual, and are not reprinted herein. Therefore, this manual is not intended to serve as an independent reference, but to be used in conjunction with the information provided in the operating manual. The FT-5100 is intended to be serviced only by qualified technicians.

Two pcb layout diagrams are provided for each double-sided circuit board in the transceiver. Each side of the board is referred to by the type of the majority of components installed on that side ("leaded" or "chip-only"). In most cases one side has only chip components, and the other has either a mixture of both chip and leaded components (trimmers,

coils, electrolytic capacitors, ICs, etc.), or leaded components only.

While we believe the technical information in this manual is correct, Yaesu cannot assume any liability for damage that may occur as a result of typographical or other errors that may be present. Your cooperation in pointing out any inconsistencies in the technical information would be appreciated.

The technical information in this manual supercedes all previously published information on this product. Where information is duplicated in this manual and the operating manual, this manual should generally be considered more current.

Yaesu Musen reserves the right to make changes in the circuitry of this transceiver, in the interest of technological improvement, without obligation to owners.

## Case Disassembly & Board Locations

- Turn off the transceiver, and disconnect all cables.

### Main Unit Solder Side Access

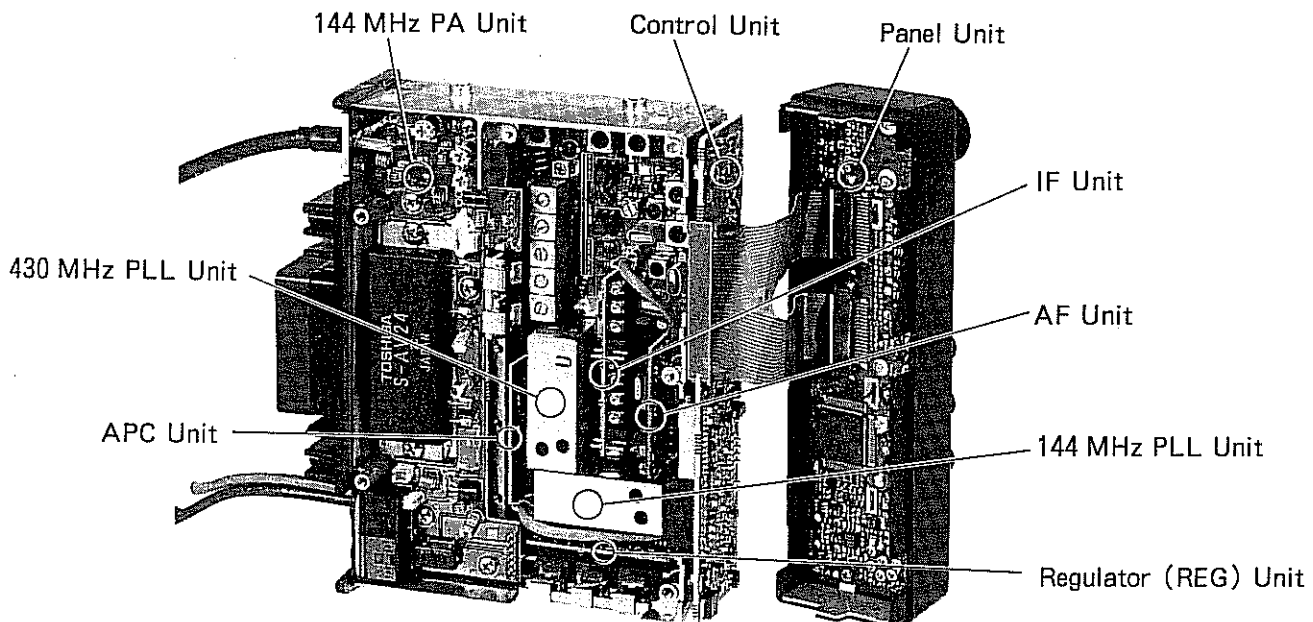


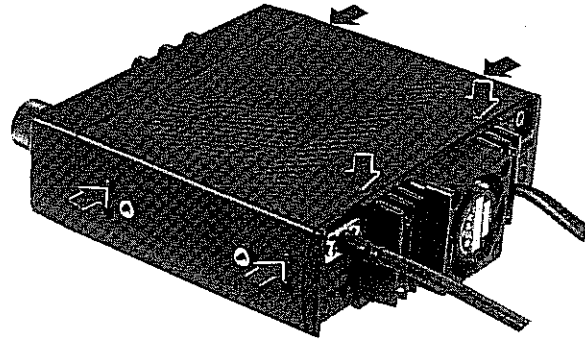
- Referring to Figure 1, remove the six screws from the top cover to expose the solder side of the Main Unit.

### Other Units

- Referring to Figure 2, remove the six screws in the bottom cover. When removing the bottom cover, use care not to strain the wires to the loudspeaker.

PCB Locations are indicated in Figure 4.

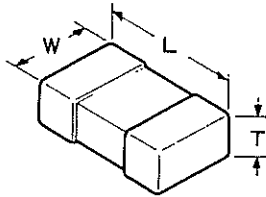
To access the Control and Panel Units, remove the two screws in the front panel indicated in Figure 3.



# Chip Component Information

The diagrams below indicate some of the distinguishing features of common chip components.

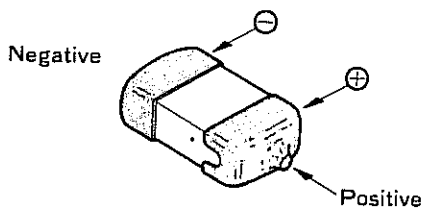
## Ceramic Capacitors



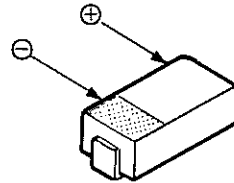
(Unit : mm)

Type	L	W	T
3216	3.2	1.6	0.45~0.60
2125	2.0	1.25	0.35~0.50
1608	1.6	0.8	0.65~0.95

## Tantalum Capacitors



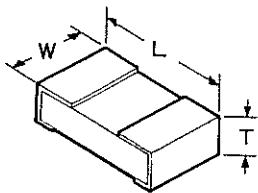
Polarized, Unmarked  
(determine value from layout and Parts List)



Examples :  
J475 = 6.3V 4.7μF

G	4.0V	D	20V
J	6.3V	E	25V
A	10V	V	35V
C	16V		

## Resistors



(Unit : mm)

Type	L	W	T
1/10	2.0	1.25	0.45
1/16	1.6	0.8	0.45

### INDICATED LETTERS

**1 2 3 4**  
**5 6 7 :**  
**9 0 .**

Type RMC 1/10W, 1/16W  
Marking\* 100, 222, 473.....

473		
10 <sup>1</sup> unit	1 <sup>1</sup> unit	Multiplier code
0	0	10 <sup>0</sup>
1	1	10 <sup>1</sup>
2	2	10 <sup>2</sup>
3	3	10 <sup>3</sup>
4	4	10 <sup>4</sup>
5	5	10 <sup>5</sup>
6	6	10 <sup>6</sup>
7	7	10 <sup>7</sup>
8	8	10 <sup>8</sup>
9	9	10 <sup>9</sup>

Examples :

100 = 10Ω  
222 = 2.2kΩ  
473 = 47kΩ

## Replacing Chip Components

Chip components are installed at the factory by a series of robots. The first one places a spot of adhesive resin at the location where each part is to be installed, and later robots handle and place parts using vacuum suction.

For single-sided boards, solder paste is applied and the board is then baked to harden the resin and flow the solder. For double-sided boards, no solder paste is applied, but the board is baked (or exposed to ultra-violet) to cure the resin before dip soldering.

In our laboratories and service shops, small quantities of chip components are mounted manually by applying a spot of resin, placing with tweezers, and then soldering by very small dual streams of hot air (without physical contact during soldering). We remove parts by first removing solder using a vacuum suction iron, which applies a light, steady vacuum at the iron tip, and then breaking the adhesive with tweezers.

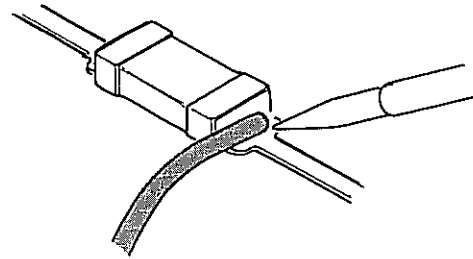
The special vacuum soldering/desoldering equipment is recommended if you expect to do a lot of chip replacements. Otherwise, it is usually possible to remove and replace chip components with only a tapered, temperature-controlled soldering iron, a set of tweezers and braided copper solder wick. Soldering iron temperature should be below 280 °C (536 °F).

## Precautions for Chip Replacement

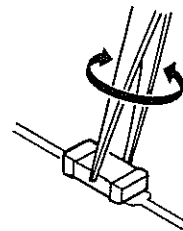
- ✗ Do not disconnect a chip forcefully, or the foil pattern may peel off the board.
- ✗ Never re-use a chip component. Dispose of all removed chip components immediately to avoid mixing with new parts.
- ✗ Limit soldering time to 3 seconds or less to avoid damaging the component and board.

## Removing Chip Components

- Remove the solder at each joint, one joint at a time, using solder wick whetted with non-acidic flux as shown below. Avoid applying pressure, and do not attempt to remove the tinning from the chip's electrode.



- Grasp the chip on both sides with tweezers, and gently twist the tweezers back and forth (to break the adhesive bond) while alternately heating each electrode. Be careful to avoid peeling the foil traces from the board. Dispose of the chip when removed.

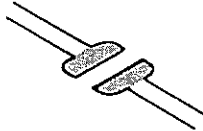


- After removing the chip, use the copper braid and soldering iron to clean away any excess solder and smooth the land for installation of the replacement part.

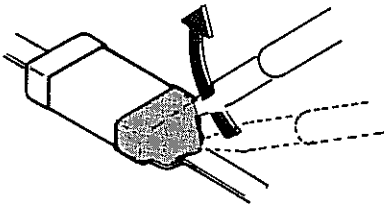
## Installing a Replacement Chip

As the value of some chip components is not indicated on the body of the chip, be careful to get the right part for replacement.

- Apply a small amount of solder to the land on one side where the chip is to be installed. Avoid too much solder, which may cause bridging (shorting to other parts).



- Hold the chip with tweezers in the desired position, and apply the soldering iron with a motion line that is indicated by the arrow in the diagram below. Do not apply heat for more than 3 seconds.

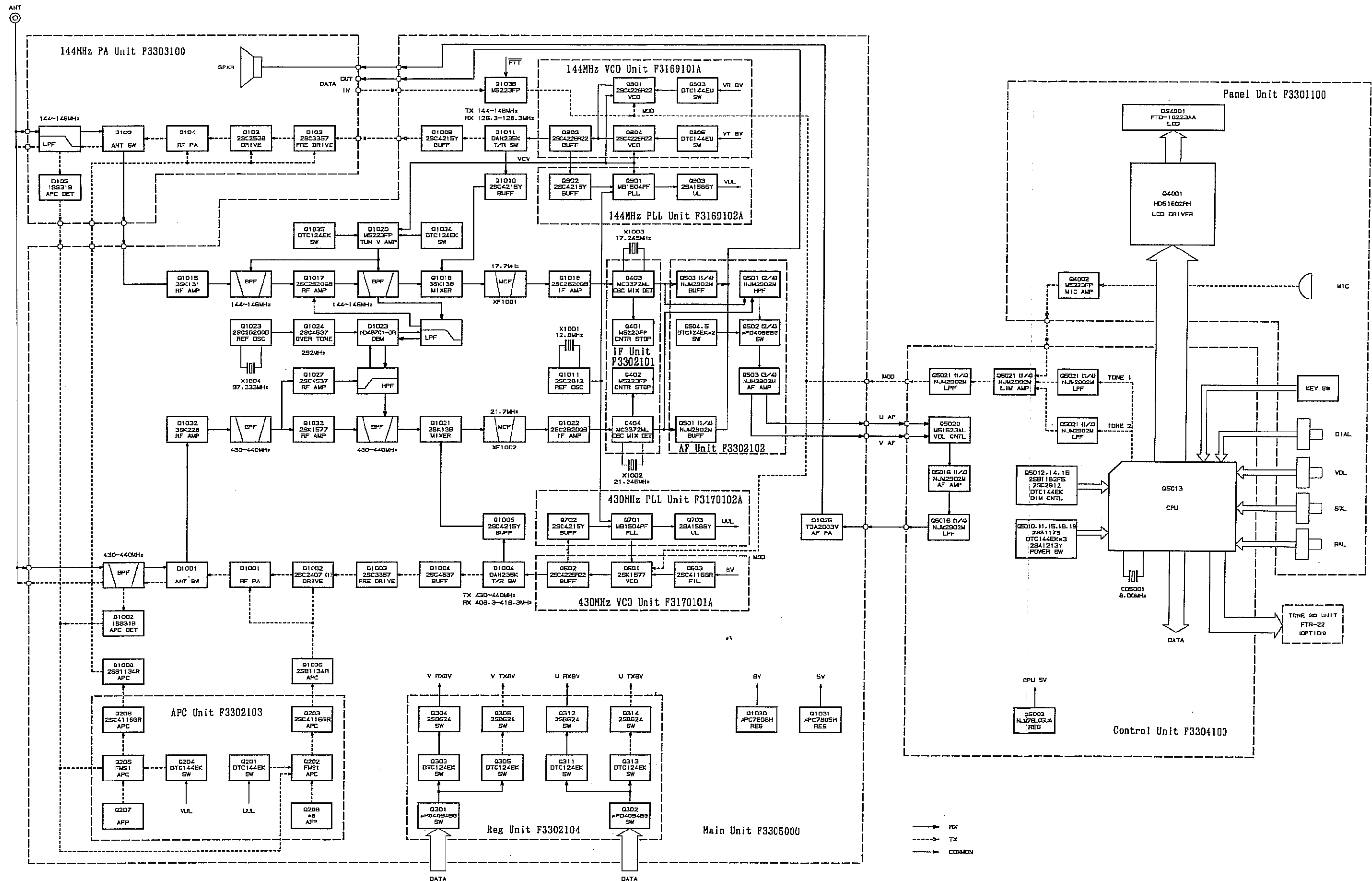


- Remove the tweezers and solder the electrode on the other side in the manner just described.

*Notes*



# Block Diagram





# Servicing

## *Alignment*

The FT-5100 is carefully aligned at the factory for the specified performance across the amateur bands. Realignment should therefore not be necessary except in the event of a component failure. All component replacement and service should be performed only by an authorized Yaesu representative, or the warranty policy may be voided.

The following procedures cover the sometimes critical and tedious adjustments that are not normally required once the transceiver has left the factory. However, if damage occurs and some parts subsequently be replaced, realignment may be required. If a sudden problem occurs during normal operation, it is likely due to component failure; realignment should not be done until after the faulty component has been replaced.

We recommend that servicing be performed only by authorized Yaesu service technicians who are experienced with the circuitry and fully equipped for repair and alignment. Therefore, if a fault is suspected, contact the dealer from whom the transceiver was purchased for instructions regarding repair. Authorized Yaesu service technicians realign all circuits and make complete performance checks to ensure compliance with specifications after replacing any faulty components.

Those who do undertake any of the following alignments are cautioned to proceed at their own risk. Problems caused by unauthorized attempts at realignment are not covered by the warranty policy. Also, Yaesu must reserve the right to change circuits and alignment procedures in the interest of improved performance, without notifying owners.

Under no circumstances should any alignment be attempted unless the normal function and operation of the transceiver are clearly understood, the cause of the malfunction has been clearly pinpointed and any faulty components replaced, and the need for realignment determined to be absolutely necessary.

The following test equipment (and thorough familiarity with its correct use) is neces-

sary for complete realignment. Correction of problems caused by misalignment resulting from use of improper test equipment is not covered under the warranty policy. While most steps do not require all of the equipment listed, the interactions of some adjustments may require that more complex adjustments be performed afterwards. Do not attempt to perform only a single step unless it is clearly isolated electrically from all other steps. Rather, have all test equipment ready before beginning, and follow all of the steps in a section in the order presented.

### *Required Test Equipment*

- RF Signal Generator with calibrated output level at 450 MHz
- Deviation Meter (linear detector)
- AF Millivoltmeter
- SINAD Meter
- Inline Wattmeter with 5% accuracy at 450 MHz
- Regulated DC Power Supply adjustable from 10 to 17 V, 15 A
- 50- $\Omega$  Dummy Load: 100 W at 450 MHz
- Frequency Counter: 100-Hz resolution and  $\pm 0.2$ -ppm accuracy at 450 MHz
- AF Signal Generator
- DC Voltmeter: high impedance
- UHF Sampling Coupler

### *Alignment Preparation & Precautions*

A 50- $\Omega$  dummy load and inline wattmeter must be connected to the antenna jack in all procedures that call for transmission, except where specified otherwise. Correct alignment is not possible with an antenna.

After completing one step, read the following step to determine whether the same test equipment will be required. If not, remove the test equipment (except power supply, dummy load and wattmeter, if connected) before proceeding.

Correct alignment requires that the ambient temperature be the same as that of the transceiver and test equipment, and that this tem-

perature be held constant between 20 and 30 °C (68 – 86 °F). If the transceiver is brought into the shop from hot or cold air it should be allowed some time for equalization with the environment before alignment.

Whenever possible, alignments should be made with oscillator shields and circuit boards firmly affixed in place. Also, the test equipment must be thoroughly warmed up before beginning.

Most alignment procedures call for tuning the transceiver to the high or low band edge, or to band center. The actual frequency differs between different versions, so the technician should make sure of the band limits of each set to be aligned before beginning.

*Note:* Signal levels in dB referred to in the alignment procedure are based on 0 dBμ = 0.5 dBμV.

### Reference Oscillator & PLL VCV

Connect the 50-ohm dummy load to the antenna connector and maintain the supply voltage at 13.6 V for all steps.

#### Reference Oscillator

- Couple the frequency counter to sample the RF output.
- Key the transmitter and adjust TC1001 on the Main Unit to match the display to the counter frequency (within 100 Hz).

#### VHF PLL VCV (Varactor Control Voltage)

- Connect the negative lead of the DC voltmeter to chassis ground, and the positive lead to the side of C1258 nearest VR1006 on the chip-only side of the Main Unit.
- Set the transceiver to 144.000 MHz, and adjust T801 through the hole in the VHF VCO housing on the leaded-component side of the Main Unit for 1.0 V on the voltmeter while receiving.
- Key the transmitter while adjusting T802 (also in the VHF VCO housing) for 1.5 V on the voltmeter.

#### UHF PLL VCV Check (no adjustment)

- Connect the positive lead of the DC voltmeter to the solder pad shown in the diagram

of the leaded-component side of the Main Unit.

- Tune to 430.000 MHz (432.000 MHz in version D) and confirm the VCV is between 1.5 and 4.5 V while receiving, and between 2.5 and 5.5 V while transmitting.

### Transmitters

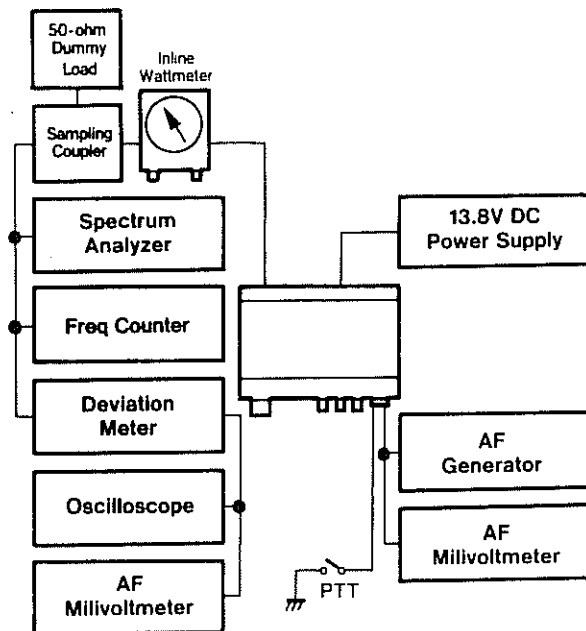
For all of these procedures, connect the test equipment as shown below, and refer to the diagrams on pages 2-5 and 2-6 for test point locations.

#### VHF Power Output

- Tune to band center (for the version being aligned), and press the **LOW** button, if necessary, to select high power output.
- Key the transmitter and adjust VR102 on the 144-MHz PA Unit for 50 watts on the wattmeter (*use care not to exceed 60 watts during the alignment*).
- Press the **LOW** button to select low power, key the transmitter, and confirm 3 to 6 watts on the wattmeter.

#### UHF Power Output

- Perform the same steps as above for VHF, adjusting VR1003 on the Main Unit for 35 watts on the wattmeter (*do not exceed 42 watts*).



Transmitter Alignment Setup

### VHF Automatic Final Protection (AFP)

- Disconnect the dummy load from the antenna connector.
- Key the transmitter and adjust VR103 on the 144-MHz PA Unit for 5 A on the DC supply ammeter.
- Reconnect the dummy load, and connect the DC voltmeter to the lead of C140 nearest VR103 (adjusted above).
- Key the transmitter and adjust VR101 for minimum voltage on the voltmeter.

### UHF Automatic Final Protection (AFP)

- Disconnect the dummy load from the antenna connector.
- Key the transmitter and adjust VR1002 on the Main Unit for 5 A on the DC supply ammeter.
- Reconnect the dummy load, and connect the DC voltmeter to the cathode of D1003 on the Main Unit.
- Key the transmitter and adjust VR1001 for minimum voltage on the voltmeter.

### VHF Transmitter Deviation

- While tuned to the center of the band, adjust the AF generator attenuator for 50-mV output at 1 kHz to the MIC jack.
- Key the transmitter and adjust VR1006 on the Main Unit for  $\pm 4.5$  kHz deviation on the deviation meter.
- Reduce the AF injection until the deviation meter shows  $\pm 3.5$  kHz deviation, and confirm that the injection level is 4 to 6 mV.

### UHF Transmitter Deviation

- Perform the above steps for VHF, adjusting VR1007 on the Main Unit.

## Receivers

Set up the test equipment as shown here for receiver alignment.

### VHF Interstage Transformers

- Tune the transceiver and RF signal generator to the center of the VHF band. Modulate the RF signal generator with  $\pm 3.5$  kHz deviation of a 1-kHz tone.

- Adjust T1001 through T1007 on the Main Unit for optimum maximum S-meter indication.
- Confirm  $-8$  dB $\mu$  or better 12-dB SINAD at the high and low band edges.

### UHF Front End BPF

- Retune the transceiver and signal generator to the center of the UHF band, and perform the above (VHF) steps, adjusting only TC-1003 on the Main Unit for optimum 12-dB SINAD.

### VHF Squelch Preset

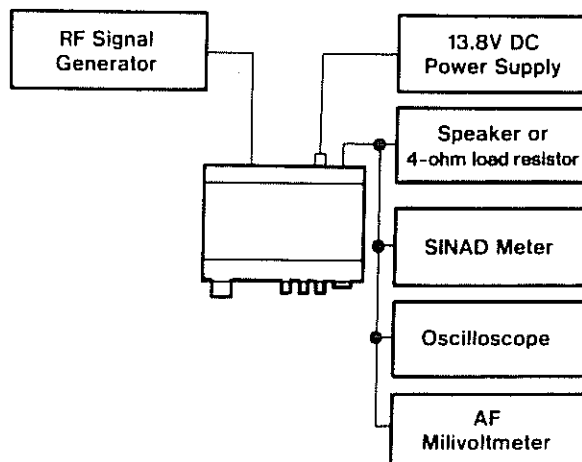
- Tune to the center of the VHF band, and inject  $-15$ -dB $\mu$  RF modulated with  $\pm 3.5$ -kHz deviation of a 1-kHz tone to the antenna connector.
- Set the SQL control to the 10-o'clock position, and adjust VR401 on the IF Unit so the squelch just closes.

### UHF Squelch Preset

- Retune the transceiver and RF signal generator to the center of the UHF band, and with the same injection level and modulation as for VHF, adjust VR402 so the squelch just closes.

### VHF S-Meter Calibration

- At the center of the VHF band, inject 25-dB $\mu$  RF modulated with  $\pm 3.5$  kHz deviation of a



Receiver Alignment Setup

1-kHz tone to the antenna connector. Adjust VR405 on the IF Unit so that all S-meter segments are just on.

### UHF S-Meter Calibration

- Tune the transceiver and RF signal generator to the *center* of the UHF band and with the same injection level and modulation, adjust VR406 so that all S-meter segments are just on.

### VHF Scanner Center-Stop

- With both the transceiver and signal generator tuned to the center of the VHF band, set the signal generator for 30-dB $\mu$  RF modulated with  $\pm 3.5$ -kHz deviation of a 1-kHz tone.
- Connect the DC voltmeter (3-V range) between TP401 (+) and TP402 (-) on the IF Unit, and adjust VR403, if necessary, for zero volts on the meter.
- Reduce the injection level to 10 dB $\mu$ , then press the UP or DWN button on the micro-

phone for more than  $\frac{1}{2}$  second to start scanning. Confirm that scanning stops at the injection frequency.

### UHF Scanner Center-Stop

- Move the DC voltmeter to TP403 (+) and TP404, tune the transceiver and signal generator tuned to the center of the UHF band and perform the above (VHF) steps, adjusting VR404 for zero volts with 30 dB $\mu$  injection.

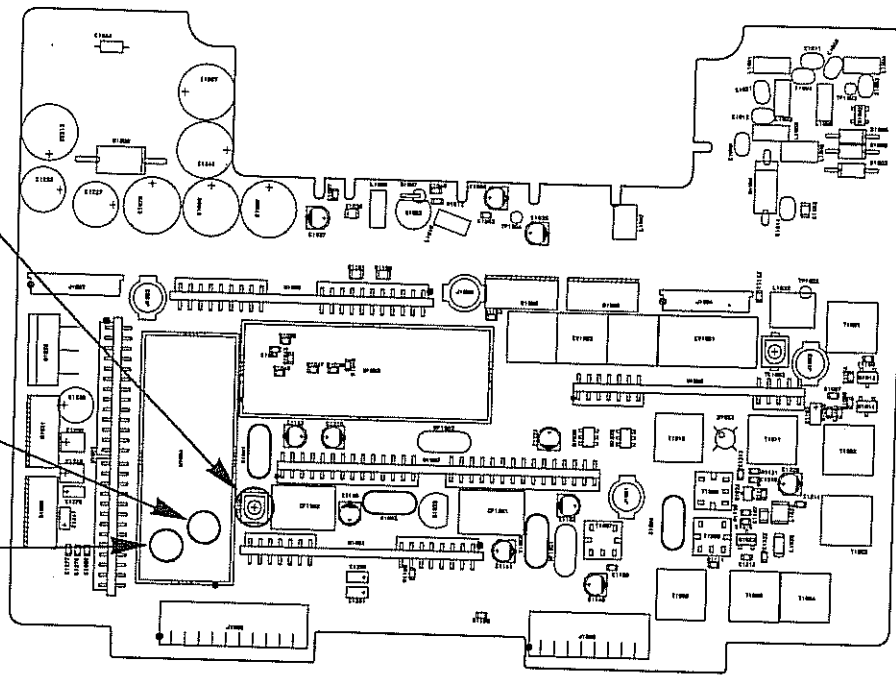
### Single-Band/Dual-Receive Sensitivity

- With both the transceiver and signal generator tuned to the center of *either* band, set the signal generator for 30-dB $\mu$  RF modulated with  $\pm 3.5$ -kHz deviation of a 1-kHz tone at the antenna connector.
- Adjust T1008 on the Main Unit for optimum 12-dB SINAD, then confirm -6 dB $\mu$  or better 12-dB SINAD at the high and low band edges.

TC1001  
Reference Oscillator

T801  
VHF PLL VCV

T802  
VHF PLL VCV



Cathode of D1003  
UHF AFP Test Point  
Connect DC Voltmeter

VR1001  
UHF AFP

VHF PLL VCV Test Point

VR1003  
UHF Power Output  
(35W)

VR1002  
UHF AFP

VR1006  
VHF Deviation  
( $\pm 4.5\text{kHz}$ )

VR1007  
UHF Deviation  
( $\pm 4.5\text{kHz}$ )

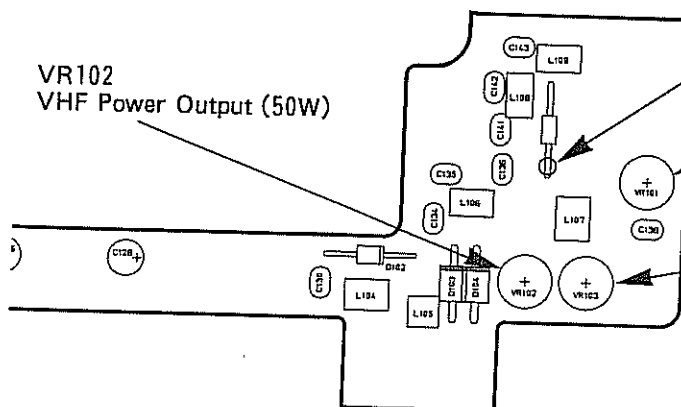
VHF PLL VCV Check

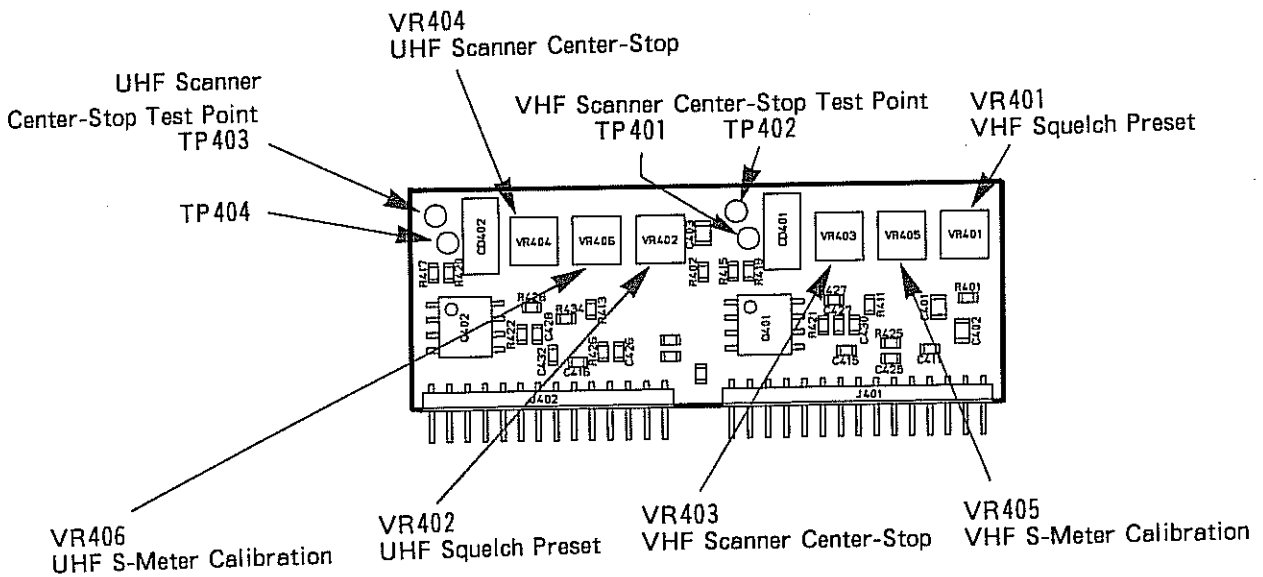
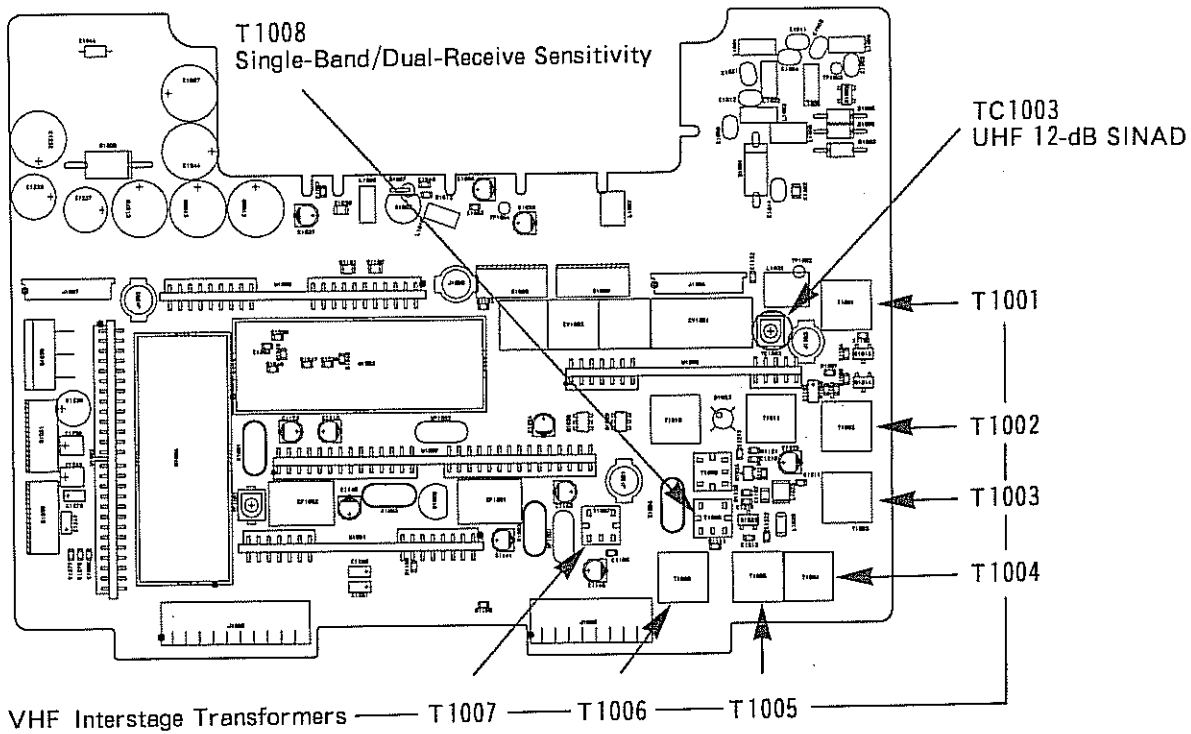
VR102  
VHF Power Output (50W)

VHF AFP Test Point  
Connect DC Voltmeter

VR101  
VHF AFP

VR103  
VHF AFP







# Pilot Lamp Replacement

- ❑ Remove the top and bottom covers, as shown in *Case Disassembly* on page 1-2.
- ❑ Pull the knobs off the panel, and unscrew the ring nuts affixing the mic jack and the tuning shaft (you may be able to do this with long-nose pliers, or have your dealer do it with a special wrench).
- ❑ With a jeweler's screwdriver, remove the tiny screw on the circuit board just left of the mic jack, and then remove the circuit board.
- ❑ Referring to Figures 1 and 2, unsolder the old bulbs and install the replacements.
- ❑ Reassemble the transceiver in the reverse order of the above.

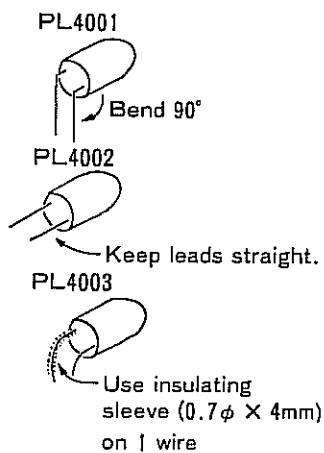
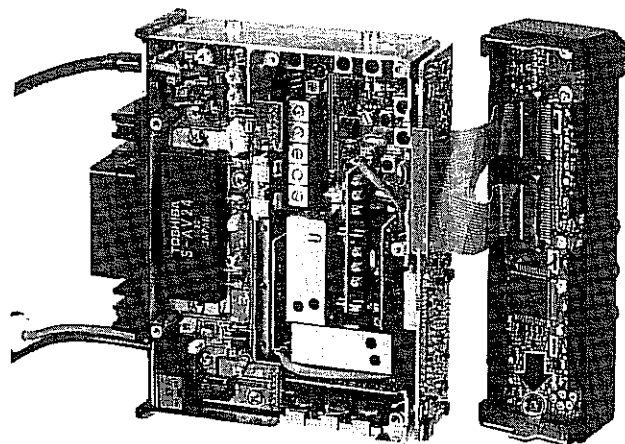



Figure 1

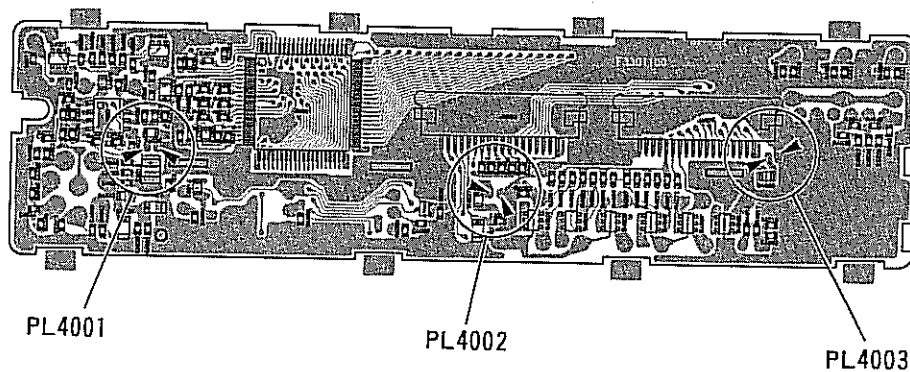
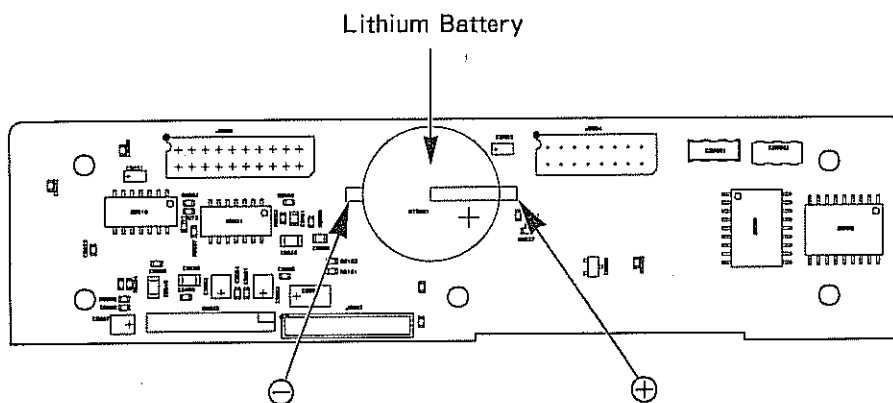
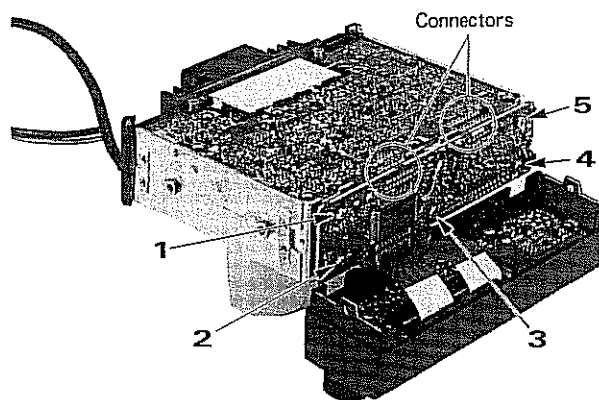


Figure 2

P/N Q1000078  
10V 60mA.

## Backup Battery Replacement

- ❑ Remove the top and bottom covers, as shown in *Case Disassembly* on page 1-2.
- ❑ Remove the 5 screws affixing the Control Unit. Then using care to avoid straining or creasing the flexible circuit board between the Control and Panel Units, separate the two boards.
- ❑ Referring to Figure 3, unsolder the battery terminals and install the replacement.
- ❑ Replace the Control Unit and covers.



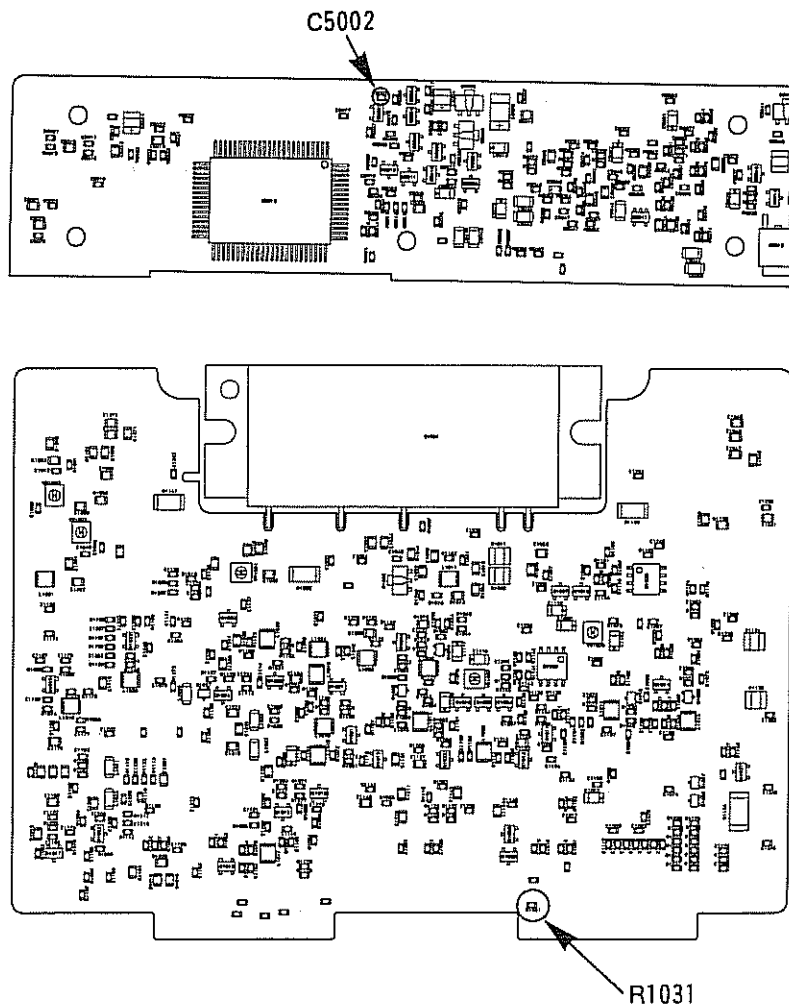
## Resetting the CPU

Resetting the CPU clears all memories, repeater shifts and other settings to their defaults, and leaves the transceiver CPU in the same state as when it left the factory.

A *soft* reset can be done by holding the D/MR and REV keys while switching the transceiver on. If a CPU-related problem remains after the soft reset, a *hard* reset can be done as follows:

- Turn the transceiver off, and disconnect all cables.
- Remove the top and bottom covers and the front panel, as shown in *Case Disassembly* on page 1-2.

- Remove 15- $\Omega$  chip resistor R1031 from the Main Unit.
- Temporarily short across capacitor C5002.
- Install another 15- $\Omega$  (chip or leaded) resistor in the same place where R1031 was removed.
- Replace the front panel and covers.



## FTS-22

### Tone Squelch Unit Installation

The FTS-22 includes an encoder and decoder for 38 EIA standard subaudible CTCSS tones, programmable from the front panel of the FT-5100. It provides silent monitoring of busy channels when activated by the EN-Code/DECode Tone Squelch function. Tone squelch operation on both channels or bands requires only one FTS-22. See the *Operation* chapter of the Operating Manual for functional details.

- ❑ Disconnect the power cable, and turn the set upside-down. Referring to Figure 1, remove the six screws affixing the bottom cover, and remove the cover.

- ❑ Referring to Figure 2, locate unused 12-pin connector J5005 inside the front panel.
- ❑ Peel the covering from one side of the double-sided tape provided with the FTS-22 and stick it on the top of the VCO housing just behind J5005.
- ❑ Note in Figure 3 how the FTS-22 cable routes over the top of the board. Plug the FTS-22 cable into J5005. Then peel the covering from the exposed side of the tape, and press the FTS-22 onto it.
- ❑ The factory adjusts the output tone level (VR1 on the FTS-22) for the proper deviation, so it should require no further adjustment.
- ❑ Replace the bottom cover removed in the first step.

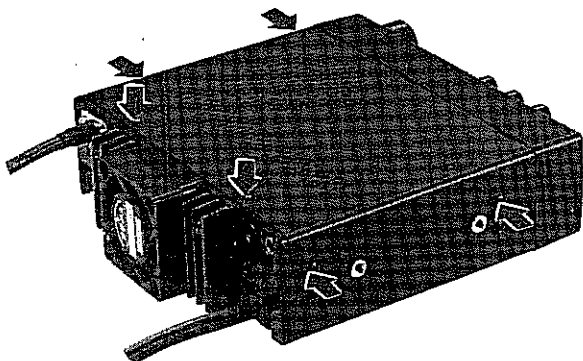


Figure 1.




Figure 2.

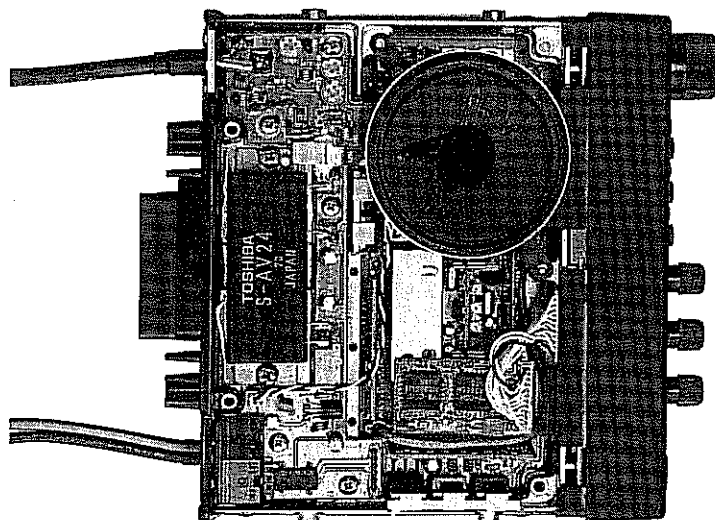
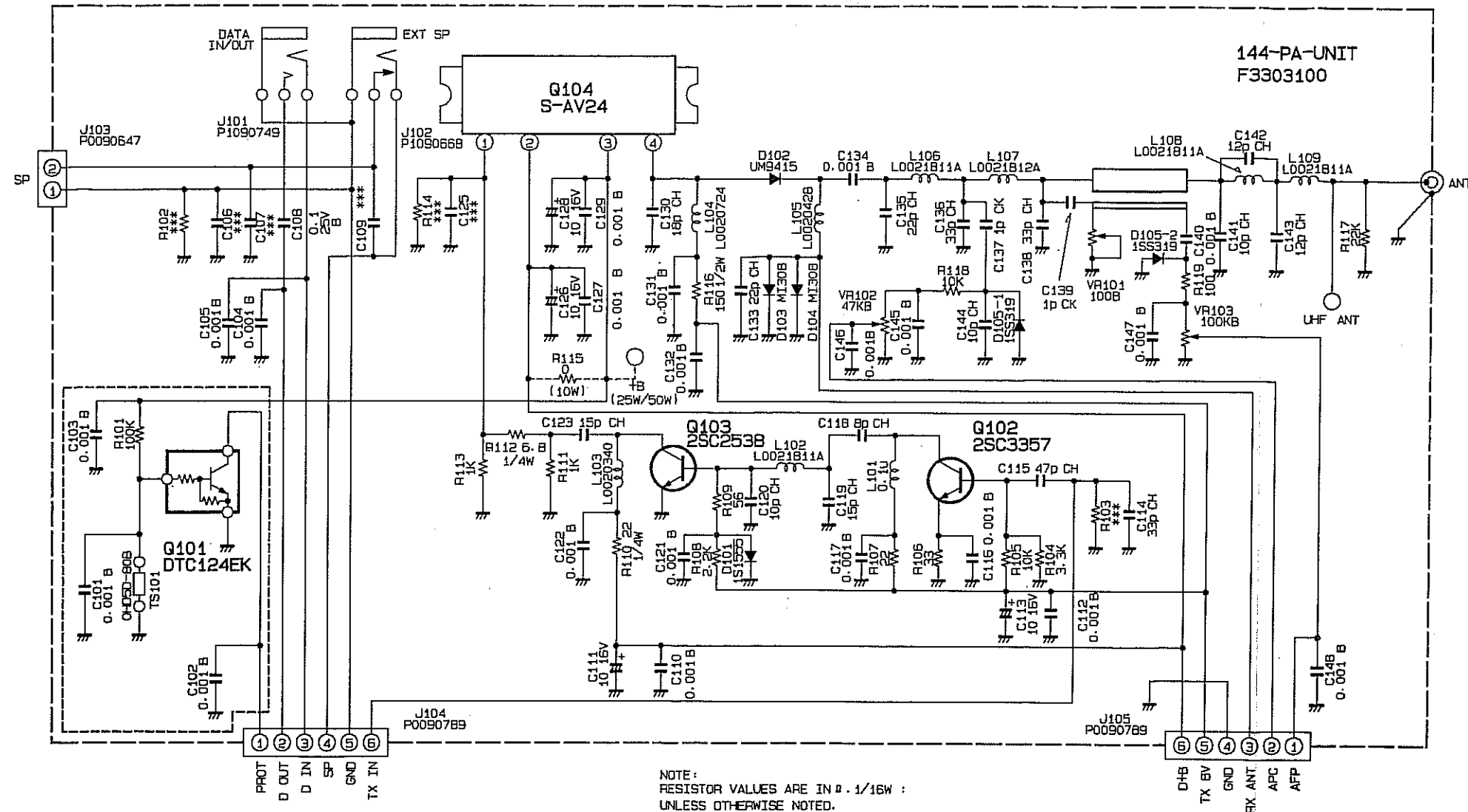
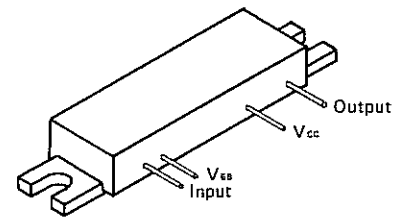


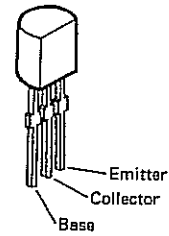
Figure 3.



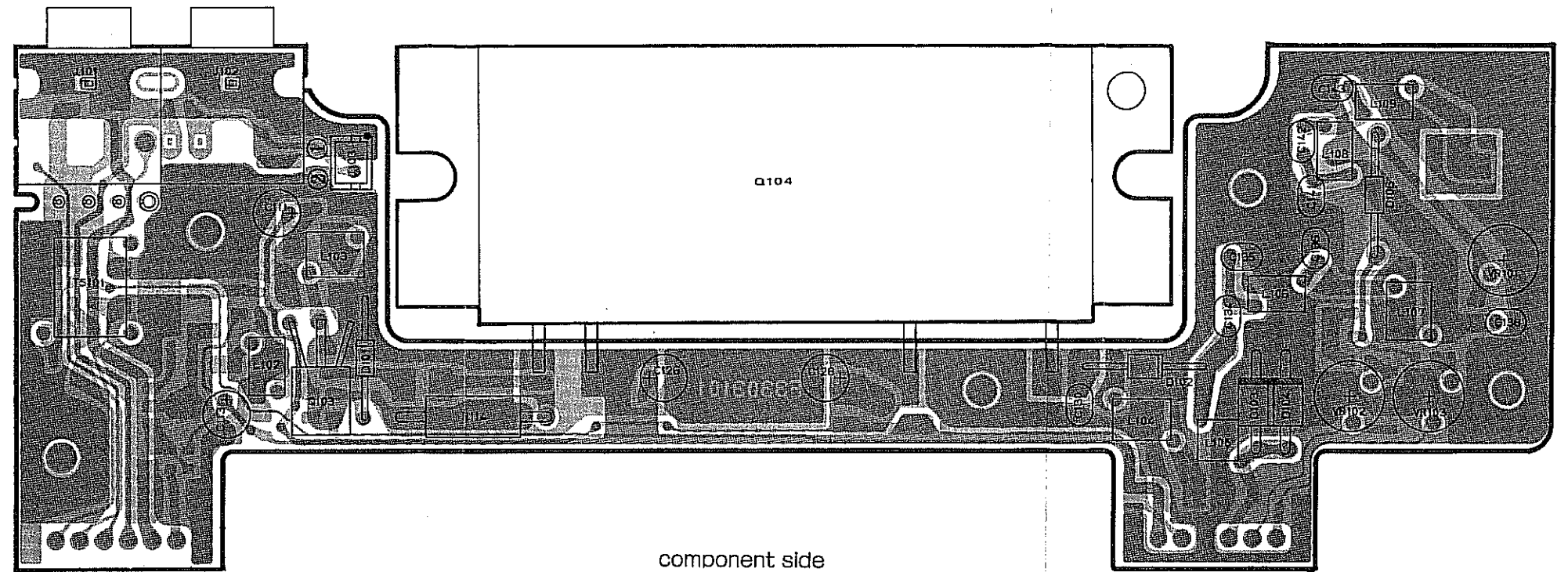




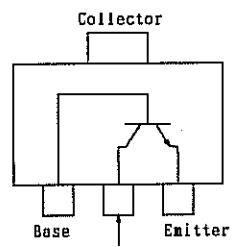
S-AV24 (Q104)



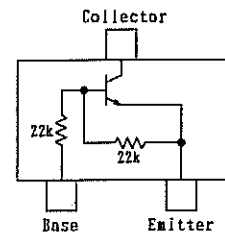
2SC2538 (Q103)



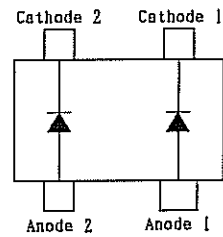
component side



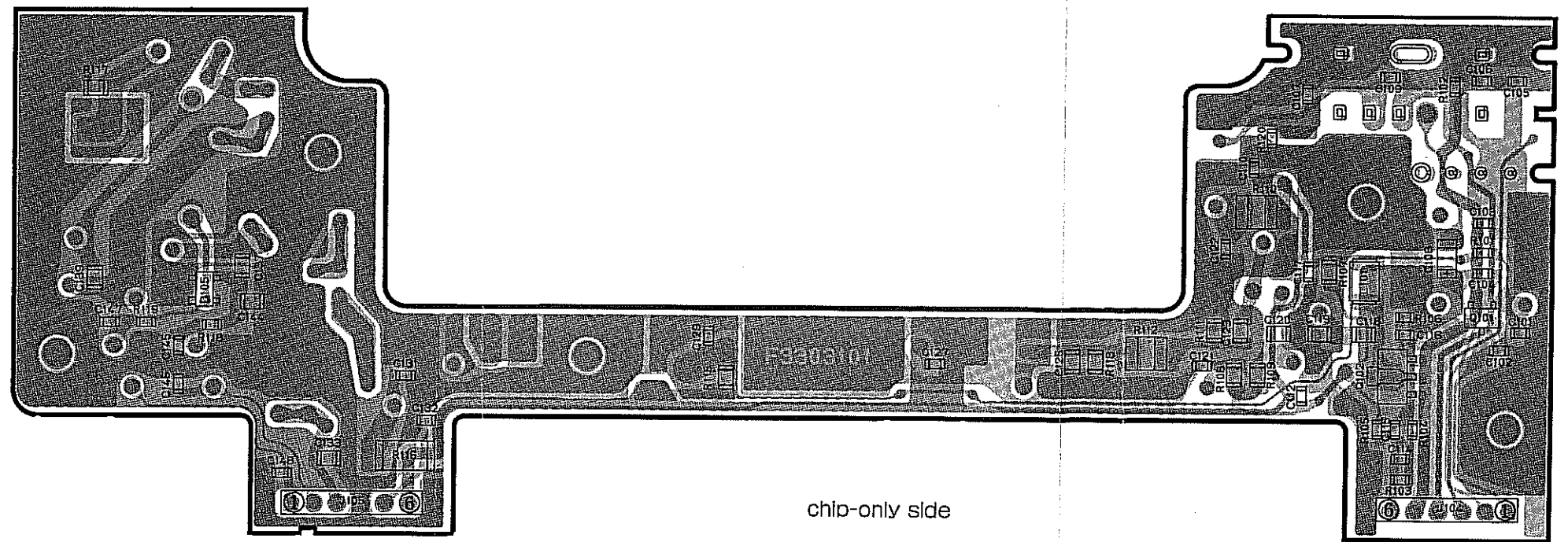
2SC3357(RF) (Q102)



DTC124EK(24) (Q101)



1SS319(A4) (D105)



chip-only side

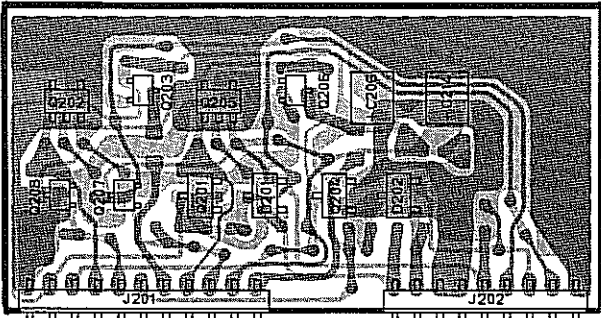




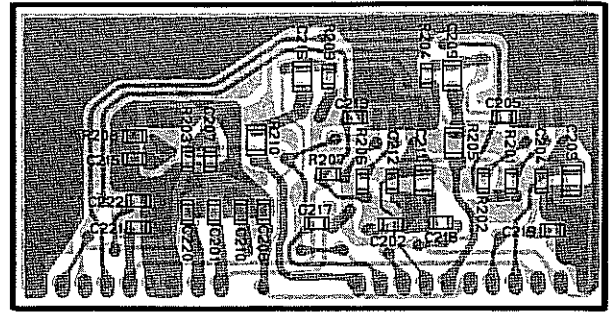
# 144-MHZ PA Unit

REF.	DESCRIPTION	VALUE	WV	TOL.	MFGR'S DESIG	YAESU P/N	VERS.	ADDR.
*** 144-PA UNIT ***								
	PCB With Components					CA0716003		
	Printed circuit Board					F3303100		
C 0101	CHIP CAP.	0.001uF	50V	B	GRM39B102M50PT	K22174809		
C 0102	CHIP CAP.	0.001uF	50V	B	GRM39B102M50PT	K22174809		
C 0103	CHIP CAP.	0.001uF	50V	B	GRM39B102M50PT	K22174809		
C 0104	CHIP CAP.	0.001uF	50V	B	GRM39B102M50PT	K22174809		
C 0105	CHIP CAP.	0.001uF	50V	B	GRM39B102M50PT	K22174809		
C 0108	CHIP CAP.	0.1uF	25V	B	GRM42-6B104M25PT	K22141809		
C 0110	CHIP CAP.	0.001uF	50V	B	GRM39B102M50PT	K22174809		
C 0111	AL. ELECTRO. CAP.	10uF	16V		16V100M4X7TR2	K46120004		
C 0112	CHIP CAP.	0.001uF	50V	B	GRM39B102M50PT	K22174809		
C 0113	AL. ELECTRO. CAP.	10uF	16V		16V100M4X7TR2	K46120004		
C 0114	CHIP CAP.	33pF	50V	CH	GRM39CH330J50PT	K22174223		
C 0115	CHIP CAP.	47pF	50V	CH	GRM39CH470J50PT	K22174227		
C 0116	CHIP CAP.	0.001uF	50V	B	GRM39B102M50PT	K22174809		
C 0117	CHIP CAP.	0.001uF	50V	B	GRM39B102M50PT	K22174809		
C 0118	CHIP CAP.	8pF	50V	CH	GRM40CH080D50PT	K22170209		
C 0119	CHIP CAP.	15pF	50V	CH	GRM40CH150J50PT	K22170215		
C 0120	CHIP CAP.	10pF	50V	CH	GRM40CH100D50PT	K22170211		
C 0121	CHIP CAP.	0.001uF	50V	B	GRM39B102M50PT	K22174809		
C 0122	CHIP CAP.	0.001uF	50V	B	GRM39B102M50PT	K22174809		
C 0123	CHIP CAP.	15pF	50V	CH	GRM40CH150J50PT	K22170215		
C 0126	AL. ELECTRO. CAP.	10uF	16V		16V100M4X7TR2	K46120004		
C 0127	CHIP CAP.	0.001uF	50V	B	GRM39B102M50PT	K22174809		
C 0128	AL. ELECTRO. CAP.	10uF	16V		16V100M4X7TR2	K46120004		
C 0129	CHIP CAP.	0.001uF	50V	B	GRM39B102M50PT	K22174809		
C 0130	CERAMIC CAP.	18pF	50V	CH	DD104CH180J50	K02175180		
C 0131	CHIP CAP.	0.001uF	50V	B	GRM39B102M50PT	K22174809		
C 0132	CHIP CAP.	0.001uF	50V	B	GRM39B102M50PT	K22174809		
C 0133	CHIP CAP.	22pF	50V	CH	GRM40CH220J50PT	K22170219		
C 0134	CERAMIC CAP.	0.001uF	50V	B	DD104B102K50	K10176102		
C 0135	CERAMIC CAP.	22pF	50V	CH	DD104CH220J50	K02179009		
C 0136	CERAMIC CAP.	33pF	50V	CH	DD105CH330J50	K02175330		
C 0137	CHIP CAP.	1pF	50V	CK	GRM40CK010C50PT	K22170202		
C 0138	CERAMIC CAP.	33pF	50V	CH	DD105CH330J50	K02175330		
C 0139	CHIP CAP.	1pF	50V	CK	GRM40CK010C50PT	K22170202		
C 0140	CERAMIC CAP.	0.001uF	50V	B	UP050B102K-A-B	K28179001		
C 0141	CERAMIC CAP.	10pF	50V	CH	DD104CH100D50	K02173100		
C 0142	CERAMIC CAP.	12pF	50V	CH	DD104CH120J50	K02175120		
C 0143	CERAMIC CAP.	12pF	50V	CH	DD104CH120J50	K02175120		
C 0144	CHIP CAP.	10pF	50V	CH	GRM40CH100D50PT	K22170211		
C 0145	CHIP CAP.	0.001uF	50V	B	GRM39B102M50PT	K22174809		
C 0146	CHIP CAP.	0.001uF	50V	B	GRM39B102M50PT	K22174809		
C 0147	CHIP CAP.	0.001uF	50V	B	GRM39B102M50PT	K22174809		
C 0148	CHIP CAP.	0.001uF	50V	B	GRM39B102M50PT	K22174809		
D 0101	DIODE				1S1555 TP3	G2015556		

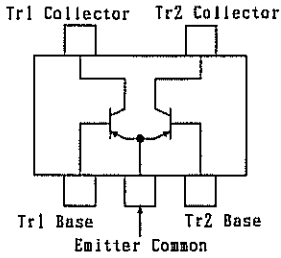
REF.	DESCRIPTION	VALUE	WV	TOL.	MFGR'S DESIG	YAESU P/N	VERS.	ADDR.
D 0102	DIODE				UM9415	G2090425		
D 0103	DIODE				MI308	G2090337		
D 0104	DIODE				MI308	G2090337		
D 0105	DIODE				1SS319 TE85R	G2070080		
J 0101	CONNECTOR				HSJ0912-01-041	P1090749		
J 0102	CONNECTOR				HSJ0912-01-050	P1090668		
J 0103	CONNECTOR				B2B-ZR	P0090647		
J 0104	CONNECTOR				9210B-1-06Z170-T	P0090789		
J 0105	CONNECTOR				9210B-1-06Z170-T	P0090789		
L 0101	COIL	0. 1uH			32CS 380NB-R10M=P	L1690019		
L 0102	COIL				2. 5T3. ODO. 6UEW R	L0021811A		
L 0103	COIL				5. 5T3. ODO. 5UEW R	L0020340A		
L 0104	COIL				8. 5T3. ODO. 5UEW R	L0020724A		
L 0105	COIL				4. 5T3. ODO. 5UEW R	L0020428A		
L 0106	COIL				2. 5T3. ODO. 6UEW R	L0021811A		
L 0107	COIL				3. 5T3. ODO. 6UEW R	L0021812A		
L 0108	COIL				2. 5T3. ODO. 6UEW R	L0021811A		
L 0109	COIL				2. 5T3. ODO. 6UEW R	L0021811A		
Q 0101	TRANSISTOR				DTC124EK T97	G3070034		
Q 0102	TRANSISTOR				2SC3357-T2	G3333577		
Q 0103	TRANSISTOR				2SC2538	G3325380		
Q 0104	IC				S-AV24	G1091018		
R 0101	CHIP RES.	100K	1/16W		RMC1/16 104JATP	J24185104		
R 0104	CHIP RES.	3. 3K	1/16W		RMC1/16 332JATP	J24185332		
R 0105	CHIP RES.	10K	1/16W		RMC1/16 103JATP	J24185103		
R 0106	CHIP RES.	33	1/16W		RMC1/16 330JATP	J24185330		
R 0107	CHIP RES.	22	1/10W		RMC1/10T 220J	J24205220		
R 0108	CHIP RES.	2. 2K	1/10W		RMC1/10T 222J	J24205222		
R 0109	CHIP RES.	56	1/10W		RMC1/10T 560J	J24205560		
R 0110	CHIP RES.	22	1/4W		RMC1/4 220JATP	J24245220		
R 0111	CHIP RES.	1K	1/10W		RMC1/10T 102J	J24205102		
R 0112	CHIP RES.	6. 8	1/4W		RMC1/4 6R8JATP	J24245689		
R 0113	CHIP RES.	1K	1/10W		RMC1/10T 102J	J24205102		
R 0116	CHIP RES.	150	1/2W		RMC1/2 151JCTP	J24275151		
R 0117	CHIP RES.	22K	1/10W		RMC1/10T 223J	J24205223		
R 0118	CHIP RES.	10K	1/16W		RMC1/16 103JATP	J24185103		
R 0119	CHIP RES.	100	1/16W		RMC1/16 101JATP	J24185101		
TS0101	THERMAL SWITCH				OHD5D-80B	N7090114		
VR0101	POT.	100B			H0651A001-100B	J51745101		
VR0102	POT.	47KB			H0651A017-47KB	J51745473		
VR0103	POT.	100KB			H0651A019-100KB	J51745104		



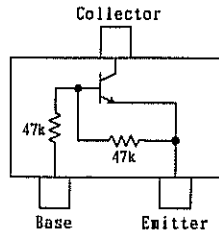
① ⑪ ⑫ ⑳  
component side



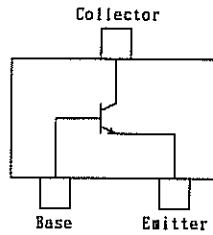
chip-only side



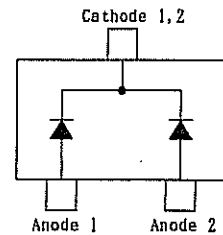
FMS1(S1)  
(Q202, 205)



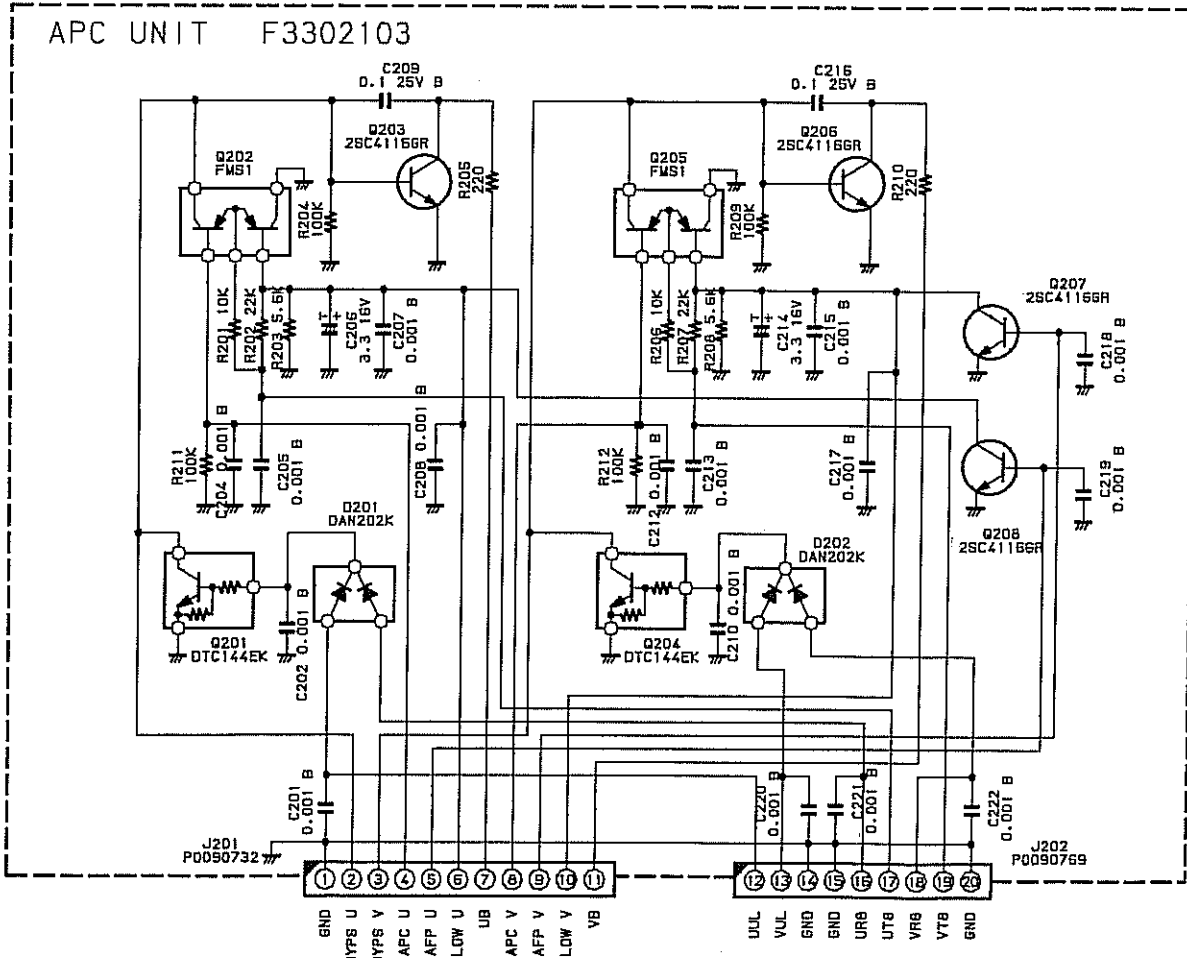
DTC144EK(26)  
(Q201, 204)



2SC4116GR(LG)  
(Q203, 206, 207, 208)



DAN202K(N)  
(D201, 202)

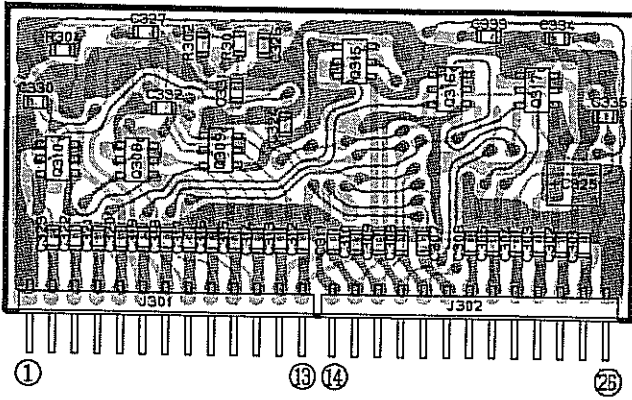




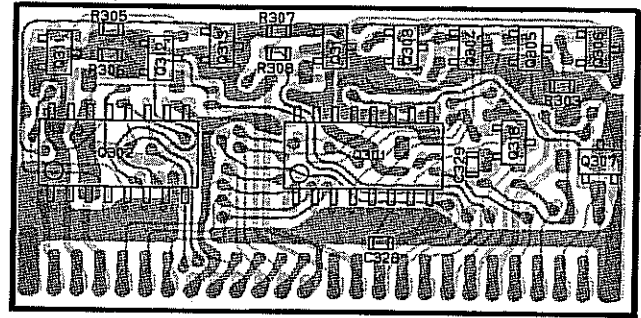
REF.	DESCRIPTION	VALUE	WV	TOL.	MFGR'S DESIG	YAESU P/N	VERS.	ADDR.
*** APC UNIT ***								
	PCB With Components					CA0715004		
	Printed circuit Board					F3302103		
C 0201	CHIP CAP.	0.001uF	50V	B	GRM39B102M50PT	K22174809		
C 0202	CHIP CAP.	0.001uF	50V	B	GRM39B102M50PT	K22174809		
C 0204	CHIP CAP.	0.001uF	50V	B	GRM39B102M50PT	K22174809		
C 0205	CHIP CAP.	0.001uF	50V	B	GRM39B102M50PT	K22174809		
C 0206	TANTALUM CHIP CAP.	3.3uF	16V		TESVB21C335M8R	K78120010		
C 0207	CHIP CAP.	0.001uF	50V	B	GRM39B102M50PT	K22174809		
C 0208	CHIP CAP.	0.001uF	50V	B	GRM39B102M50PT	K22174809		
C 0209	CHIP CAP.	100pF	50V	CH	GRM40CH101J50PT	K22170235		
C 0210	CHIP CAP.	0.001uF	50V	B	GRM39B102M50PT	K22174809		
C 0212	CHIP CAP.	0.001uF	50V	B	GRM39B102M50PT	K22174809		
C 0213	CHIP CAP.	0.001uF	50V	B	GRM39B102M50PT	K22174809		
C 0214	TANTALUM CHIP CAP.	3.3uF	16V		TESVB21C335M8R	K78120010		
C 0215	CHIP CAP.	0.001uF	50V	B	GRM39B102M50PT	K22174809		
C 0216	CHIP CAP.	100pF	50V	CH	GRM40CH101J50PT	K22170235		
C 0217	CHIP CAP.	0.001uF	50V	B	GRM39B102M50PT	K22174809		
C 0218	CHIP CAP.	0.001uF	50V	B	GRM39B102M50PT	K22174809		
C 0219	CHIP CAP.	0.001uF	50V	B	GRM39B102M50PT	K22174809		
C 0220	CHIP CAP.	0.001uF	50V	B	GRM39B102M50PT	K22174809		
C 0221	CHIP CAP.	0.001uF	50V	B	GRM39B102M50PT	K22174809		
C 0222	CHIP CAP.	0.001uF	50V	B	GRM39B102M50PT	K22174809		
D 0201	DIODE				DAN202K T146	G2070182		
D 0202	DIODE				DAN202K T146	G2070182		
J 0201	CONNECTOR				9230B-1-11Z005-T	P0090732		
J 0202	CONNECTOR				9230B-1-09Z005-T	P0090769		
Q 0201	TRANSISTOR				DTC144EK T97	G3070033		
Q 0202	TRANSISTOR				FMS1 T98	G3070008		
Q 0203	TRANSISTOR				2SC4116GR TE85R	G3341167G		
Q 0204	TRANSISTOR				DTC144EK T97	G3070033		
Q 0205	TRANSISTOR				FMS1 T98	G3070008		
Q 0206	TRANSISTOR				2SC4116GR TE85R	G3341167G		
Q 0207	TRANSISTOR				2SC4116GR TE85R	G3341167G		
Q 0208	TRANSISTOR				2SC4116GR TE85R	G3341167G		
R 0201	CHIP RES.	10K	1/16W		RMC1/16 103JATP	J24185103		
R 0202	CHIP RES.	22K	1/16W		RMC1/16 223JATP	J24185223		
R 0203	CHIP RES.	5.6K	1/16W		RMC1/16 562JATP	J24185562		
R 0204	CHIP RES.	100K	1/16W		RMC1/16 104JATP	J24185104		
R 0205	CHIP RES.	220	1/10W		RMC1/10T 221J	J24205221		
R 0206	CHIP RES.	10K	1/16W		RMC1/16 103JATP	J24185103		
R 0207	CHIP RES.	22K	1/16W		RMC1/16 223JATP	J24185223		
R 0208	CHIP RES.	5.6K	1/16W		RMC1/16 562JATP	J24185562		
R 0209	CHIP RES.	100K	1/16W		RMC1/16 104JATP	J24185104		

REF.	DESCRIPTION	VALUE	WV	TOL.	MFGR'S DESIG	YAESU P/N	VERS.	ADDR.
R 0210	CHIP RES.	220	1/10W		RMC1/10T 221J	J24205221		
R 0211	CHIP RES.	100K	1/10W		RMC1/10T 104J	J24205104		
R 0212	CHIP RES.	100K	1/10W		RMC1/10T 104J	J24205104		

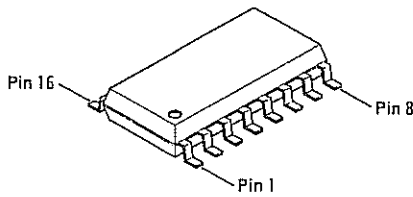
# Regulator Unit



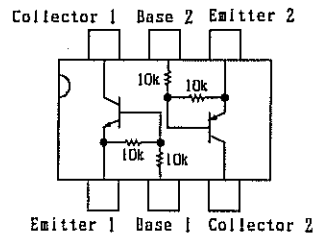
component side



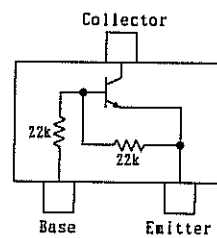
chip-only side



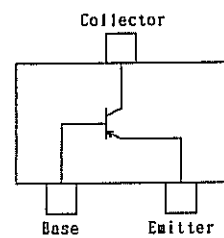
μPD4094BG  
(Q301, 302)



IMD3(D3)  
(Q308, 309, 310,  
315, 316, 317)

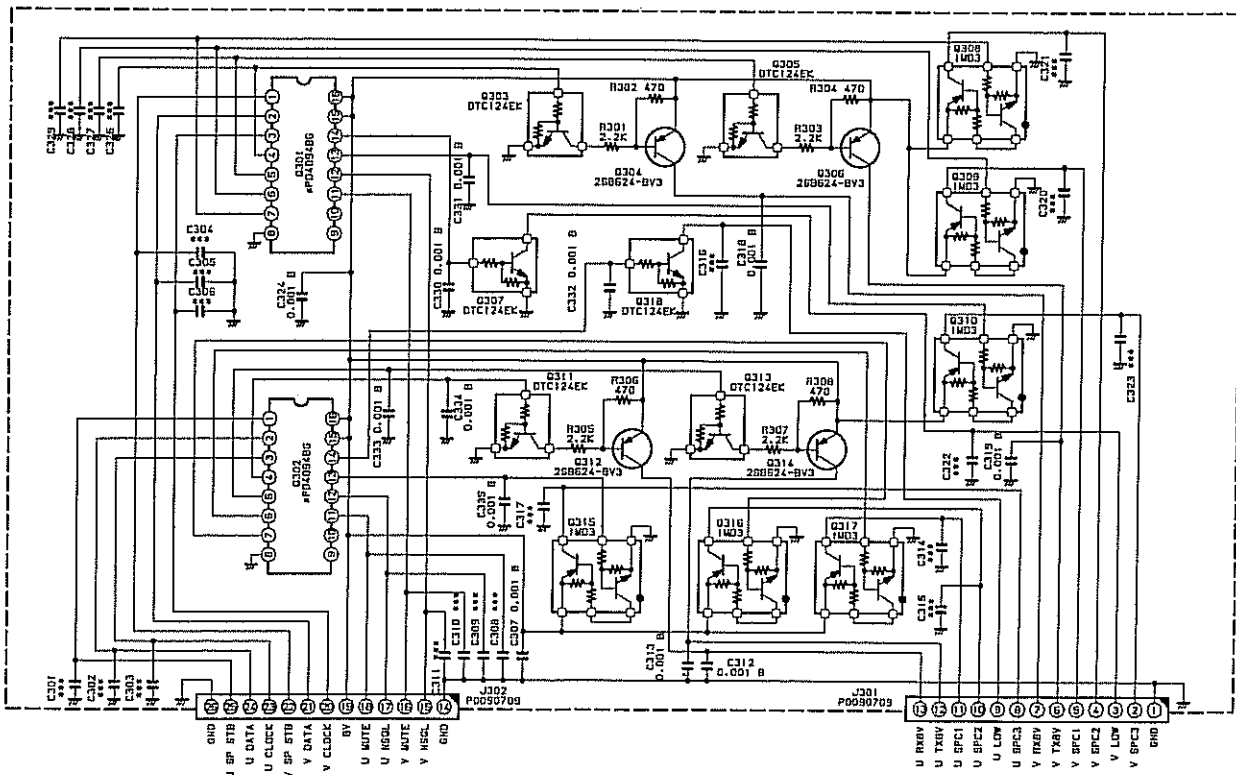



DTC124EK(25)  
(Q303, 305, 307,  
311, 313, 318)



2SB624(BV3)  
(Q304, 306,  
312, 314)

## REG UNIT F3302104



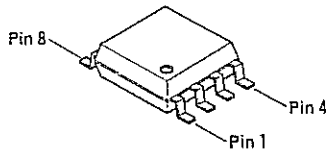




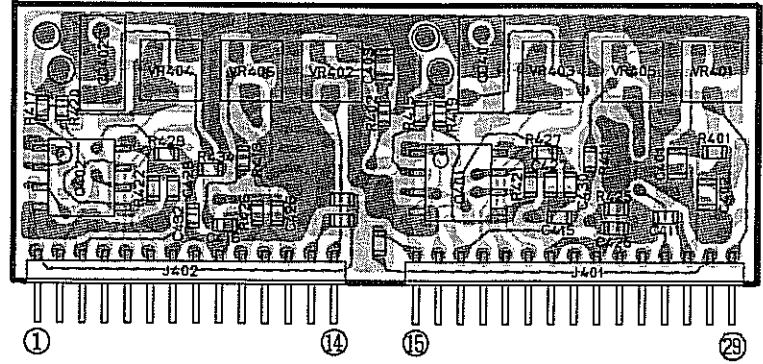
# Regulator Unit

REF.	DESCRIPTION	VALUE	WV	TOL.	MFRG'S DESIG	YAESU P/N	VERS.	ADDR.
*** REG UNIT ***								
	PCB With Components					CA0714001		
	Printed Circuit Board					F3302104		
C 0307	CHIP CAP.	0.001uF	50V	B	GRM39B102M50PT	K22174809		
C 0312	CHIP CAP.	0.001uF	50V	B	GRM39B102M50PT	K22174809		
C 0313	CHIP CAP.	0.001uF	50V	B	GRM39B102M50PT	K22174809		
C 0318	CHIP CAP.	0.001uF	50V	B	GRM39B102M50PT	K22174809		
C 0319	CHIP CAP.	0.001uF	50V	B	GRM39B102M50PT	K22174809		
C 0324	CHIP CAP.	0.001uF	50V	B	GRM39B102M50PT	K22174809		
C 0330	CHIP CAP.	0.001uF	50V	B	GRM39B102M50PT	K22174809		
C 0331	CHIP CAP.	0.001uF	50V	B	GRM39B102M50PT	K22174809		
C 0332	CHIP CAP.	0.001uF	50V	B	GRM39B102M50PT	K22174809		
C 0333	CHIP CAP.	0.001uF	50V	B	GRM39B102M50PT	K22174809		
C 0334	CHIP CAP.	0.001uF	50V	B	GRM39B102M50PT	K22174809		
C 0335	CHIP CAP.	0.001uF	50V	B	GRM39B102M50PT	K22174809		
J 0301	CONNECTOR				9230B-1-13Z005-T	P0090709		
J 0302	CONNECTOR				9230B-1-13Z005-T	P0090709		
Q 0301	IC				UPD4094BG	G1090696		
Q 0302	IC				UPD4094BG	G1090696		
Q 0303	TRANSISTOR				DTC124EK T97	G3070034		
Q 0304	TRANSISTOR				2SB624-T2B BV3	G3206247C		
Q 0305	TRANSISTOR				DTC124EK T97	G3070034		
Q 0306	TRANSISTOR				2SB624-T2B BV3	G3206247C		
Q 0307	TRANSISTOR				DTC124EK T97	G3070034		
Q 0308	TRANSISTOR				IMD3 T108	G3070053		
Q 0309	TRANSISTOR				IMD3 T108	G3070053		
Q 0310	TRANSISTOR				IMD3 T108	G3070053		
Q 0311	TRANSISTOR				DTC124EK T97	G3070034		
Q 0312	TRANSISTOR				2SB624-T2B BV3	G3206247C		
Q 0313	TRANSISTOR				DTC124EK T97	G3070034		
Q 0314	TRANSISTOR				2SB624-T2B BV3	G3206247C		
Q 0315	TRANSISTOR				IMD3 T108	G3070053		
Q 0316	TRANSISTOR				IMD3 T108	G3070053		
Q 0317	TRANSISTOR				IMD3 T108	G3070053		
Q 0318	TRANSISTOR				DTC124EK T97	G3070034		
R 0301	CHIP RES.	2.2K	1/16W		RMC1/16 222JATP	J24185222		
R 0302	CHIP RES.	470	1/16W		RMC1/16 471JATP	J24185471		
R 0303	CHIP RES.	2.2K	1/16W		RMC1/16 222JATP	J24185222		
R 0304	CHIP RES.	470	1/16W		RMC1/16 471JATP	J24185471		
R 0305	CHIP RES.	2.2K	1/16W		RMC1/16 222JATP	J24185222		
R 0306	CHIP RES.	470	1/16W		RMC1/16 471JATP	J24185471		
R 0307	CHIP RES.	2.2K	1/16W		RMC1/16 222JATP	J24185222		
R 0308	CHIP RES.	470	1/16W		RMC1/16 471JATP	J24185471		

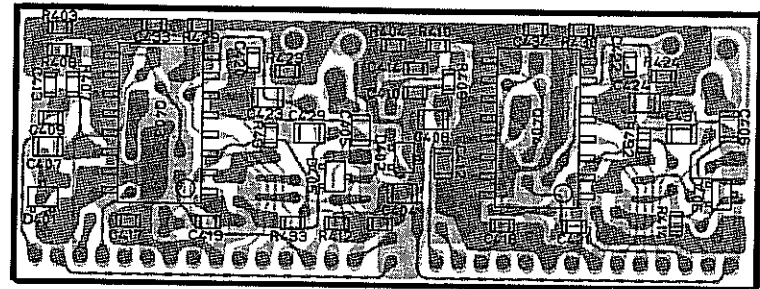




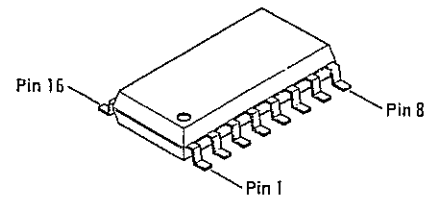
M5223FP  
(Q401, 402)



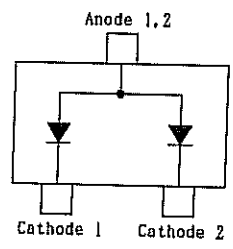
component side



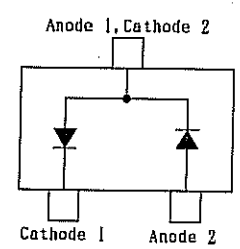
chip-only side



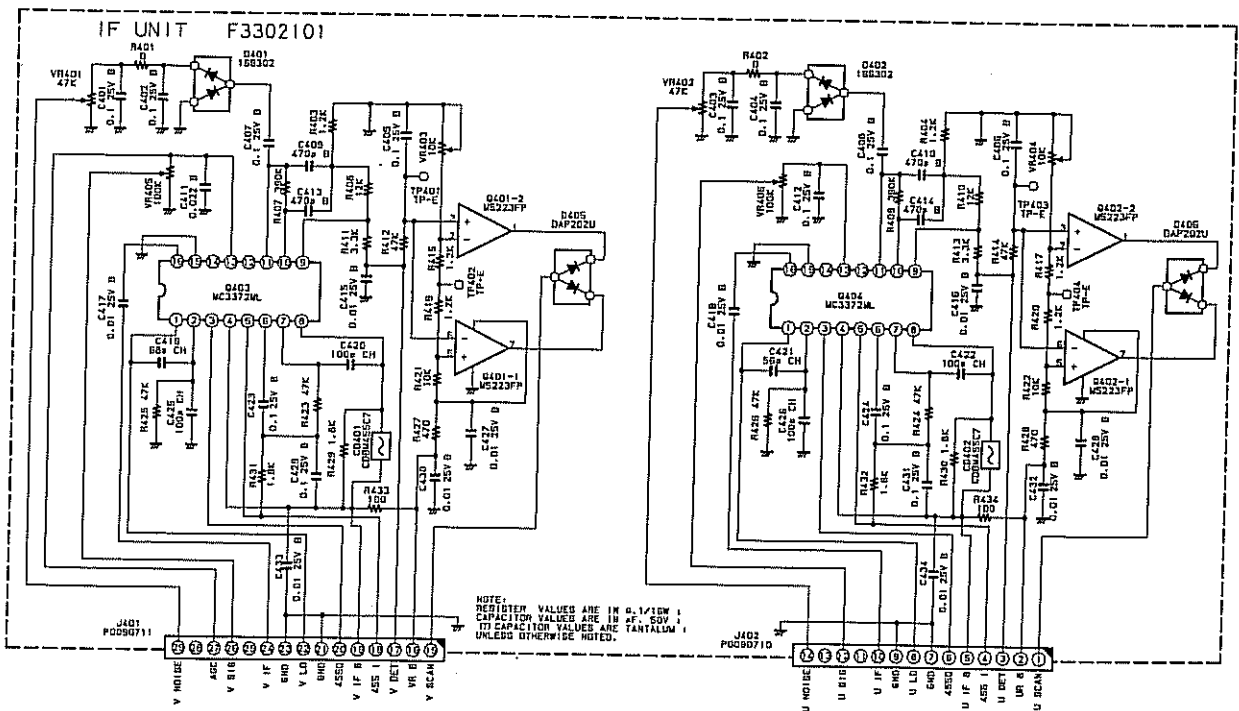
MC3372ML  
(Q403, 404)



DAP202U(P)  
(D405, 406)



1SS302(C3)  
(D401, 402)

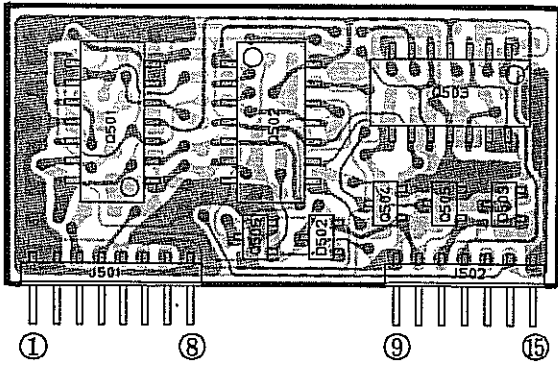


3D-1

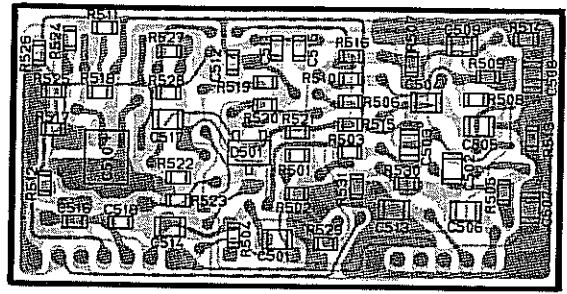


REF.	DESCRIPTION	VALUE	WV	TOL.	MFGR'S DESIG	YAESU P/N	VERS.	ADDR.
*** IF UNIT ***								
	PCB With Components					CA0712001		
	Printed Circuit Board					F3302101		
C 0401	CHIP CAP.	0.1uF	25V	B	GRM40B104M25PT	K22140811		
C 0402	CHIP CAP.	0.1uF	25V	B	GRM40B104M25PT	K22140811		
C 0403	CHIP CAP.	0.1uF	25V	B	GRM40B104M25PT	K22140811		
C 0404	CHIP CAP.	0.1uF	25V	B	GRM40B104M25PT	K22140811		
C 0405	CHIP CAP.	0.1uF	25V	B	GRM40B104M25PT	K22140811		
C 0406	CHIP CAP.	0.1uF	25V	B	GRM40B104M25PT	K22140811		
C 0407	CHIP CAP.	0.1uF	25V	B	GRM40B104M25PT	K22140811		
C 0408	CHIP CAP.	0.1uF	25V	B	GRM40B104M25PT	K22140811		
C 0409	CHIP CAP.	470pF	50V	B	GRM39B471M50PT	K22174805		
C 0410	CHIP CAP.	470pF	50V	B	GRM39B471M50PT	K22174805		
C 0411	CHIP CAP.	0.022uF	50V	B	GRM40B223M50PT	K22170821		
C 0412	CHIP CAP.	0.1uF	25V	B	GRM40B104M25PT	K22140811		
C 0413	CHIP CAP.	470pF	50V	B	GRM39B471M50PT	K22174805		
C 0414	CHIP CAP.	470pF	50V	B	GRM39B471M50PT	K22174805		
C 0415	CHIP CAP.	0.01uF	25V	B	GRM39B103M25PT	K22144802		
C 0416	CHIP CAP.	0.01uF	25V	B	GRM39B103M25PT	K22144802		
C 0417	CHIP CAP.	0.01uF	25V	B	GRM39B103M25PT	K22144802		
C 0418	CHIP CAP.	0.01uF	25V	B	GRM39B103M25PT	K22144802		
C 0419	CHIP CAP.	68pF	50V	CH	GRM39CH680J50PT	K22174231		
C 0420	CHIP CAP.	100pF	50V	CH	GRM39CH101J50PT	K22174235		
C 0421	CHIP CAP.	56pF	50V	CH	GRM39CH560J50PT	K22174229		
C 0422	CHIP CAP.	100pF	50V	CH	GRM39CH101J50PT	K22174235		
C 0423	CHIP CAP.	0.1uF	25V	B	GRM40B104M25PT	K22140811		
C 0424	CHIP CAP.	0.1uF	25V	B	GRM40B104M25PT	K22140811		
C 0425	CHIP CAP.	100pF	50V	CH	GRM39CH101J50PT	K22174235		
C 0426	CHIP CAP.	100pF	50V	CH	GRM39CH101J50PT	K22174235		
C 0427	CHIP CAP.	0.01uF	25V	B	GRM39B103M25PT	K22144802		
C 0428	CHIP CAP.	0.01uF	25V	B	GRM39B103M25PT	K22144802		
C 0429	CHIP CAP.	0.1uF	25V	B	GRM40B104M25PT	K22140811		
C 0430	CHIP CAP.	0.01uF	25V	B	GRM39B103M25PT	K22144802		
C 0431	CHIP CAP.	0.1uF	25V	B	GRM40B104M25PT	K22140811		
C 0432	CHIP CAP.	0.01uF	25V	B	GRM39B103M25PT	K22144802		
C 0433	CHIP CAP.	0.01uF	25V	B	GRM39B103M25PT	K22144802		
C 0434	CHIP CAP.	0.01uF	25V	B	GRM39B103M25PT	K22144802		
CDO401	CERAMIC DISC				CDBM455C7	H7900480		
CDO402	CERAMIC DISC				CDBM455C7	H7900480		
D 0401	DIODE				1SS302 TE85R	G2070088		
D 0402	DIODE				1SS302 TE85R	G2070088		
D 0405	DIODE				DAP202U T106	G2070160		
D 0406	DIODE				DAP202U T106	G2070160		
J 0401	CONNECTOR				9230B-1-15Z005-T	P0090711		
J 0402	CONNECTOR				9230B-1-14Z005-T	P0090710		

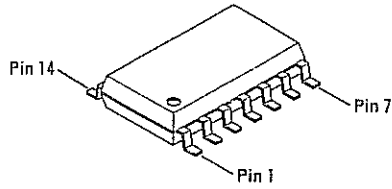
REF.	DESCRIPTION	VALUE	WV	TOL.	MFGR'S DESIG	YAESU P/N	VERS.	ADDR.
Q 0401	IC				M5223FP-72A	G1090990		
Q 0402	IC				M5223FP-72A	G1090990		
Q 0403	IC				MC3372ML	G1091108		
Q 0404	IC				MC3372ML	G1091108		
R 0401	CHIP RES.	0	1/16W		RMC1/16 000JATP	J24185000		
R 0402	CHIP RES.	0	1/16W		RMC1/16 000JATP	J24185000		
R 0403	CHIP RES.	1. 2K	1/16W		RMC1/16 122JATP	J24185122		
R 0404	CHIP RES.	1. 2K	1/16W		RMC1/16 122JATP	J24185122		
R 0407	CHIP RES.	390K	1/16W		RMC1/16 394JATP	J24185394		
R 0408	CHIP RES.	12K	1/16W		RMC1/16 123JATP	J24185123		
R 0409	CHIP RES.	390K	1/16W		RMC1/16 394JATP	J24185394		
R 0410	CHIP RES.	12K	1/16W		RMC1/16 123JATP	J24185123		
R 0411	CHIP RES.	3. 3K	1/16W		RMC1/16 332JATP	J24185332		
R 0412	CHIP RES.	47K	1/16W		RMC1/16 473JATP	J24185473		
R 0413	CHIP RES.	3. 3K	1/16W		RMC1/16 332JATP	J24185332		
R 0414	CHIP RES.	47K	1/16W		RMC1/16 473JATP	J24185473		
R 0415	CHIP RES.	1. 2K	1/16W		RMC1/16 122JATP	J24185122		
R 0417	CHIP RES.	1. 2K	1/16W		RMC1/16 122JATP	J24185122		
R 0419	CHIP RES.	1. 2K	1/16W		RMC1/16 122JATP	J24185122		
R 0420	CHIP RES.	1. 2K	1/16W		RMC1/16 122JATP	J24185122		
R 0421	CHIP RES.	10K	1/16W		RMC1/16 103JATP	J24185103		
R 0422	CHIP RES.	10K	1/16W		RMC1/16 103JATP	J24185103		
R 0423	CHIP RES.	47K	1/16W		RMC1/16 473JATP	J24185473		
R 0424	CHIP RES.	47K	1/16W		RMC1/16 473JATP	J24185473		
R 0425	CHIP RES.	47K	1/16W		RMC1/16 473JATP	J24185473		
R 0426	CHIP RES.	47K	1/16W		RMC1/16 473JATP	J24185473		
R 0427	CHIP RES.	470	1/16W		RMC1/16 471JATP	J24185471		
R 0428	CHIP RES.	470	1/16W		RMC1/16 471JATP	J24185471		
R 0429	CHIP RES.	1. 8K	1/16W		RMC1/16 182JATP	J24185182		
R 0430	CHIP RES.	1. 8K	1/16W		RMC1/16 182JATP	J24185182		
R 0431	CHIP RES.	1. 8K	1/16W		RMC1/16 182JATP	J24185182		
R 0432	CHIP RES.	1. 8K	1/16W		RMC1/16 182JATP	J24185182		
R 0433	CHIP RES.	100	1/16W		RMC1/16 101JATP	J24185101		
R 0434	CHIP RES.	100	1/16W		RMC1/16 101JATP	J24185101		
TP0401	TP-E/				TP-E/MS-60124	Q5000016		
TP0402	TP-E/				TP-E/MS-60124	Q5000016		
TP0403	TP-E/				TP-E/MS-60124	Q5000016		
TP0404	TP-E/				TP-E/MS-60124	Q5000016		
VR0401	POT.	47K			RH03AVAS4X01A 47K	J50785473		
VR0402	POT.	47K			RH03AVAS4X01A 47K	J50785473		
VR0403	POT.	10K			RH03AVA14X01A 10K	J50785103		
VR0404	POT.	10K			RH03AVA14X01A 10K	J50785103		
VR0405	POT.	100K			RH03AVA15X01A 100K	J50785104		
VR0406	POT.	100K			RH03AVA15X01A 100K	J50785104		



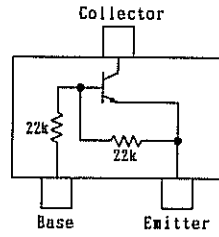
component side



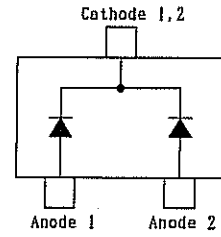
chip-only side



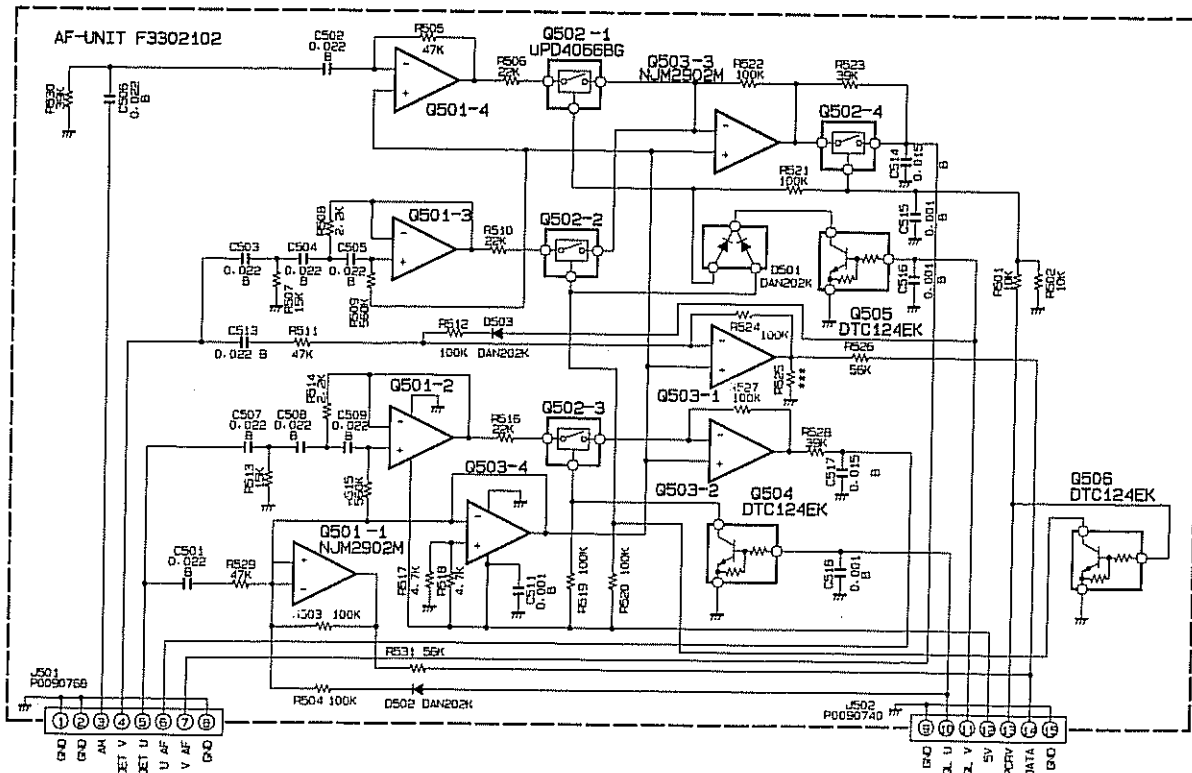
NJM2902M  
(Q501, 503)  
μPD4066BG  
(Q502)




DTC124EK(25)  
(Q504, 505, 506)



DAN202K(N)  
(D501, 502, 503)



NOTE:  
RESISTOR VALUES ARE IN Ω, k, MΩ ;  
CAPACITOR VALUES ARE IN pF, nF, μF ;  
UNLESS OTHERWISE NOTED.

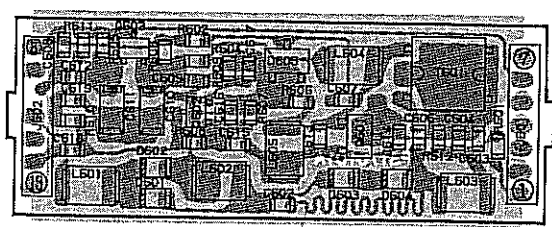




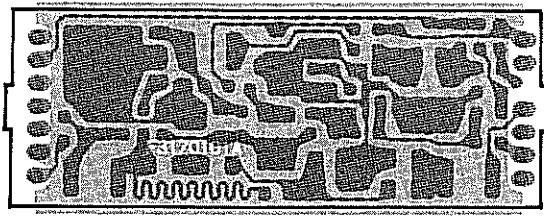
REF.	DESCRIPTION	VALUE	WV	TOL.	MFR'S DESIG	YAESU P/N	VERS.	ADDR.
*** AF UNIT ***								
PCB With Components						CA0713001		
Printed Circuit Board						F3302102		
C 0501	CHIP CAP.	0.022uF	50V	B	GRM40B223M50PT	K22170821		
C 0502	CHIP CAP.	0.022uF	50V	B	GRM40B223M50PT	K22170821		
C 0503	CHIP CAP.	0.022uF	50V	B	GRM40B223M50PT	K22170821		
C 0504	CHIP CAP.	0.022uF	50V	B	GRM40B223M50PT	K22170821		
C 0505	CHIP CAP.	0.022uF	50V	B	GRM40B223M50PT	K22170821		
C 0506	CHIP CAP.	0.022uF	50V	B	GRM40B223M50PT	K22170821		
C 0507	CHIP CAP.	0.022uF	50V	B	GRM40B223M50PT	K22170821		
C 0508	CHIP CAP.	0.022uF	50V	B	GRM40B223M50PT	K22170821		
C 0509	CHIP CAP.	0.022uF	50V	B	GRM40B223M50PT	K22170821		
C 0511	CHIP CAP.	0.001uF	50V	B	GRM39B102M50PT	K22174809		
C 0513	CHIP CAP.	0.022uF	50V	B	GRM40B223M50PT	K22170821		
C 0514	CHIP CAP.	0.015	50V	B	GRM40B153M50PT	K22170819		
C 0515	CHIP CAP.	0.001uF	50V	B	GRM39B102M50PT	K22174809		
C 0516	CHIP CAP.	0.001uF	50V	B	GRM39B102M50PT	K22174809		
C 0517	CHIP CAP.	0.015	50V	B	GRM40B153M50PT	K22170819		
C 0518	CHIP CAP.	0.001uF	50V	B	GRM39B102M50PT	K22174809		
D 0501	DIODE				DAN202K T146	G2070182		
D 0502	DIODE				DAN202K T146	G2070182		
D 0503	DIODE				DAN202K T146	G2070182		
J 0501	CONNECTOR				9230B-1-08Z005-T	P0090768		
J 0502	CONNECTOR				9230B-1-07Z005-T	P0090740		
Q 0501	IC				NJM2902M	G1090908		
Q 0502	IC				UPD4066BG-T2	G1091035		
Q 0503	IC				NJM2902M	G1090908		
Q 0504	TRANSISTOR				DTC124EK T97	G3070034		
Q 0505	TRANSISTOR				DTC124EK T97	G3070034		
Q 0506	TRANSISTOR				DTC124EK T97	G3070034		
R 0501	CHIP RES.	10K	1/16W		RMC1/16 103JATP	J24185103		
R 0502	CHIP RES.	10K	1/16W		RMC1/16 103JATP	J24185103		
R 0503	CHIP RES.	100K	1/16W		RMC1/16 104JATP	J24185104		
R 0504	CHIP RES.	100K	1/16W		RMC1/16 104JATP	J24185104		
R 0505	CHIP RES.	47K	1/16W		RMC1/16 473JATP	J24185473		
R 0506	CHIP RES.	22K	1/16W		RMC1/16 223JATP	J24185223		
R 0507	CHIP RES.	15K	1/16W		RMC1/16 153JATP	J24185153		
R 0508	CHIP RES.	2.2K	1/16W		RMC1/16 222JATP	J24185222		
R 0509	CHIP RES.	560K	1/16W		RMC1/16 564JATP	J24185564		
R 0510	CHIP RES.	22K	1/16W		RMC1/16 223JATP	J24185223		
R 0511	CHIP RES.	47K	1/16W		RMC1/16 473JATP	J24185473		
R 0512	CHIP RES.	100K	1/16W		RMC1/16 104JATP	J24185104		
R 0513	CHIP RES.	15K	1/16W		RMC1/16 153JATP	J24185153		
R 0514	CHIP RES.	2.2K	1/16W		RMC1/16 222JATP	J24185222		

REF.	DESCRIPTION	VALUE	WV	TOL.	MFGR'S DESIG	YAESU P/N	VERS.	ADDR.
R 0515	CHIP RES.	.560K	1/16W		RMC1/16 564JATP	J24185564		
R 0516	CHIP RES.	22K	1/16W		RMC1/16 223JATP	J24185223		
R 0517	CHIP RES.	4.7K	1/16W		RMC1/16 472JATP	J24185472		
R 0518	CHIP RES.	4.7K	1/16W		RMC1/16 472JATP	J24185472		
R 0519	CHIP RES.	100K	1/16W		RMC1/16 104JATP	J24185104		
R 0520	CHIP RES.	100K	1/16W		RMC1/16 104JATP	J24185104		
R 0521	CHIP RES.	100K	1/16W		RMC1/16 104JATP	J24185104		
R 0522	CHIP RES.	100K	1/16W		RMC1/16 104JATP	J24185104		
R 0523	CHIP RES.	39K	1/16W		RMC1/16 393JATP	J24185393		
R 0524	CHIP RES.	100K	1/16W		RMC1/16 104JATP	J24185104		
R 0526	CHIP RES.	22K	1/16W		RMC1/16 223JATP	J24185223		
R 0527	CHIP RES.	100K	1/16W		RMC1/16 104JATP	J24185104		
R 0528	CHIP RES.	39K	1/16W		RMC1/16 393JATP	J24185393		
R 0529	CHIP RES.	47K	1/16W		RMC1/16 473JATP	J24185473		
R 0530	CHIP RES.	39K	1/16W		RMC1/16 393JATP	J24185393		
R 0531	CHIP RES.	22K	1/16W		RMC1/16 223JATP	J24185223		

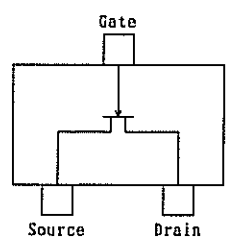
# 430-MHZ VCO UNIT



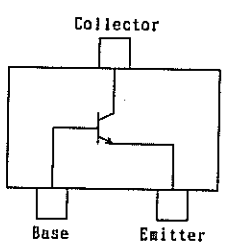
component side



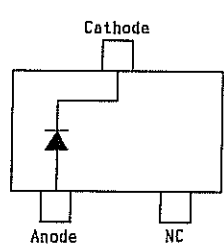
solder side



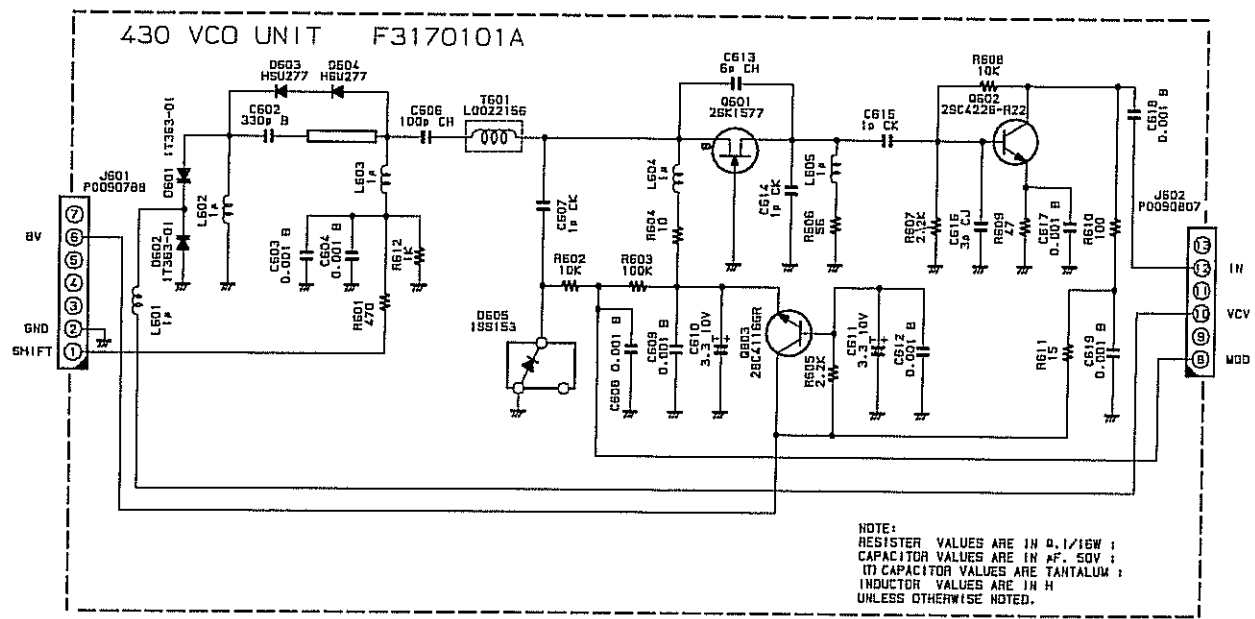
2SK1577(P1)  
(Q601)



2SC4116GR(LG)  
(Q603)  
2SC4226(R22)  
(Q602)



1SS153(A9)  
(D605)






## 430-MHZ VCO UNIT


REF.	DESCRIPTION	VALUE	WV	TOL.	MFGR'S DESIG	YAESU P/N	VERS.	ADDR.
*** 430 VCO UNIT ***								
Printed Circuit Board						F3170101A		
C 0602	CHIP CAP.	330pF	50V	B	GRM39B331K50PT	K22174820		
C 0603	CHIP CAP.	0.001uF	50V	B	GRM39B102M50PT	K22174809		
C 0604	CHIP CAP.	0.001uF	50V	B	GRM39B102M50PT	K22174809		
C 0606	CHIP CAP.	100pF	50V	CH	GRM39CH101J50PT	K22174235		
C 0607	CHIP CAP.	1pF	50V	CK	GRM39CK010C50PT	K22174202		
C 0608	CHIP CAP.	0.001uF	50V	B	GRM39B102M50PT	K22174809		
C 0609	CHIP CAP.	0.001uF	50V	B	GRM39B102M50PT	K22174809		
C 0610	TANTALUM CHIP CAP.	3.3uF	10V		TEMSVA1A335M-8R	K78100015		
C 0611	TANTALUM CHIP CAP.	3.3uF	10V		TEMSVA1A335M-8R	K78100015		
C 0612	CHIP CAP.	0.001uF	50V	B	GRM39B102M50PT	K22174809		
C 0613	CHIP CAP.	6pF	50V	CH	GRM39CH060D50PT	K22174207		
C 0614	CHIP CAP.	1pF	50V	CK	GRM39CK010C50PT	K22174202		
C 0615	CHIP CAP.	1pF	50V	CK	GRM39CK010C50PT	K22174202		
C 0616	CHIP CAP.	3pF	50V	CJ	GRM39CJ030C50PT	K22174204		
C 0617	CHIP CAP.	0.001uF	50V	B	GRM39B102M50PT	K22174809		
C 0618	CHIP CAP.	0.001uF	50V	B	GRM39B102M50PT	K22174809		
C 0619	CHIP CAP.	0.001uF	50V	B	GRM39B102M50PT	K22174809		
D 0601	DIODE				1T363-01-T08A	G2070114		
D 0602	DIODE				1T363-01-T08A	G2070114		
D 0603	DIODE				HSU277	G2070118		
D 0604	DIODE				HSU277	G2070118		
D 0605	DIODE				1SS153-T2B	G2070032		
J 0601	CONNECTOR				9230B-1-07Z021-T	P0090788		
J 0602	CONNECTOR				9230B-1-06Z023-T	P0090807		
L 0601	COIL	1uH			32CS 380LB-1ROM=P	L1690016		
L 0602	COIL	1uH			32CS 380LB-1ROM=P	L1690016		
L 0603	COIL	1uH			32CS 380LB-1ROM=P	L1690016		
L 0604	COIL	1uH			32CS 380LB-1ROM=P	L1690016		
L 0605	COIL	1uH			32CS 380LB-1ROM=P	L1690016		
Q 0601	FET				2SK1577	G3815777		
Q 0602	TRANSISTOR				2SC4226-T2B R22	G3342267B		
Q 0603	TRANSISTOR				2SC4116GR TE85R	G3341167G		
R 0601	CHIP RES.	470	1/16W		RMC1/16 471JATP	J24185471		
R 0602	CHIP RES.	10K	1/16W		RMC1/16 103JATP	J24185103		
R 0603	CHIP RES.	100K	1/16W		RMC1/16 104JATP	J24185104		
R 0604	CHIP RES.	10	1/16W		RMC1/16 100JATP	J24185100		
R 0605	CHIP RES.	2.2K	1/16W		RMC1/16 222JATP	J24185222		
R 0606	CHIP RES.	56	1/16W		RMC1/16 560JATP	J24185560		
R 0607	CHIP RES.	2.2K	1/16W		RMC1/16 222JATP	J24185222		
R 0608	CHIP RES.	10K	1/16W		RMC1/16 103JATP	J24185103		
R 0609	CHIP RES.	47	1/16W		RMC1/16 470JATP	J24185470		
R 0610	CHIP RES.	100	1/16W		RMC1/16 101JATP	J24185101		

REF.	DESCRIPTION	VALUE	WV	TOL.	MFGR'S DESIG	YAESU P/N	VERS.	ADDR.
R 0611	CHIP RES.	15	1/16W		RMC1/16 150JATP	J24185150		
R 0612	CHIP RES.	1K	1/16W		RMC1/16 102JATP	J24185102		
T 0601	COIL				EIV-4EJ007EN	L0022156		

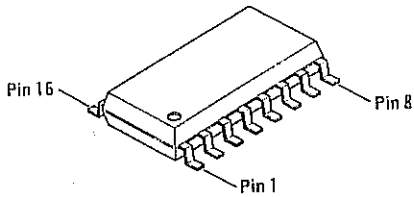
# 430-MINZ PLL UNIT



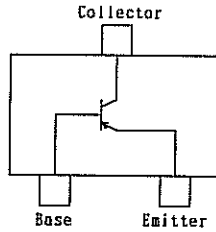
component side



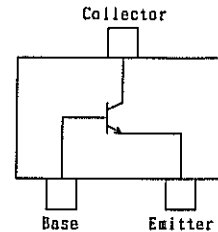
solder side



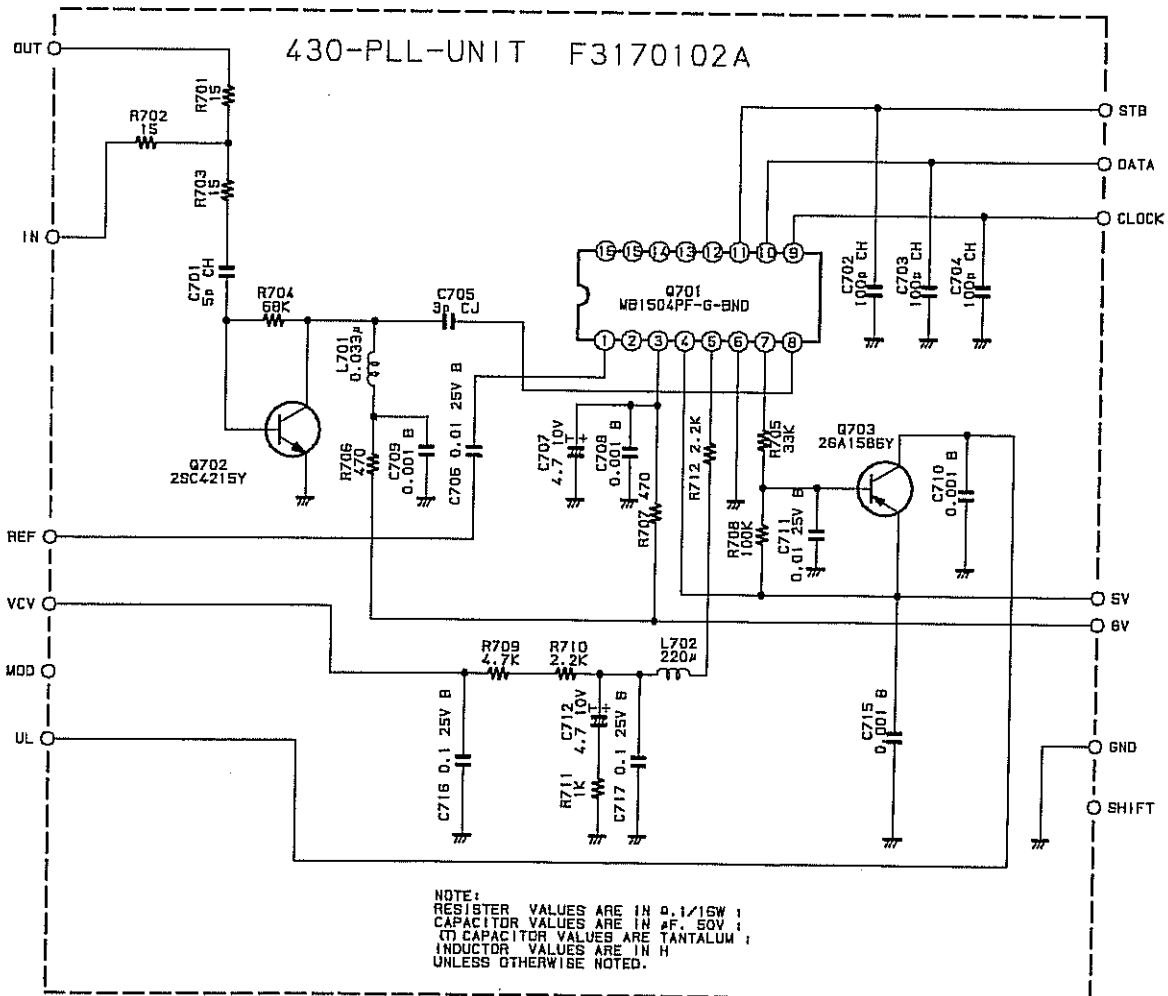
MB1504PF  
(Q701)



2SA1586Y(SO)  
(Q703)



2SC4215Y(QY)  
(Q702)





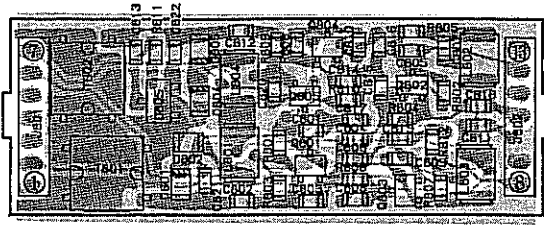


# 430-MHZ PLL Unit


REF.	DESCRIPTION	VALUE	WV	TOL.	MFGR'S DESIG	YAESU P/N	VERS.	ADDR.
*** 430 PLL UNIT ***								
	PCB With Components (With 430-VCO UNIT)					CP3889001		
	Printed Circuit Board					F3170102A		
C 0701	CHIP CAP.	5pF	50V	CH	GRM39CH050C50PT	K22174206		
C 0702	CHIP CAP.	100pF	50V	CH	GRM39CH101J50PT	K22174235		
C 0703	CHIP CAP.	100pF	50V	CH	GRM39CH101J50PT	K22174235		
C 0704	CHIP CAP.	100pF	50V	CH	GRM39CH101J50PT	K22174235		
C 0705	CHIP CAP.	3pF	50V	CJ	GRM39CJ030C50PT	K22174204		
C 0706	CHIP CAP.	0.01uF	25V	B	GRM39B103M25PT	K22144802		
C 0707	TANTALUM CHIP CAP.	4.7uF	10V		TESVB21A475M8R	K78100010		
C 0708	CHIP CAP.	0.001uF	50V	B	GRM39B102M50PT	K22174809		
C 0709	CHIP CAP.	0.001uF	50V	B	GRM39B102M50PT	K22174809		
C 0710	CHIP CAP.	0.001uF	50V	B	GRM39B102M50PT	K22174809		
C 0711	CHIP CAP.	0.01uF	25V	B	GRM39B103M25PT	K22144802		
C 0712	TANTALUM CHIP CAP.	4.7uF	10V		TESVB21A475M8R	K78100010		
C 0715	CHIP CAP.	0.001uF	50V	B	GRM39B102M50PT	K22174809		
C 0716	CHIP CAP.	0.1uF	25V	B	GRM40B104M25PT	K22140811		
C 0717	CHIP CAP.	0.1uF	25V	B	GRM40B104M25PT	K22140811		
L 0701	COIL	0.033uH			32CS 380NB-33NM=P	L1690029		
L 0702	COIL	220uH			32CS 380HB-221K=P	L1690055		
Q 0701	IC				MB1504PF-G-BND-TF	G1091123		
Q 0702	TRANSISTOR				2SC4215Y TE85R	G3342157Y		
Q 0703	TRANSISTOR				2SA1586Y TE85R	G3115867Y		
R 0701	CHIP RES.	15	1/16W		RMC1/16 150JATP	J24185150		
R 0702	CHIP RES.	15	1/16W		RMC1/16 150JATP	J24185150		
R 0703	CHIP RES.	15	1/16W		RMC1/16 150JATP	J24185150		
R 0704	CHIP RES.	68K	1/16W		RMC1/16 683JATP	J24185683		
R 0705	CHIP RES.	33K	1/16W		RMC1/16 333JATP	J24185333		
R 0706	CHIP RES.	470	1/16W		RMC1/16 471JATP	J24185471		
R 0707	CHIP RES.	470	1/16W		RMC1/16 471JATP	J24185471		
R 0708	CHIP RES.	100K	1/16W		RMC1/16 104JATP	J24185104		
R 0709	CHIP RES.	4.7K	1/16W		RMC1/16 472JATP	J24185472		
R 0710	CHIP RES.	2.2K	1/16W		RMC1/16 222JATP	J24185222		
R 0711	CHIP RES.	1K	1/16W		RMC1/16 102JATP	J24185102		
R 0712	CHIP RES.	2.2K	1/16W		RMC1/16 222JATP	J24185222		
	SHIELD CASE					R0136431		



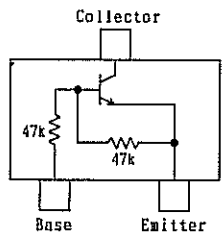
# 144-MHZ VCO UNIT



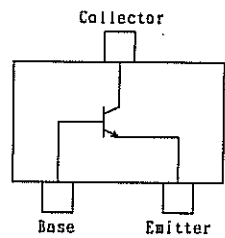
component side



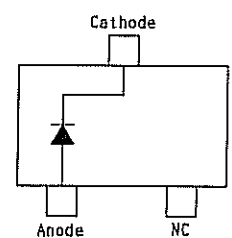
solder side



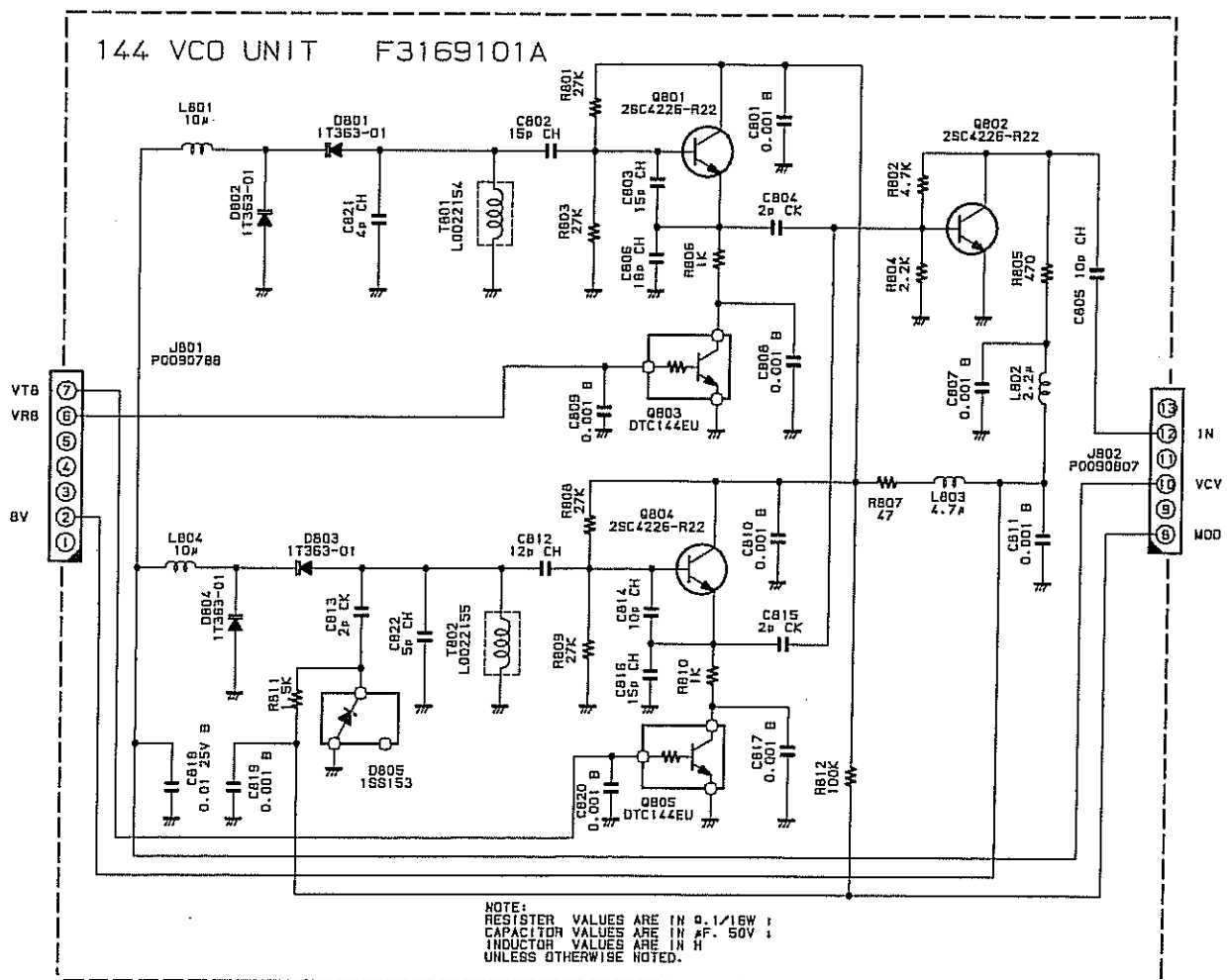
DTC144EU(26)  
(Q803, 805)



2SC4226(R22)  
(Q801, 802, 804)



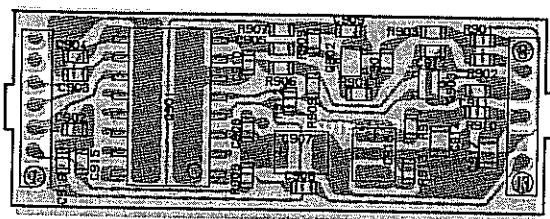
1SS153(A9)  
(D805)






REF.	DESCRIPTION	VALUE	WV	TOL.	MFGR'S DESIG	YAESU P/N	VERS.	ADDR.
*** 144 VCO UNIT ***								
Printed Circuit Board						F3169101A		
C 0801	CHIP CAP.	0.001uF	50V	B	GRM39B102M50PT	K22174809		
C 0802	CHIP CAP.	15pF	50V	CH	GRM39CH150J50PT	K22174215		
C 0803	CHIP CAP.	15pF	50V	CH	GRM39CH150J50PT	K22174215		
C 0804	CHIP CAP.	2pF	50V	CK	GRM39CK020C50PT	K22174203		
C 0805	CHIP CAP.	10pF	50V	CH	GRM39CH100D50PT	K22174211		
C 0806	CHIP CAP.	18pF	50V	CH	GRM39CH180J50PT	K22174217		
C 0807	CHIP CAP.	0.001uF	50V	B	GRM39B102M50PT	K22174809		
C 0808	CHIP CAP.	0.001uF	50V	B	GRM39B102M50PT	K22174809		
C 0809	CHIP CAP.	0.001uF	50V	B	GRM39B102M50PT	K22174809		
C 0810	CHIP CAP.	0.001uF	50V	B	GRM39B102M50PT	K22174809		
C 0811	CHIP CAP.	0.001uF	50V	B	GRM39B102M50PT	K22174809		
C 0812	CHIP CAP.	12pF	50V	CH	GRM39CH120J50PT	K22174213		
C 0813	CHIP CAP.	2pF	50V	CK	GRM39CK020C50PT	K22174203		
C 0814	CHIP CAP.	10pF	50V	CH	GRM39CH100D50PT	K22174211		
C 0815	CHIP CAP.	2pF	50V	CK	GRM39CK020C50PT	K22174203		
C 0816	CHIP CAP.	15pF	50V	CH	GRM39CH150J50PT	K22174215		
C 0817	CHIP CAP.	0.001uF	50V	B	GRM39B102M50PT	K22174809		
C 0818	CHIP CAP.	0.01uF	25V	B	GRM39B103K25PT	K22144803		
C 0819	CHIP CAP.	0.001uF	50V	B	GRM39B102M50PT	K22174809		
C 0820	CHIP CAP.	0.001uF	50V	B	GRM39B102M50PT	K22174809		
C 0821	CHIP CAP.	4pF	50V	CH	GRM39CH040C50PT	K22174205		
C 0822	CHIP CAP.	5pF	50V	CH	GRM39CH050C50PT	K22174206		
D 0801	DIODE				1T363-01-T08A	G2070114		
D 0802	DIODE				1T363-01-T08A	G2070114		
D 0803	DIODE				1T363-01-T08A	G2070114		
D 0804	DIODE				1T363-01-T08A	G2070114		
D 0805	DIODE				1SS153-T2B	G2070032		
J 0801	CONNECTOR				9230B-1-07Z021-T	P0090788		
J 0802	CONNECTOR				9230B-1-06Z023-T	P0090807		
L 0801	COIL	10uH			32CS 380KB-100K=P	L1690039		
L 0802	COIL	2.2uH			32CS 380LB-2R2M=P	L1690017		
L 0803	COIL	4.7uH			32CS 380LB-4R7M=P	L1690035		
L 0804	COIL	10uH			32CS 380KB-100K=P	L1690039		
Q 0801	TRANSISTOR				2SC4226-T2B R22	G3342267B		
Q 0802	TRANSISTOR				2SC4226-T2B R22	G3342267B		
Q 0803	TRANSISTOR				DTC144EU T107	G3070041		
Q 0804	TRANSISTOR				2SC4226-T2B R22	G3342267B		
Q 0805	TRANSISTOR				DTC144EU T107	G3070041		
R 0801	CHIP RES.	27K	1/16W		RMC1/16 273JATP	J24185273		
R 0802	CHIP RES.	4.7K	1/16W		RMC1/16 472JATP	J24185472		
R 0803	CHIP RES.	27K	1/16W		RMC1/16 273JATP	J24185273		
R 0804	CHIP RES.	2.2K	1/16W		RMC1/16 222JATP	J24185222		

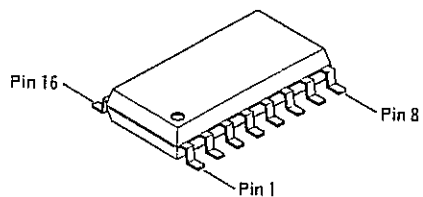
REF.	DESCRIPTION	VALUE	WV	TOL.	MFGR'S DESIG	YAESU P/N	VERS.	ADDR.
R 0805	CHIP RES.	470	1/16W		RMC1/16 471JATP	J24185471		
R 0806	CHIP RES.	1K	1/16W		RMC1/16 102JATP	J24185102		
R 0807	CHIP RES.	47	1/16W		RMC1/16 470JATP	J24185470		
R 0808	CHIP RES.	27K	1/16W		RMC1/16 273JATP	J24185273		
R 0809	CHIP RES.	27K	1/16W		RMC1/16 273JATP	J24185273		
R 0810	CHIP RES.	1K	1/16W		RMC1/16 102JATP	J24185102		
R 0811	CHIP RES.	1.5K	1/16W		RMC1/16 152JATP	J24185152		
R 0812	CHIP RES.	100K	1/16W		RMC1/16 104JATP	J24185104		
T 0801	COIL				EIV-4EJ005EN	L0022154		
T 0802	COIL				EIV-4EJ006EN	L0022155		



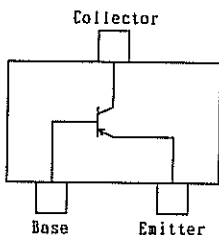
component side



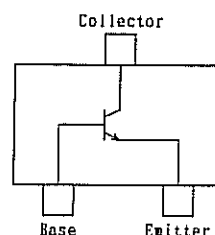
solder side



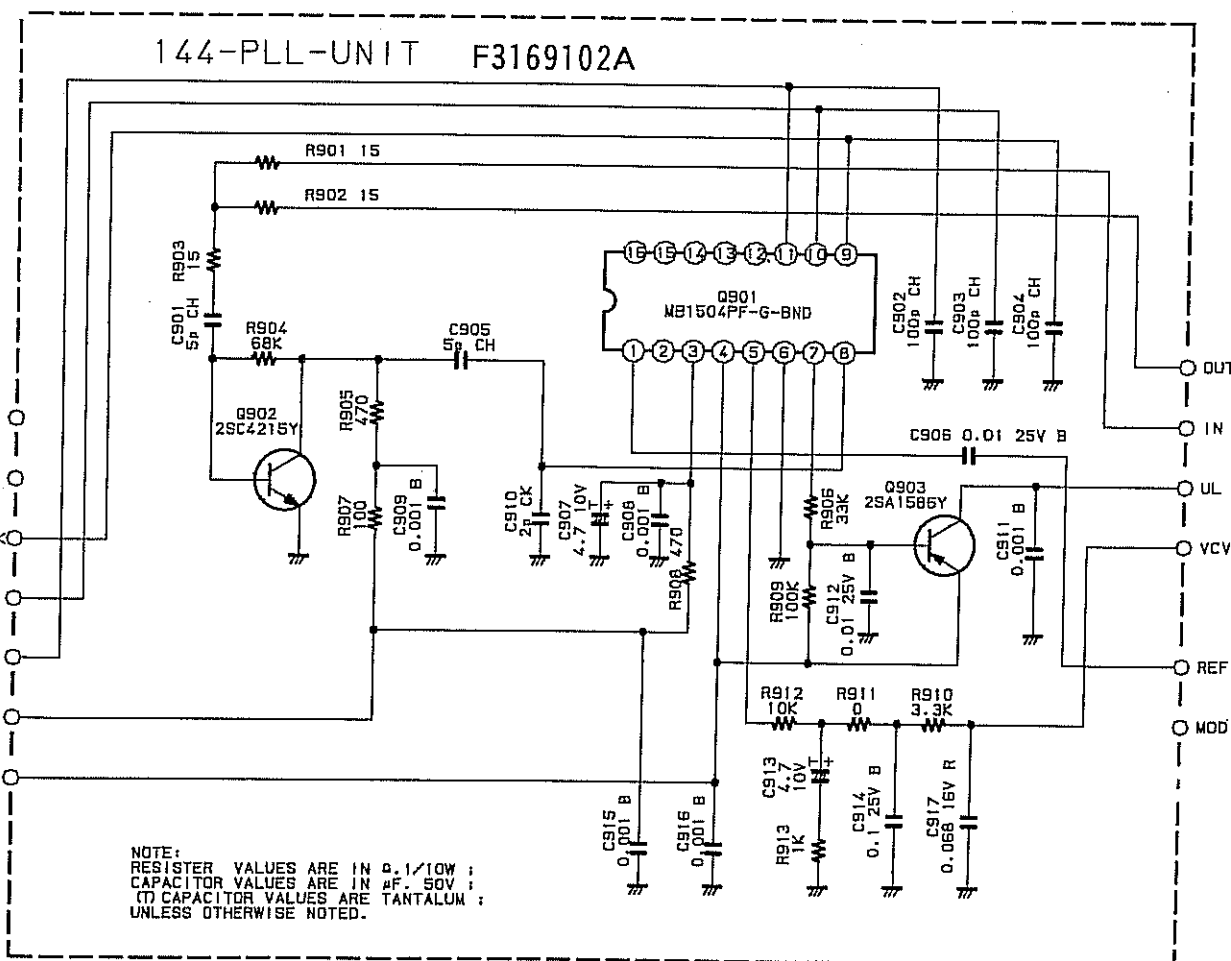
MB1504PF  
(Q901)



2SA1586Y(SO)  
(Q903)




2SC4215Y(QY)  
(Q902)





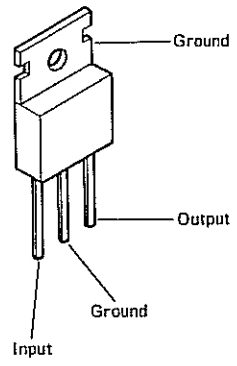


REF.	DESCRIPTION	VALUE	WV	TOL.	MFGR'S DESIG	YAESU P/N	VERS.	ADDR.
*** 144 PLL UNIT ***								
PCB With Components (With 144-VCO UNIT)						CP3886001		
Printed Circuit Board						F3169102A		
C 0901	CHIP CAP.	5pF	50V	CH	GRM39CH050C50PT	K22174206		
C 0902	CHIP CAP.	100pF	50V	CH	GRM39CH101J50PT	K22174235		
C 0903	CHIP CAP.	100pF	50V	CH	GRM39CH101J50PT	K22174235		
C 0904	CHIP CAP.	100pF	50V	CH	GRM39CH101J50PT	K22174235		
C 0905	CHIP CAP.	5pF	50V	CH	GRM39CH050C50PT	K22174206		
C 0906	CHIP CAP.	0.01uF	25V	B	GRM39B103M25PT	K22144802		
C 0907	TANTALUM CHIP CAP.	4.7uF	10V		TESVB21A475M8R	K78100010		
C 0908	CHIP CAP.	0.001uF	50V	B	GRM39B102M50PT	K22174809		
C 0909	CHIP CAP.	0.001uF	50V	B	GRM39B102M50PT	K22174809		
C 0910	CHIP CAP.	2pF	50V	CK	GRM39CK020C50PT	K22174203		
C 0911	CHIP CAP.	0.001uF	50V	B	GRM39B102M50PT	K22174809		
C 0912	CHIP CAP.	0.01uF	25V	B	GRM39B103M25PT	K22144802		
C 0913	TANTALUM CHIP CAP.	4.7uF	10V		TESVB21A475M8R	K78100010		
C 0914	CHIP CAP.	0.1uF	25V	B	GRM40B104M25PT	K22140811		
C 0915	CHIP CAP.	0.001uF	50V	B	GRM39B102M50PT	K22174809		
C 0916	CHIP CAP.	0.001uF	50V	B	GRM39B102M50PT	K22174809		
C 0917	CHIP CAP.	0.068uF	16V	R	GRM40R683M16PT	K22120805		
Q 0901	IC				MB1504PF-G-BND-TF	G1091123		
Q 0902	TRANSISTOR				2SC4215Y TE85R	G3342157Y		
Q 0903	TRANSISTOR				2SA1586Y TE85R	G3115867Y		
R 0901	CHIP RES.	15	1/16W		RMC1/16 150JATP	J24185150		
R 0902	CHIP RES.	15	1/16W		RMC1/16 150JATP	J24185150		
R 0903	CHIP RES.	15	1/16W		RMC1/16 150JATP	J24185150		
R 0904	CHIP RES.	68K	1/16W		RMC1/16 683JATP	J24185683		
R 0905	CHIP RES.	470	1/16W		RMC1/16 471JATP	J24185471		
R 0906	CHIP RES.	33K	1/16W		RMC1/16 333JATP	J24185333		
R 0907	CHIP RES.	100	1/16W		RMC1/16 101JATP	J24185101		
R 0908	CHIP RES.	470	1/16W		RMC1/16 471JATP	J24185471		
R 0909	CHIP RES.	100K	1/16W		RMC1/16 104JATP	J24185104		
R 0910	CHIP RES.	3.3K	1/16W		RMC1/16 332JATP	J24185332		
R 0911	CHIP RES.	0	1/16W		RMC1/16 000JATP	J24185000		
R 0912	CHIP RES.	10K	1/16W		RMC1/16 103JATP	J24185103		
R 0913	CHIP RES.	1K	1/16W		RMC1/16 102JATP	J24185102		
SHIELD CASE						R0136431		

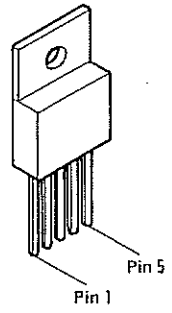




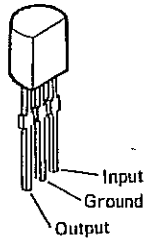




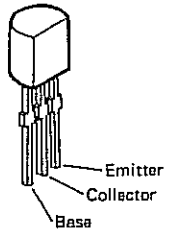
μPC7805H  
(Q1031)  
μPC7808H  
(Q1030)



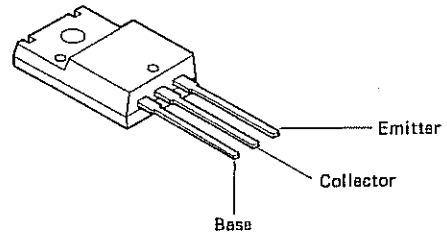
TDA2003  
(Q1026)



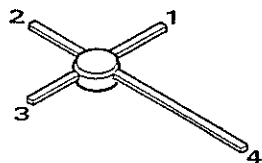
LMF501T-2  
(Q1025)



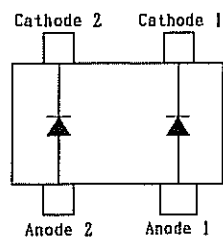
2SC2407  
(Q1002)



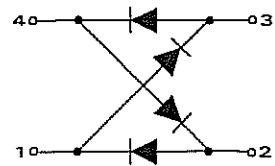
2SB1134R  
(Q1006, 1008)




ND487C1-3R  
(D1023)



1SS319(A4)  
(D1002)




ND487C1-3R Circuit Diagram

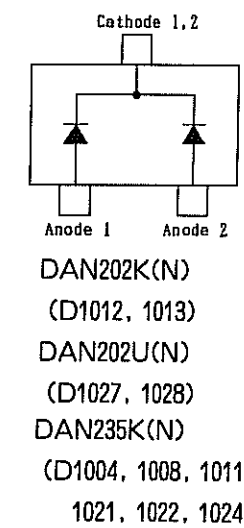
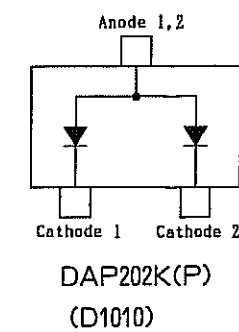
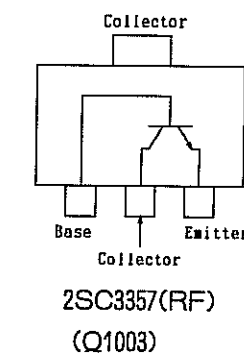
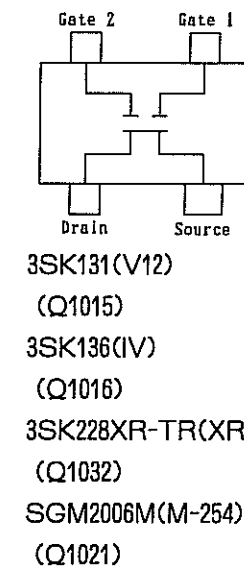
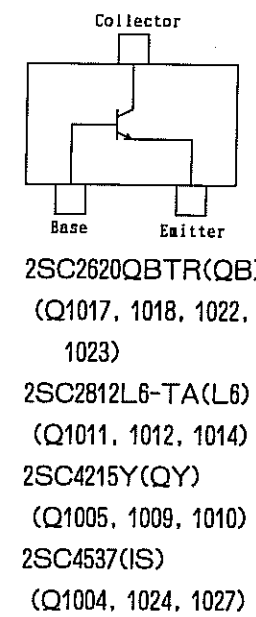
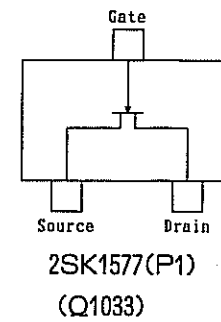
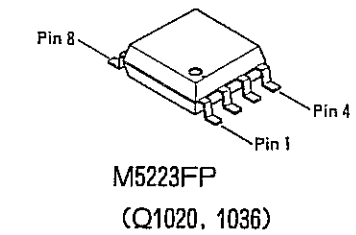
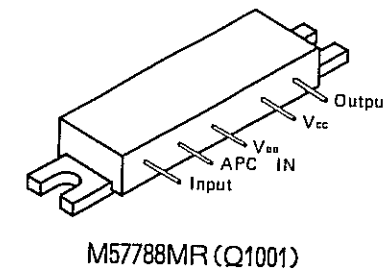
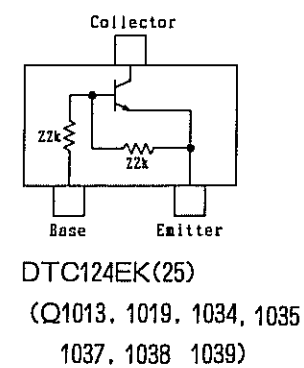
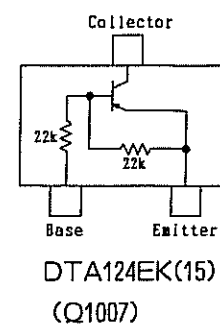
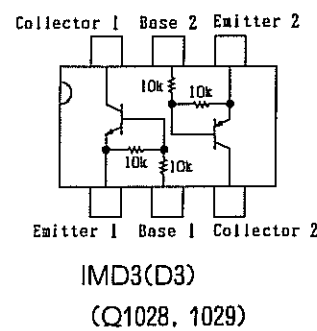


1  
2  
3  
4





chip-only side



REF.	DESCRIPTION	VALUE	WV	TOL.	MFGR'S DESIG	YAESU P/N	VERS.	ADDR.
*** MAIN UNIT ***								
	PCB W COMP(With 144-PLL/-VCO, 430-PLL/-VCO, APC, REG, IF, AF UNIT)					CP3883004	DST EXP	
	PCB W COMP(With 144-PLL/-VCO, 430-PLL/-VCO, APC, REG, IF, AF UNIT)					CP3883005	DST USA	
	Printed Circuit Board					F3305000A		
C 1002	CERAMIC CAP.	10pF	50V	CH	DD104CH100D50	K02173100		
C 1003	CERAMIC CAP.	6pF	50V	CH	DD104CH060D50	K02173060		
C 1004	CERAMIC CAP.	0.001uF	50V	B	DD104B102K50	K10176102		
C 1006	CERAMIC CAP.	5pF	50V	CH	DD104CH050C50	K02172050		
C 1006	CERAMIC CAP.	2pF	50V	CH	DD104CH020C50	K02172020		
C 1006	CERAMIC CAP.	2pF	50V	CH	DD104CH020C50	K02172020		
C 1008	CHIP CAP.	3pF	50V	CJ	GRM40CJ030C50PT	K22170204		
C 1009	CHIP CAP.	1pF	50V	CK	GRM40CK010C50PT	K22170202		
C 1010	CHIP CAP.	0.5pF	50V	CK	GRM40CK0R5C50PT	K22170201		
C 1011	CERAMIC CAP.	7pF	50V	CH	DD104CH070C50	K02173070		
C 1012	CERAMIC CAP.	5pF	50V	CH	DD104CH050C50	K02172050		
C 1013	CHIP CAP.	0.001uF	50V	B	GRM39B102M50PT	K22174809		
C 1014	CERAMIC CAP.	2pF	50V	CH	DD104CH020C50	K02172020		
C 1019	CHIP CAP.	10pF	50V	CH	GRM40CH100D50PT	K22170211		
C 1020	CHIP CAP.	3pF	50V	CJ	GRM39CJ030C50PT	K22174204		
C 1021	CERAMIC CAP.	12pF	50V	CH	DD104CH120J50	K02175120		
C 1022	CHIP CAP.	4pF	50V	CH	GRM40CH040C50PT	K22170205		
C 1025	CHIP CAP.	6pF	50V	CH	GRM40CH060D50PT	K22170207		
C 1026	CHIP CAP.	6pF	50V	CH	GRM40CH060D50PT	K22170207		
C 1029	CHIP CAP.	470pF	50V	CH	GRM40CH471J50PT	K22170251		
C 1030	CHIP CAP.	4pF	50V	CH	GRM40CH040C50PT	K22170205		
C 1031	CHIP CAP.	10pF	50V	CH	GRM39CH100D50PT	K22174211		
C 1032	CHIP CAP.	0.001uF	50V	B	GRM39B102M50PT	K22174809		
C 1033	CHIP CAP.	470pF	50V	CH	GRM40CH471J50PT	K22170251		
C 1035	AL. ELECTRO. CAP.	10uF	16V		ECEV1CAS100R	K48120001		
C 1036	CHIP CAP.	470pF	50V	CH	GRM40CH471J50PT	K22170251		
C 1037	AL. ELECTRO. CAP.	10uF	16V		ECEV1CAS100R	K48120001		
C 1038	CHIP CAP.	0.001uF	50V	B	GRM39B102M50PT	K22174809		
C 1040	CHIP CAP.	0.001uF	50V	B	GRM39B102M50PT	K22174809		
C 1041	CHIP CAP.	0.001uF	50V	B	GRM39B102M50PT	K22174809		
C 1042	CHIP CAP.	0.001uF	50V	B	GRM39B102M50PT	K22174809		
C 1043	CHIP CAP.	0.001uF	50V	B	GRM39B102M50PT	K22174809		
C 1044	CERAMIC CAP.	0.001uF	50V	B	UPO50B102K-A-B	K28179001		
C 1049	CHIP CAP.	0.001uF	50V	B	GRM39B102M50PT	K22174809		
C 1051	CHIP CAP.	0.001uF	50V	B	GRM39B102M50PT	K22174809		
C 1052	TANTALUM CHIP CAP.	2.2uF	16V		TEMSVA1C225M-8R	K78120015		
C 1058	AL. ELECTRO. CAP.	10uF	16V		ECEV1CAS100R	K48120001		
C 1059	CHIP CAP.	10pF	50V	CH	GRM39CH100D50PT	K22174211		
C 1060	CHIP CAP.	0.1uF	25V	B	GRM42-6B104M25PT	K22141809		
C 1062	CHIP CAP.	0.001uF	50V	B	GRM39B102M50PT	K22174809		
C 1064	CHIP CAP.	5pF	50V	CH	GRM39CH050C50PT	K22174206		
C 1067	AL. ELECTRO. CAP.	470uF	16V		RE3-16V471M	K40129066		
C 1068	AL. ELECTRO. CAP.	470uF	16V		RE3-16V471M	K40129066		
C 1069	AL. ELECTRO. CAP.	470uF	16V		RE3-16V471M	K40129066		

REF.	DESCRIPTION	VALUE	WV	TOL.	MFGR'S DESIG	YAESU P/N	VERS.	ADDR.
C 1073	CHIP CAP.	100pF	50V	CH	GRM39CH101J50PT	K22174235		
C 1075	CHIP CAP.	0.001uF	50V	B	GRM39B102M50PT	K22174809		
C 1077	CHIP CAP.	0.022uF	25V	B	GRM39B223K25PT	K22144807		
C 1078	CHIP CAP.	0.001uF	50V	B	GRM39B102M50PT	K22174809		
C 1079	CHIP CAP.	0.001uF	50V	B	GRM39B102M50PT	K22174809		
C 1080	CHIP CAP.	0.001uF	50V	B	GRM39B102M50PT	K22174809		
C 1081	CHIP CAP.	0.001uF	50V	B	GRM39B102M50PT	K22174809		
C 1084	CHIP CAP.	0.001uF	50V	B	GRM39B102M50PT	K22174809		
C 1086	CHIP CAP.	0.001uF	50V	B	GRM39B102M50PT	K22174809		
C 1089	CHIP CAP.	100pF	50V	CH	GRM39CH101J50PT	K22174235		
C 1090	CHIP CAP.	100pF	50V	CH	GRM39CH101J50PT	K22174235		
C 1091	CHIP CAP.	10pF	50V	CH	GRM39CH100D50PT	K22174211		
C 1092	CHIP CAP.	5pF	50V	CH	GRM39CH050C50PT	K22174206		
C 1097	CHIP CAP.	0.001uF	50V	B	GRM39B102M50PT	K22174809		
C 1098	CHIP CAP.	5pF	50V	CH	GRM39CH050C50PT	K22174206		
C 1100	CHIP CAP.	0.001uF	50V	B	GRM39B102M50PT	K22174809		
C 1101	CHIP CAP.	1pF	50V	CK	GRM39CK010C50PT	K22174202		
C 1103	CHIP CAP.	0.001uF	50V	B	GRM39B102M50PT	K22174809		
C 1107	CHIP CAP.	0.001uF	50V	B	GRM39B102M50PT	K22174809		
C 1109	CHIP CAP.	0.001uF	50V	B	GRM39B102M50PT	K22174809		
C 1110	CHIP CAP.	0.1uF	25V	B	GRM42-6B104M25PT	K22141809		
C 1111	CHIP CAP.	0.001uF	50V	B	GRM39B102M50PT	K22174809		
C 1112	CHIP CAP.	0.001uF	50V	B	GRM39B102M50PT	K22174809		
C 1116	TANTALUM CHIP CAP.	2.2uF	16V		TEMSVA1C225M-8R	K78120015		
C 1117	TANTALUM CHIP CAP.	2.2uF	16V		TEMSVA1C225M-8R	K78120015		
C 1119	CHIP CAP.	0.001uF	50V	B	GRM39B102M50PT	K22174809		
C 1120	CHIP CAP.	150pF	50V	CH	GRM39CH151J50PT	K22174239		
C 1123	AL. ELECTRO. CAP.	10uF	16V		ECEV1CAS100R	K48120001		
C 1125	CHIP CAP.	0.001uF	50V	B	GRM39B102M50PT	K22174809		
C 1126	CHIP CAP.	0.1uF	25V	B	GRM40B104M25PT	K22140811		
C 1127	CHIP CAP.	0.1uF	25V	B	GRM40B104M25PT	K22140811		
C 1128	CHIP CAP.	22pF	50V	CH	GRM39CH220J50PT	K22174219		
C 1133	CHIP CAP.	33pF	50V	CH	GRM39CH330J50PT	K22174223		
C 1134	CHIP CAP.	150pF	50V	CH	GRM39CH151J50PT	K22174239		
C 1137	CHIP CAP.	0.001uF	50V	B	GRM39B102M50PT	K22174809		
C 1139	TANTALUM CHIP CAP.	1uF	16V		TESVA1C105M1-8R	K78120009		
C 1140	CHIP CAP.	0.1uF	25V	B	GRM40B104M25PT	K22140811		
C 1141	AL. ELECTRO. CAP.	10uF	16V		ECEV1CAS100R	K48120001		
C 1142	CHIP CAP.	0.001uF	50V	B	GRM39B102M50PT	K22174809		
C 1143	CHIP CAP.	0.1uF	25V	B	GRM40B104M25PT	K22140811		
C 1144	CHIP CAP.	0.1uF	25V	B	GRM40B104M25PT	K22140811		
C 1145	AL. ELECTRO. CAP.	10uF	16V		ECEV1CAS100R	K48120001		
C 1146	CHIP CAP.	0.001uF	50V	B	GRM39B102M50PT	K22174809		
C 1149	AL. ELECTRO. CAP.	10uF	16V		ECEV1CAS100R	K48120001		
C 1152	TANTALUM CHIP CAP.	4.7uF	10V		TEMSVA1A475M-8R	K78100022		
C 1153	AL. ELECTRO. CAP.	10uF	16V		ECEV1CAS100R	K48120001		
C 1154	CHIP CAP.	0.001uF	50V	B	GRM39B102M50PT	K22174809		
C 1155	CHIP CAP.	0.001uF	50V	B	GRM39B102M50PT	K22174809		
C 1156	CHIP CAP.	0.001uF	50V	B	GRM39B102M50PT	K22174809		
C 1157	CHIP CAP.	0.001uF	50V	B	GRM39B102M50PT	K22174809		
C 1158	CHIP CAP.	0.001uF	50V	B	GRM39B102M50PT	K22174809		

3J-6



REF.	DESCRIPTION	VALUE	WV	TOL.	MFGR'S DESIG	YAESU P/N	VERS.	ADDR.
C 1159	CHIP CAP.	0.001uF	50V	B	GRM39B102M50PT	K22174809		
C 1160	CHIP CAP.	0.001uF	50V	B	GRM39B102M50PT	K22174809		
C 1161	CHIP CAP.	33pF	50V	CH	GRM39CH330J50PT	K22174223		
C 1162	TANTALUM CHIP CAP.	2.2uF	16V		TEMSVA1C225M-8R	K78120015		
C 1163	CHIP CAP.	0.001uF	50V	B	GRM39B102M50PT	K22174809		
C 1164	CHIP CAP.	33pF	50V	CH	GRM39CH330J50PT	K22174223		
C 1165	CHIP CAP.	0.001uF	50V	B	GRM39B102M50PT	K22174809		
C 1167	CHIP CAP.	0.001uF	50V	B	GRM39B102M50PT	K22174809		
C 1168	CHIP CAP.	7pF	50V	CH	GRM39CH070D50PT	K22174208		
C 1169	TANTALUM CHIP CAP.	2.2uF	16V		TEMSVA1C225M-8R	K78120015		
C 1170	CHIP CAP.	0.001uF	50V	B	GRM39B102M50PT	K22174809		
C 1171	CHIP CAP.	0.001uF	50V	B	GRM39B102M50PT	K22174809		
C 1172	CHIP CAP.	0.001uF	50V	B	GRM39B102M50PT	K22174809		
C 1173	CHIP CAP.	0.001uF	50V	B	GRM39B102M50PT	K22174809		
C 1174	CHIP CAP.	10pF	50V	CH	GRM39CH100D50PT	K22174211		
C 1175	CHIP CAP.	0.001uF	50V	B	GRM39B102M50PT	K22174809		
C 1176	CHIP CAP.	0.001uF	50V	B	GRM39B102M50PT	K22174809		
C 1177	CHIP CAP.	0.001uF	50V	B	GRM39B102M50PT	K22174809		
C 1178	CHIP CAP.	1pF	50V	CK	GRM40CK010C50PT	K22170202		
C 1179	CHIP CAP.	0.001uF	50V	B	GRM39B102M50PT	K22174809		
C 1180	CHIP CAP.	2pF	50V	CK	GRM40CK020C50PT	K22170203		
C 1181	CHIP CAP.	2pF	50V	CK	GRM40CK020C50PT	K22170203		
C 1182	CHIP CAP.	0.001uF	50V	B	GRM39B102M50PT	K22174809		
C 1184	CHIP CAP.	4pF	50V	CH	GRM40CH040C50PT	K22170205		
C 1185	CHIP CAP.	0.001uF	50V	B	GRM39B102M50PT	K22174809		
C 1186	CHIP CAP.	0.001uF	50V	B	GRM39B102M50PT	K22174809		
C 1187	CHIP CAP.	0.001uF	50V	B	GRM39B102M50PT	K22174809		
C 1189	CHIP CAP.	68pF	50V	CH	GRM39CH680J50PT	K22174231		
C 1192	CHIP CAP.	0.001uF	50V	B	GRM39B102M50PT	K22174809		
C 1194	CHIP CAP.	0.022uF	25V	B	GRM39B223K25PT	K22144807		
C 1195	CHIP CAP.	68pF	50V	CH	GRM39CH680J50PT	K22174231		
C 1196	CHIP CAP.	0.022uF	25V	B	GRM39B223K25PT	K22144807		
C 1197	CHIP CAP.	4pF	50V	CH	GRM40CH040C50PT	K22170205		
C 1198	CHIP CAP.	22pF	50V	CH	GRM39CH220J50PT	K22174219		
C 1199	CHIP CAP.	68pF	50V	CH	GRM39CH680J50PT	K22174231		
C 1200	CHIP CAP.	0.001uF	50V	B	GRM39B102M50PT	K22174809		
C 1201	CHIP CAP.	1pF	50V	CK	GRM40CK010C50PT	K22170202		
C 1203	CHIP CAP.	0.001uF	50V	B	GRM39B102M50PT	K22174809		
C 1204	CHIP CAP.	0.001uF	50V	B	GRM39B102M50PT	K22174809		
C 1205	CHIP CAP.	10pF	50V	CH	GRM39CH100D50PT	K22174211		
C 1206	CHIP CAP.	15pF	50V	CH	GRM39CH150J50PT	K22174215		
C 1207	CHIP CAP.	2pF	50V	CK	GRM40CK020C50PT	K22170203		
C 1208	CHIP CAP.	10pF	50V	CH	GRM39CH100D50PT	K22174211		
C 1209	CHIP CAP.	0.001uF	50V	B	GRM39B102M50PT	K22174809		
C 1210	AL. ELECTRO. CAP.	10uF	16V		ECEV1CAS100R	K48120001		
C 1211	CHIP CAP.	0.1uF	25V	B	GRM40B104M25PT	K22140811		
C 1212	CHIP CAP.	15pF	50V	CH	GRM39CH150J50PT	K22174215		
C 1213	CHIP CAP.	0.001uF	50V	B	GRM39B102M50PT	K22174809		
C 1214	CHIP CAP.	0.001uF	50V	B	GRM39B102M50PT	K22174809		
C 1215	CHIP CAP.	22pF	50V	CH	GRM39CH220J50PT	K22174219		
C 1216	CHIP CAP.	0.001uF	50V	B	GRM39B102M50PT	K22174809		

REF.	DESCRIPTION	VALUE	WV	TOL.	MFR'S DESIG	YAESU P/N	VERS.	ADDR.
C 1217	CHIP CAP.	0.001uF	50V	B	GRM39B102M50PT	K22174809		
C 1218	CHIP CAP.	0.001uF	50V	B	GRM39B102M50PT	K22174809		
C 1219	CHIP CAP.	6pF	50V	CH	GRM40CH060D50PT	K22170207		
C 1220	CHIP CAP.	4pF	50V	CH	GRM40CH040C50PT	K22170205		
C 1221	CHIP CAP.	6pF	50V	CH	GRM40CH060D50PT	K22170207		
C 1222	CHIP CAP.	15pF	50V	CH	GRM39CH150J50PT	K22174215		
C 1223	CHIP CAP.	0.001uF	50V	B	GRM39B102M50PT	K22174809		
C 1224	AL. ELECTRO. CAP.	4.7uF	25V		ECEV1EAS4R7R	K48140001		
C 1226	CHIP CAP.	0.001uF	50V	B	GRM39B102M50PT	K22174809		
C 1227	AL. ELECTRO. CAP.	100uF	16V		RE2-16V101M	K40129042		
C 1228	CHIP CAP.	0.1uF	25V	B	GRM40B104M25PT	K22140811		
C 1230	CHIP CAP.	0.001uF	50V	B	GRM39B102M50PT	K22174809		
C 1232	AL. ELECTRO. CAP.	470uF	16V		RE3-16V471M	K40129066		
C 1235	CHIP CAP.	5pF	50V	CH	GRM39CH050C50PT	K22174206		
C 1236	AL. ELECTRO. CAP.	47uF	16V		RE2-16V470M	K40129054		
C 1238	CHIP CAP.	0.1uF	25V	B	GRM40B104M25PT	K22140811		
C 1239	CHIP CAP.	3pF	50V	CJ	GRM40CJ030C50PT	K22170204		
C 1240	CHIP CAP.	2pF	50V	CK	GRM39CK020C50PT	K22174203		
C 1241	CHIP CAP.	1pF	50V	CK	GRM39CK010C50PT	K22174202		
C 1242	CHIP CAP.	5pF	50V	CH	GRM39CH050C50PT	K22174206		
C 1244	AL. ELECTRO. CAP.	470uF	16V		RE3-16V471M	K40129066		
C 1246	CHIP CAP.	0.001uF	50V	B	GRM39B102M50PT	K22174809		
C 1247	TANTALUM CHIP CAP.	1uF	16V		TESVA1C105M1-8R	K78120009		
C 1248	CHIP CAP.	0.001uF	50V	B	GRM39B102M50PT	K22174809		
C 1249	TANTALUM CHIP CAP.	10uF	10V		TEMSVB21A106M-8R	K78100017		
C 1250	TANTALUM CHIP CAP.	10uF	10V		TEMSVB21A106M-8R	K78100017		
C 1251	CHIP CAP.	6pF	50V	CH	GRM40CH060D50PT	K22170207		
C 1252	CHIP CAP.	4pF	50V	CH	GRM40CH040C50PT	K22170205		
C 1253	CHIP CAP.	22pF	50V	CH	GRM39CH220J50PT	K22174219		
C 1254	CHIP CAP.	3pF	50V	CJ	GRM39CJ030C50PT	K22174204		
C 1257	CHIP CAP.	0.001uF	50V	B	GRM39B102M50PT	K22174809		
C 1258	CHIP CAP.	0.001uF	50V	B	GRM39B102M50PT	K22174809		
C 1260	CHIP CAP.	0.001uF	50V	B	GRM39B102M50PT	K22174809		
C 1262	CHIP CAP.	0.001uF	50V	B	GRM39B102M50PT	K22174809		
C 1263	CHIP CAP.	0.001uF	50V	B	GRM39B102M50PT	K22174809		
C 1264	CHIP CAP.	0.001uF	50V	B	GRM39B102M50PT	K22174809		
C 1265	CHIP CAP.	0.001uF	50V	B	GRM39B102M50PT	K22174809		
C 1266	CHIP CAP.	0.001uF	50V	B	GRM39B102M50PT	K22174809		
C 1267	CHIP CAP.	0.001uF	50V	B	GRM39B102M50PT	K22174809		
C 1268	CHIP CAP.	0.001uF	50V	B	GRM39B102M50PT	K22174809		
C 1269	CHIP CAP.	0.001uF	50V	B	GRM39B102M50PT	K22174809		
C 1271	CHIP CAP.	2pF	50V	CK	GRM40CK020C50PT	K22170203		
C 1272	CHIP CAP.	1pF	50V	CK	GRM40CK010C50PT	K22170202		
C 1278	CHIP CAP.	100pF	50V	CH	GRM39CH101J50PT	K22174235		
C 1279	TANTALUM CHIP CAP.	1uF	16V		TESVA1C105M1-8R	K78120009		
C 1280	TANTALUM CHIP CAP.	1uF	16V		TESVA1C105M1-8R	K78120009		
C 1281	TANTALUM CHIP CAP.	1uF	16V		TESVA1C105M1-8R	K78120009		
C 1282	CHIP CAP.	0.001uF	50V	B	GRM40B102M50PT	K22170805		
C 1284	CHIP CAP.	0.001uF	50V	B	GRM39B102M50PT	K22174809		
C 1285	CHIP CAP.	0.001uF	50V	B	GRM39B102M50PT	K22174809		
C 1287	TANTALUM CHIP CAP.	1uF	16V		TESVA1C105M1-8R	K78120009		

REF.	DESCRIPTION	VALUE	WV	TOL.	MFGR'S DESIG	YAESU P/N	VERS.	ADDR.
C 1288	TANTALUM CHIP CAP.	1uF	16V		TESVA1C105M1-8R	K78120009		
C 1289	CHIP CAP.	4pF	50V	CH	GRM39CH040C50PT	K22174205		
C 1290	CHIP CAP.	5pF	50V	CH	GRM39CH050C50PT	K22174206		
C 1291	CHIP CAP.	5pF	50V	CH	GRM39CH050C50PT	K22174206		
C 1292	CHIP CAP.	0.001uF	50V	B	GRM39B102M50PT	K22174809		
CF1001	CERAMIC FILTER				CFWM455E	H3900400		
CF1002	CERAMIC FILTER				CFWM455E	H3900400		
CV1001	HELICAL RESONATOR				HF-62H14 440M	L4020082		
CV1002	HELICAL RESONATOR				HF-63H21 440M	L4020081		
D 1001	DIODE				UM9415	G2090425		
D 1002	DIODE				1SS319 TE85R	G2070080		
D 1003	DIODE				1SS97	G2090118		
D 1004	DIODE				DAN235K T97	G2070082		
D 1005	DIODE				MI308	G2090337		
D 1006	DIODE				MI308	G2090337		
D 1007	DIODE				1S1555	G2015550		
D 1009	SURGE ABSORBER				P6KE18	Q9000534		
D 1010	DIODE				DAP202K T146	G2070180		
D 1011	DIODE				DAN235K T97	G2070082		
D 1012	DIODE				DAN202K T146	G2070182		
D 1013	DIODE				DAN202K T146	G2070182		
D 1014	DIODE				HSU277	G2070118		
D 1015	DIODE				HSU277	G2070118		
D 1016	DIODE				HSU277	G2070118		
D 1017	DIODE				1T362-T8	G2070102		
D 1018	DIODE				1T362-T8	G2070102		
D 1019	DIODE				1T362-T8	G2070102		
D 1020	DIODE				1T362-T8	G2070102		
D 1022	DIODE				DAN235K T97	G2070082		
D 1023	DIODE				ND487C1-3R	G2090247		
D 1024	DIODE				DAN235K T97	G2070082		
D 1025	DIODE				HSU277	G2070118		
D 1027	DIODE				DAN202U T106	G2070162		
D 1028	DIODE				DAN202U T106	G2070162		
J 1001	CONNECTOR				TMP-J01X-V6	P1090210		
J 1002	CONNECTOR				TMP-J01X-V6	P1090210		
J 1004	CONNECTOR				9110S-06	P1090672		
J 1005	CONNECTOR				5533-20APB	P1090746		
J 1006	CONNECTOR				5533-16APB	P1090561		
J 1007	CONNECTOR				9110S-06	P1090672		
L 1001	COIL				1. 5T3. 5D0. 6UEW R	L0021359A		
L 1002	COIL				1. 5T3. 5D0. 6UEW R	L0021359A		
L 1003	COIL				1. 5T3. 5D0. 6UEW R	L0021359A		
L 1004	COIL				2. 5T3. 5D0. 6UEW R	L0021817A		
L 1005	COIL				2. 5T3. 5D0. 6UEW R	L0021817A		
L 1006	COIL				2. 5T3. 5D0. 6UEW R	L0021817A		

REF.	DESCRIPTION	VALUE	WV	TOL.	MFGR'S DESIG	YAESU P/N	VERS.	ADDR.
L 1007	COIL				8. 5T3. 0DO. 5UEW R	L0020724A		
L 1008	COIL				1. 5T3. 5DO. 6UEW R	L0021359A		
L 1009	CHIP COIL	0. 018u			LQN2A18NM	L1690004		
L 1010	COIL				1. 5T3. 0DO. 6UEW R	L0021810A		
L 1011	CHIP COIL	0. 018u			LQN2A18NM	L1690004		
L 1012	CHIP COIL	0. 018u			LQN2A18NM	L1690004		
L 1013	CHIP COIL	0. 22uH			LQN2AR22K	L1690003		
L 1014	CHIP COIL	0. 22uH			LQN2AR22K	L1690003		
L 1015	CHIP COIL	3. 3uH			LQH3N3R3M02M00-	L1690081		
L 1016	CHIP COIL	3. 3uH			LQH3N3R3M02M00-	L1690081		
L 1017	CHIP COIL	3. 3uH			LQH3N3R3M02M00-	L1690081		
L 1018	CHIP COIL	0. 056uH			LQN2A56NM	L1690008		
L 1019	CHIP COIL	1. 0u			LQH3N1ROM02M00-	L1690075		
L 1020	CHIP COIL	1. 0u			LQH3N1ROM02M00-	L1690075		
L 1021	M. RFC	0. 082uH			LER015T082M	L1690197		
L 1022	M. RFC	0. 082uH			LER015T082M	L1690197		
L 1023	CHIP COIL	0. 056uH			LQN2A56NM	L1690008		
L 1024	CHIP COIL	0. 018u			LQN2A18NM	L1690004		
L 1025	M. RFC	0. 47uH			LER015TR47M	L1690115		
L 1026	M. RFC	0. 022uH			LER015T022M	L1690190		
L 1027	M. RFC	0. 022uH			LER015T022M	L1690190		
L 1028	M. RFC	0. 022uH			LER015T022M	L1690190		
L 1029	CHIP COIL	0. 018u			LQN2A18NM	L1690004		
L 1030	CHIP COIL	0. 018u			LQN2A18NM	L1690004		
L 1031	CHIP COIL	0. 018u			LQN2A18NM	L1690004		
L 1032	COIL				2. 5T3. 5DO. 8ACW R	L0020900A		
L 1033	M. RFC	0. 022uH			LER015T022M	L1690190		
L 1034	CHIP COIL	3. 3uH			LQH3N3R3M02M00-	L1690081		
Q 1001	IC				M57788MR	G1091122		c1
Q 1002	TRANSISTOR				2SC2407 (1)	G3090050		C2
Q 1003	TRANSISTOR				2SC3357-T2	G3333577		c2
Q 1004	TRANSISTOR				2SC4537 TR	G3345377		c3
Q 1005	TRANSISTOR				2SC4215Y TE85R	G3342157Y		c3
Q 1006	TRANSISTOR				2SB1134R	G3211340R		CD2
Q 1007	TRANSISTOR				DTA124EK T97	G3070030		d2
Q 1008	TRANSISTOR				2SB1134R	G3211340R		D2
Q 1009	TRANSISTOR				2SC4215Y TE85R	G3342157Y		e3
Q 1010	TRANSISTOR				2SC4215Y TE85R	G3342157Y		e3
Q 1011	TRANSISTOR				2SC2812L6-TA	G3328127F		d3
Q 1012	TRANSISTOR				2SC2812L6-TA	G3328127F		b4
Q 1013	TRANSISTOR				DTC124EK T97	G3070034		E3
Q 1014	TRANSISTOR				2SC2812L6-TA	G3328127F		E3
Q 1015	FET				3SK131-T2B V12	G4801317B		a3
Q 1016	FET				3SK136 IV TR	G4801367		b4
Q 1017	TRANSISTOR				2SC2620QBTR	G3326207B		a4
Q 1018	TRANSISTOR				2SC2620QBTR	G3326207B		c4
Q 1019	TRANSISTOR				DTC124EK T97	G3070034		d3
Q 1020	IC				M5223FP-72A	G1090990		d3
Q 1021	FET				SGM2006M-T8	G4070001		c3
Q 1022	TRANSISTOR				2SC2620QBTR	G3326207B		d3

3J-10

REF.	DESCRIPTION	VALUE	WV	TOL.	MFGR'S DESIG	YAESU P/N	VERS.	ADDR.
Q 1023	TRANSISTOR				2SC2620QBTR	G3326207B		A4
Q 1024	TRANSISTOR				2SC4537 TR	G3345377		E3
Q 1025	IC				LMF501T-2	G1091336		C4
Q 1026	IC				TDA2003	G1090769		A3
Q 1027	TRANSISTOR				2SC4537 TR	G3345377		b3
Q 1028	TRANSISTOR				IMD3 T108	G3070053		d3
Q 1029	TRANSISTOR				IMD3 T108	G3070053		d3
Q 1030	IC				UPC7808H	G1090294		A4
Q 1031	IC				UPC7805H	G1090299		A3
Q 1032	FET				3SK228XR-TR	G4802287		A3
Q 1033	FET				2SK1577	G3815777		b2
Q 1034	TRANSISTOR				DTC124EK T97	G3070034		d3
Q 1035	TRANSISTOR				DTC124EK T97	G3070034		d3
Q 1036	IC				M5223FP-72A	G1090990		e2
Q 1037	TRANSISTOR				DTC124EK T97	G3070034		e3
Q 1038	TRANSISTOR				DTC124EK T97	G3070034		d4
Q 1039	TRANSISTOR				DTC124EK T97	G3070034		d4
R 1002	CHIP RES.	6.8	1/4W		RMC1/4 6R8JATP	J24245689		
R 1003	CHIP RES.	100K	1/16W		RMC1/16 104JATP	J24185104		
R 1004	CHIP RES.	1K	1/10W		RMC1/10T 102J	J24205102		
R 1005	CHIP RES.	150	1/2W		RMC1/2 151JCTP	J24275151		
R 1006	CHIP RES.	10K	1/10W		RMC1/10T 103J	J24205103		
R 1007	CHIP RES.	47	1/16W		RMC1/16 470JATP	J24185470		
R 1008	CHIP RES.	1K	1/10W		RMC1/10T 102J	J24205102		
R 1009	CHIP RES.	220	1/16W		RMC1/16 221JATP	J24185221		
R 1010	CHIP RES.	2.2K	1/16W		RMC1/16 222JATP	J24185222		
R 1011	CHIP RES.	47	1/4W		RMC1/4 470JATP	J24245470		
R 1012	CHIP RES.	2.2K	1/16W		RMC1/16 222JATP	J24185222		
R 1013	CHIP RES.	22	1/10W		RMC1/10T 220J	J24205220		
R 1014	CHIP RES.	47	1/10W		RMC1/10T 470J	J24205470		
R 1015	CHIP RES.	2.2K	1/16W		RMC1/16 222JATP	J24185222		
R 1016	CHIP RES.	4.7K	1/16W		RMC1/16 472JATP	J24185472		
R 1017	CHIP RES.	220	1/16W		RMC1/16 221JATP	J24185221		
R 1019	CHIP RES.	15	1/16W		RMC1/16 150JATP	J24185150		
R 1020	CHIP RES.	100K	1/16W		RMC1/16 104JATP	J24185104		
R 1022	CHIP RES.	330	1/16W		RMC1/16 331JATP	J24185331		
R 1023	CHIP RES.	10K	1/16W		RMC1/16 103JATP	J24185103		
R 1027	CHIP RES.	68K	1/16W		RMC1/16 683JATP	J24185683		
R 1029	CHIP RES.	100	1/16W		RMC1/16 101JATP	J24185101		
R 1030	CHIP RES.	100K	1/16W		RMC1/16 104JATP	J24185104		
R 1031	CHIP RES.	15	1/16W		RMC1/16 150JATP	J24185150		
R 1033	CHIP RES.	15	1/16W		RMC1/16 150JATP	J24185150		
R 1034	CHIP RES.	220	1/16W		RMC1/16 221JATP	J24185221		
R 1036	CHIP RES.	15	1/16W		RMC1/16 150JATP	J24185150		
R 1037	CHIP RES.	2.2K	1/16W		RMC1/16 222JATP	J24185222		
R 1038	CHIP RES.	15	1/16W		RMC1/16 150JATP	J24185150		
R 1039	CHIP RES.	15	1/16W		RMC1/16 150JATP	J24185150		
R 1040	CHIP RES.	330	1/16W		RMC1/16 331JATP	J24185331		
R 1041	CHIP RES.	15	1/16W		RMC1/16 150JATP	J24185150		
R 1042	CHIP RES.	15	1/16W		RMC1/16 150JATP	J24185150		

REF.	DESCRIPTION	VALUE	WV	TOL.	MFGR'S DESIG	YAESU P/N	VERS.	ADDR.
R 1043	CHIP RES.	15	1/16W		RMC1/16 150JATP	J24185150		
R 1044	CHIP RES.	220	1/16W		RMC1/16 221JATP	J24185221		
R 1045	CHIP RES.	220	1/16W		RMC1/16 221JATP	J24185221		
R 1046	CHIP RES.	15	1/16W		RMC1/16 150JATP	J24185150		
R 1051	CHIP RES.	2. 2K	1/16W		RMC1/16 222JATP	J24185222		
R 1052	CHIP RES.	15	1/16W		RMC1/16 150JATP	J24185150		
R 1053	CHIP RES.	15	1/16W		RMC1/16 150JATP	J24185150		
R 1054	CHIP RES.	220	1/16W		RMC1/16 221JATP	J24185221		
R 1055	CHIP RES.	1M	1/16W		RMC1/16 105JATP	J24185105		
R 1056	CHIP RES.	100	1/16W		RMC1/16 101JATP	J24185101		
R 1057	CHIP RES.	15	1/16W		RMC1/16 150JATP	J24185150		
R 1059	CHIP RES.	330	1/16W		RMC1/16 331JATP	J24185331		
R 1060	CHIP RES.	220K	1/16W		RMC1/16 224JATP	J24185224		
R 1061	CHIP RES.	220K	1/16W		RMC1/16 224JATP	J24185224		
R 1062	CHIP RES.	1K	1/16W		RMC1/16 102JATP	J24185102		
R 1063	CHIP RES.	10K	1/16W		RMC1/16 103JATP	J24185103		
R 1064	CHIP RES.	4. 7K	1/16W		RMC1/16 472JATP	J24185472		
R 1065	CHIP RES.	100K	1/16W		RMC1/16 104JATP	J24185104		
R 1066	CHIP RES.	10K	1/16W		RMC1/16 103JATP	J24185103		
R 1067	CHIP RES.	47K	1/16W		RMC1/16 473JATP	J24185473		
R 1068	CHIP RES.	22K	1/16W		RMC1/16 223JATP	J24185223		
R 1069	CHIP RES.	2. 2K	1/16W		RMC1/16 222JATP	J24185222		
R 1070	CHIP RES.	100K	1/16W		RMC1/16 104JATP	J24185104		
R 1071	CHIP RES.	33K	1/16W		RMC1/16 333JATP	J24185333		
R 1072	CHIP RES.	1K	1/16W		RMC1/16 102JATP	J24185102		
R 1073	CHIP RES.	33K	1/16W		RMC1/16 333JATP	J24185333		
R 1074	CHIP RES.	100	1/16W		RMC1/16 101JATP	J24185101		
R 1076	CHIP RES.	3. 3K	1/16W		RMC1/16 332JATP	J24185332		
R 1077	CHIP RES.	220K	1/16W		RMC1/16 224JATP	J24185224		
R 1078	CHIP RES.	100K	1/16W		RMC1/16 104JATP	J24185104		
R 1079	CHIP RES.	100K	1/16W		RMC1/16 104JATP	J24185104		
R 1080	CHIP RES.	2. 2K	1/16W		RMC1/16 222JATP	J24185222		
R 1081	CHIP RES.	330	1/16W		RMC1/16 331JATP	J24185331		
R 1082	CHIP RES.	330	1/16W		RMC1/16 331JATP	J24185331		
R 1083	CHIP RES.	100	1/16W		RMC1/16 101JATP	J24185101		
R 1085	CHIP RES.	100	1/16W		RMC1/16 101JATP	J24185101		
R 1086	CHIP RES.	15	1/16W		RMC1/16 150JATP	J24185150		
R 1087	CHIP RES.	10K	1/16W		RMC1/16 103JATP	J24185103		
R 1088	CHIP RES.	10K	1/16W		RMC1/16 103JATP	J24185103		
R 1089	CHIP RES.	100K	1/16W		RMC1/16 104JATP	J24185104		
R 1090	CHIP RES.	10K	1/16W		RMC1/16 103JATP	J24185103		
R 1091	CHIP RES.	10K	1/16W		RMC1/16 103JATP	J24185103		
R 1092	CHIP RES.	4. 7K	1/16W		RMC1/16 472JATP	J24185472		
R 1093	CHIP RES.	10K	1/16W		RMC1/16 103JATP	J24185103		
R 1094	CHIP RES.	4. 7K	1/16W		RMC1/16 472JATP	J24185472		
R 1095	CHIP RES.	15	1/16W		RMC1/16 150JATP	J24185150		
R 1096	CHIP RES.	4. 7K	1/16W		RMC1/16 472JATP	J24185472		
R 1097	CHIP RES.	1M	1/16W		RMC1/16 105JATP	J24185105		
R 1098	CHIP RES.	220K	1/16W		RMC1/16 224JATP	J24185224		
R 1099	CHIP RES.	10K	1/16W		RMC1/16 103JATP	J24185103		
R 1100	CHIP RES.	2. 2K	1/16W		RMC1/16 222JATP	J24185222		

REF.	DESCRIPTION	VALUE	WV	TOL.	MFGR'S DESIG	YAESU P/N	VERS.	ADDR.
R 1101	CHIP RES.	10K	1/16W		RMC1/16 103JATP	J24185103		
R 1102	CHIP RES.	4. 7K	1/16W		RMC1/16 472JATP	J24185472		
R 1103	CHIP RES.	1K	1/16W		RMC1/16 102JATP	J24185102		
R 1104	CHIP RES.	220	1/16W		RMC1/16 221JATP	J24185221		
R 1105	CHIP RES.	330	1/16W		RMC1/16 331JATP	J24185331		
R 1106	CHIP RES.	100	1/16W		RMC1/16 101JATP	J24185101		
R 1109	CHIP RES.	4. 7K	1/16W		RMC1/16 472JATP	J24185472		
R 1110	CHIP RES.	4. 7K	1/16W		RMC1/16 472JATP	J24185472		
R 1111	CHIP RES.	1K	1/16W		RMC1/16 102JATP	J24185102		
R 1112	CHIP RES.	330	1/16W		RMC1/16 331JATP	J24185331		
R 1114	CHIP RES.	10K	1/16W		RMC1/16 103JATP	J24185103		
R 1115	CHIP RES.	100K	1/16W		RMC1/16 104JATP	J24185104		
R 1116	CHIP RES.	22K	1/16W		RMC1/16 223JATP	J24185223		
R 1117	CHIP RES.	100	1/16W		RMC1/16 101JATP	J24185101		
R 1118	CHIP RES.	100	1/16W		RMC1/16 101JATP	J24185101		
R 1119	CHIP RES.	22K	1/16W		RMC1/16 223JATP	J24185223		
R 1120	CHIP RES.	10K	1/16W		RMC1/16 103JATP	J24185103		
R 1121	CHIP RES.	100	1/16W		RMC1/16 101JATP	J24185101		
R 1122	CHIP RES.	47	1/16W		RMC1/16 470JATP	J24185470		
R 1123	CHIP RES.	10K	1/16W		RMC1/16 103JATP	J24185103		
R 1124	CHIP RES.	1K	1/16W		RMC1/16 102JATP	J24185102		
R 1125	CHIP RES.	10K	1/16W		RMC1/16 103JATP	J24185103		
R 1126	CHIP RES.	4. 7K	1/16W		RMC1/16 472JATP	J24185472		
R 1127	CHIP RES.	100K	1/16W		RMC1/16 104JATP	J24185104		
R 1128	CHIP RES.	220K	1/16W		RMC1/16 224JATP	J24185224		
R 1129	CHIP RES.	180K	1/16W		RMC1/16 184JATP	J24185184		
R 1130	CHIP RES.	15K	1/16W		RMC1/16 153JATP	J24185153		
R 1131	CHIP RES.	220	1/4W		RMC1/4 221JATP	J24245221		
R 1132	CHIP RES.	2. 2K	1/16W		RMC1/16 222JATP	J24185222		
R 1134	CHIP RES.	1	1W		RMC1 1R0JTE	J24305010		
R 1135	CHIP RES.	10	1/10W		RMC1/10T 100J	J24205100		
R 1136	CHIP RES.	2. 2K	1/16W		RMC1/16 222JATP	J24185222		
R 1137	CHIP RES.	4. 7K	1/16W		RMC1/16 472JATP	J24185472		
R 1138	CHIP RES.	2. 2K	1/16W		RMC1/16 222JATP	J24185222		
R 1139	CHIP RES.	6. 8	1/4W		RMC1/4 6R8JATP	J24245689		
R 1140	CHIP RES.	10K	1/16W		RMC1/16 103JATP	J24185103		
R 1141	CHIP RES.	220K	1/16W		RMC1/16 224JATP	J24185224		
R 1142	CHIP RES.	1K	1/16W		RMC1/16 102JATP	J24185102		
R 1143	CHIP RES.	220K	1/16W		RMC1/16 224JATP	J24185224		
R 1144	CHIP RES.	1. 2K	1/16W		RMC1/16 122JATP	J24185122		
R 1145	CHIP RES.	22K	1/16W		RMC1/16 223JATP	J24185223		
R 1146	CHIP RES.	47	1/2W		RMC1/2 470JCTP	J24275470		
R 1147	CHIP RES.	470	1/2W		RMC1/2 471JCTP	J24275471		
R 1148	CHIP RES.	560	1/16W		RMC1/16 561JATP	J24185561		
R 1150	CHIP RES.	100	1/16W		RMC1/16 101JATP	J24185101		
R 1151	CHIP RES.	100	1/16W		RMC1/16 101JATP	J24185101		
R 1152	CHIP RES.	100	1/16W		RMC1/16 101JATP	J24185101		
R 1154	CHIP RES.	8. 2K	1/16W		RMC1/16 822JATP	J24185822		
R 1155	CHIP RES.	1. 2K	1/16W		RMC1/16 122JATP	J24185122		
R 1156	CHIP RES.	100K	1/16W		RMC1/16 104JATP	J24185104		
R 1157	CHIP RES.	4. 7K	1/16W		RMC1/16 472JATP	J24185472		

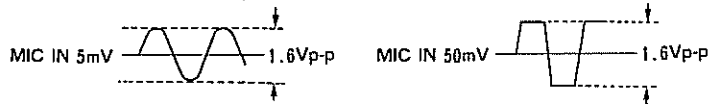
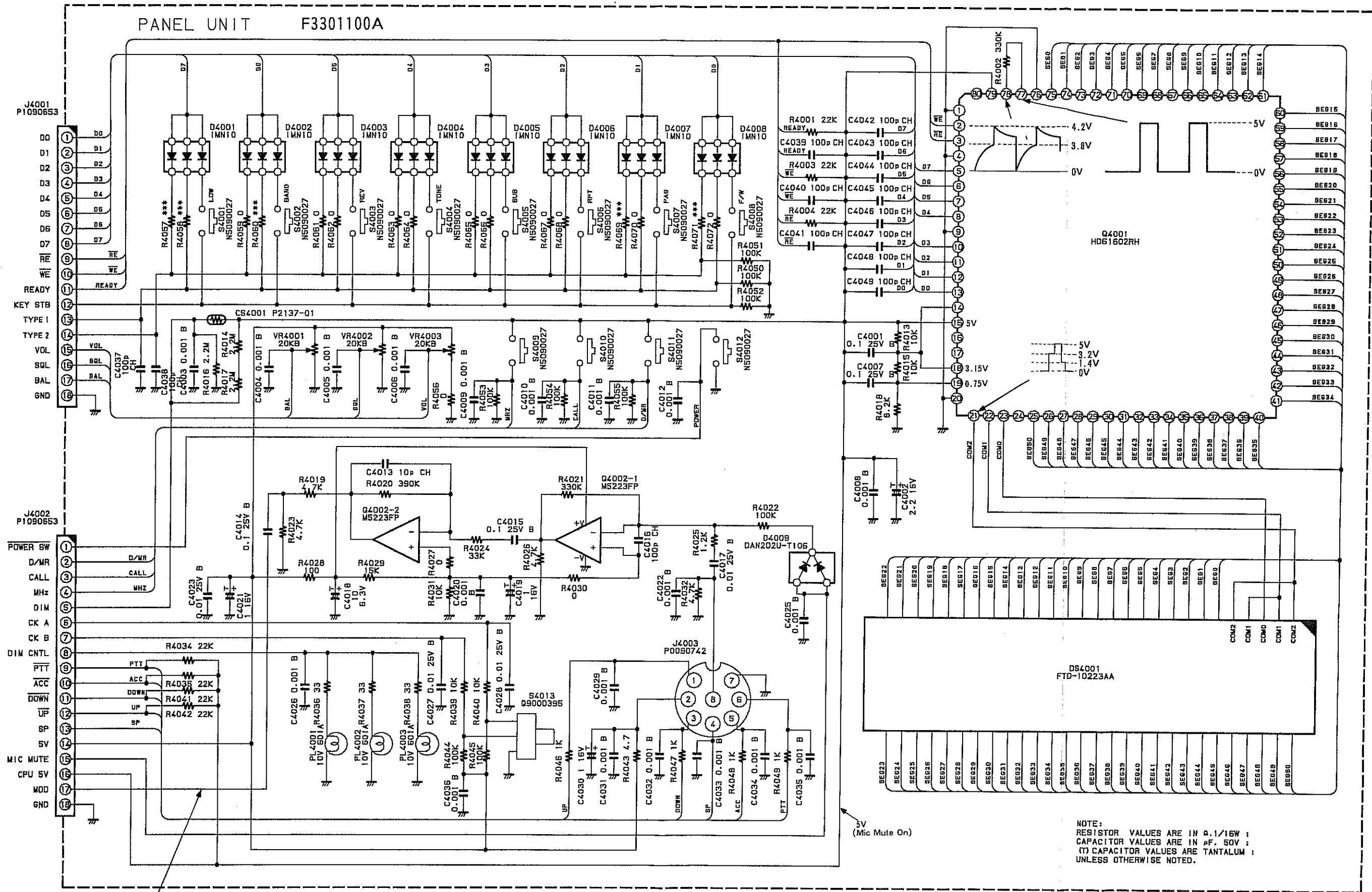
REF.	DESCRIPTION	VALUE	WV	TOL.	MFR'S DESIG	YAESU P/N	VERS.	ADDR.
R 1158	CHIP RES.	22K	1/16W		RMC1/16 223JATP	J24185223		
R 1159	CHIP RES.	47	1/16W		RMC1/16 470JATP	J24185470		
R 1160	CHIP RES.	10K	1/16W		RMC1/16 103JATP	J24185103		
R 1162	CHIP RES.	15K	1/10W		RMC1/10T 153J	J24205153		
R 1163	CHIP RES.	100K	1/16W		RMC1/16 104JATP	J24185104		
R 1164	CHIP RES.	100K	1/16W		RMC1/16 104JATP	J24185104		
R 1165	CHIP RES.	100K	1/16W		RMC1/16 104JATP	J24185104		
R 1166	CHIP RES.	100K	1/16W		RMC1/16 104JATP	J24185104		
R 1167	CHIP RES.	15	1/16W		RMC1/16 150JATP	J24185150		
R 1168	CHIP RES.	15	1/16W		RMC1/16 150JATP	J24185150		
R 1169	CHIP RES.	15	1/16W		RMC1/16 150JATP	J24185150		
R 1170	CHIP RES.	15	1/16W		RMC1/16 150JATP	J24185150		
R 1172	CHIP RES.	2.2K	1/16W		RMC1/16 222JATP	J24185222		
R 1173	CHIP RES.	330	1/16W		RMC1/16 331JATP	J24185331		
R 1174	CHIP RES.	330	1/16W		RMC1/16 331JATP	J24185331		
R 1175	CHIP RES.	470	1/16W		RMC1/16 471JATP	J24185471		
R 1178	CHIP RES.	10K	1/16W		RMC1/16 103JATP	J24185103		
R 1179	CHIP RES.	10K	1/16W		RMC1/16 103JATP	J24185103		
R 1180	CHIP RES.	220	1/10W		RMC1/10T 221J	J24205221		
R 1181	CHIP RES.	220	1/10W		RMC1/10T 221J	J24205221		
R 1182	CHIP RES.	1K	1/16W		RMC1/16 102JATP	J24185102		
R 1183	CHIP RES.	15	1/16W		RMC1/16 150JATP	J24185150		
R 1184	CHIP RES.	15	1/16W		RMC1/16 150JATP	J24185150		
R 1185	CHIP RES.	47	1/10W		RMC1/10T 470J	J24205470		
R 1186	CHIP RES.	100	1/10W		RMC1/10T 101J	J24205101		
T 1001	COIL				145M R12-L044X	L0022067		
T 1002	COIL				145M R12-L044X	L0022067		
T 1003	COIL				145M R12-L044X	L0022067		
T 1004	COIL				- CP22	L0022008		
T 1005	COIL				145M R12-L044X	L0022067		
T 1006	COIL				145M R12-L044X	L0022067		
T 1007	CHIP TRANS				CS-5 2276-201	L0021913		
T 1008	COIL				100M KE-06989	L0022191		
T 1009	COIL				292M KE-06981	L0022190		
T 1010	COIL				CP22	L0021718		
T 1011	COIL				CP22	L0021718		
TC1001	TRIMMER CAP.	20p			ECR-JA020E12X	K91000151		
TC1003	TRIMMER CAP.	3pF			ECR-JA003A12X	K91000178		
TP1002	TP-E/				TP-E/MS-60124	Q5000016		
TP1003	TP-R				TP-R IPS-1110	Q5000101		
TP1004	TP-R				TP-R IPS-1110	Q5000101		
VR1001	POT.	220			EVM-7JS-X30-BE2	J51788221		
VR1002	POT.	47K			EVM-7JS-X30-BQ4	J51788473		
VR1003	POT.	47K			EVM-7JS-X30-BQ4	J51788473		
VR1006	POT.	22K			EVM-7JS-X30-BE4	J51788223		
VR1007	POT.	100K			EVM-7JS-X30-B15	J51788104		



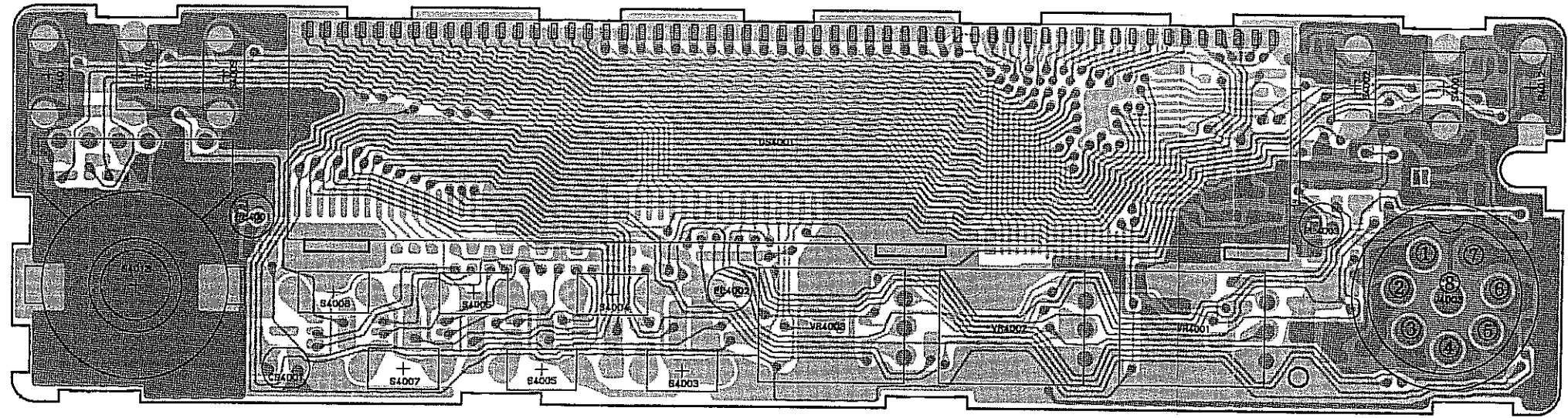
REF.	DESCRIPTION	VALUE	WV	TOL.	MFGR'S DESIG	YAESU P/N	VERS.	ADDR.
X 1001	XTAL	12.800MHZ				H0102912		
X 1002	XTAL	21.245MHZ				H0102966		
X 1003	XTAL	17.245MHZ				H0102986		
X 1004	XTAL	97.333MHZ				H0103049		
XF1001	XTAL FILTER				17T15BU	H1102186		
XF1002	XTAL FILTER				21R15BU	H1102204		
	XTAL HOLDER (5 pcs)					R3129530		



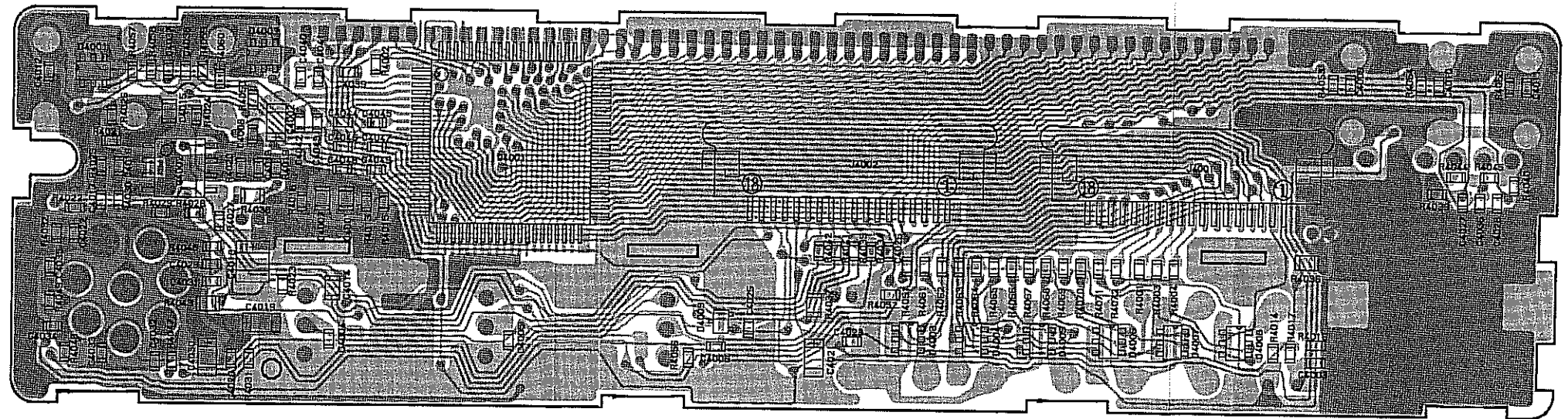
PANEL UNIT F3301100A



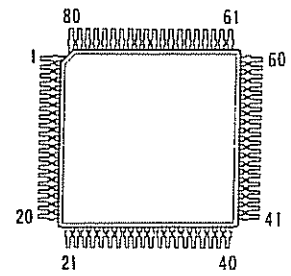




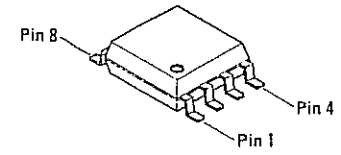
component side



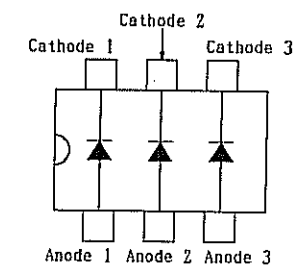
chip-only side



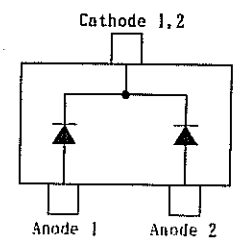
HD61602RH  
(Q4001)



M5223FP  
(Q4002)



IMN10(N10)  
(D4001, 4002, 4003, 4004,  
4005, 4006, 4007, 4008)



DAN202U(N)  
(D4009)



REF.	DESCRIPTION	VALUE	WV	TOL.	MFGR'S DESIG	YAESU P/N	VERS.	ADDR.
*** PANEL UNIT ***								
	PCB With Components					CA0705004	A1	
	PCB With Components					CA0705005	A2	
	PCB With Components					CA0705006	A2	(USA)
	PCB With Components					CA0705007	A3	
	PCB With Components					CA0705008	B1	
	PCB With Components					CA0705009	B2	
	PCB With Components					CA0705010	B3	
	PCB With Components					CA0705011	C1	
	PCB With Components					CA0705012	C2	
	PCB With Components					CA0705013	C3	
	PCB With Components					CA0705014	D	
	PCB With Components					CA0705015	H1	
	PCB With Components					CA0705016	H2	
	PCB With Components					CA0705017	H3	
	PCB With Components					CA0705018	B4	
	PCB With Components					CA0705019	B5	
	PCB With Components					CA0705020	C4	
	PCB With Components					CA0705021	C5	
	PCB With Components					CA0705022	H4	
	PCB With Components					CA0705023	H5	
	Printed Circuit Board					F3301100A		
C 4001	CHIP CAP.	0.1uF	25V	B	GRM40B104M25PT	K22140811		
C 4002	TANTALUM CHIP CAP.	2.2uF	16V		TEMSVA1C225M-8R	K78120015		
C 4003	CHIP CAP.	0.001uF	50V	B	GRM39B102M50PT	K22174809		
C 4004	CHIP CAP.	0.001uF	50V	B	GRM39B102M50PT	K22174809		
C 4005	CHIP CAP.	0.001uF	50V	B	GRM39B102M50PT	K22174809		
C 4006	CHIP CAP.	0.001uF	50V	B	GRM39B102M50PT	K22174809		
C 4007	CHIP CAP.	0.1uF	25V	B	GRM40B104M25PT	K22140811		
C 4008	CHIP CAP.	0.001uF	50V	B	GRM39B102M50PT	K22174809		
C 4009	CHIP CAP.	0.001uF	50V	B	GRM39B102M50PT	K22174809		
C 4010	CHIP CAP.	0.001uF	50V	B	GRM39B102M50PT	K22174809		
C 4011	CHIP CAP.	0.001uF	50V	B	GRM39B102M50PT	K22174809		
C 4012	CHIP CAP.	0.001uF	50V	B	GRM39B102M50PT	K22174809		
C 4013	CHIP CAP.	10pF	50V	CH	GRM39CH100D50PT	K22174211		
C 4014	CHIP CAP.	0.1uF	25V	B	GRM40B104M25PT	K22140811		
C 4015	CHIP CAP.	0.1uF	25V	B	GRM40B104M25PT	K22140811		
C 4016	CHIP CAP.	100pF	50V	CH	GRM39CH101J50PT	K22174235		
C 4017	CHIP CAP.	0.01uF	25V	B	GRM39B103K25PT	K22144803		
C 4018	TANTALUM CHIP CAP.	10uF	6.3V		TEMSVB20J106M-8R	K78080019		
C 4019	TANTALUM CHIP CAP.	1uF	16V		TESVA1C105M1-8R	K78120009		
C 4020	CHIP CAP.	0.001uF	50V	B	GRM39B102M50PT	K22174809		
C 4021	TANTALUM CHIP CAP.	1uF	16V		TESVA1C105M1-8R	K78120009		
C 4022	CHIP CAP.	0.001uF	50V	B	GRM39B102M50PT	K22174809		
C 4023	CHIP CAP.	0.01uF	25V	B	GRM39B103K25PT	K22144803		
C 4025	CHIP CAP.	0.001uF	50V	B	GRM39B102M50PT	K22174809		
C 4026	CHIP CAP.	0.001uF	50V	B	GRM39B102M50PT	K22174809		
C 4027	CHIP CAP.	0.01uF	25V	B	GRM39B103K25PT	K22144803		

REF.	DESCRIPTION	VALUE	WV	TOL.	MFGR'S DESIG	YAESU P/N	VERS.	ADDR.
C 4028	CHIP CAP.	0.01uF	25V	B	GRM39B103K25PT	K22144803		
C 4029	CHIP CAP.	0.001uF	50V	B	GRM39B102M50PT	K22174809		
C 4030	TANTALUM CHIP CAP.	1uF	16V		TESVA1C105M1-8R	K78120009		
C 4031	CHIP CAP.	0.001uF	50V	B	GRM39B102M50PT	K22174809		
C 4032	CHIP CAP.	0.001uF	50V	B	GRM39B102M50PT	K22174809		
C 4033	CHIP CAP.	0.001uF	50V	B	GRM39B102M50PT	K22174809		
C 4034	CHIP CAP.	0.001uF	50V	B	GRM39B102M50PT	K22174809		
C 4035	CHIP CAP.	0.001uF	50V	B	GRM39B102M50PT	K22174809		
C 4036	CHIP CAP.	0.001uF	50V	B	GRM39B102M50PT	K22174809		
C 4037	CHIP CAP.	100pF	50V	CH	GRM39CH101J50PT	K22174235		
C 4038	CHIP CAP.	100pF	50V	CH	GRM39CH101J50PT	K22174235		
C 4039	CHIP CAP.	100pF	50V	CH	GRM39CH101J50PT	K22174235		
C 4040	CHIP CAP.	100pF	50V	CH	GRM39CH101J50PT	K22174235		
C 4041	CHIP CAP.	100pF	50V	CH	GRM39CH101J50PT	K22174235		
C 4042	CHIP CAP.	100pF	50V	CH	GRM39CH101J50PT	K22174235		
C 4043	CHIP CAP.	100pF	50V	CH	GRM39CH101J50PT	K22174235		
C 4044	CHIP CAP.	100pF	50V	CH	GRM39CH101J50PT	K22174235		
C 4045	CHIP CAP.	100pF	50V	CH	GRM39CH101J50PT	K22174235		
C 4046	CHIP CAP.	100pF	50V	CH	GRM39CH101J50PT	K22174235		
C 4047	CHIP CAP.	100pF	50V	CH	GRM39CH101J50PT	K22174235		
C 4048	CHIP CAP.	100pF	50V	CH	GRM39CH101J50PT	K22174235		
C 4049	CHIP CAP.	100pF	50V	CH	GRM39CH101J50PT	K22174235		
CS4001	CDS P2137-01				P2137-01	G9090056		
D 4001	DIODE				IMN10 T108	G2070078		
D 4002	DIODE				IMN10 T108	G2070078		
D 4003	DIODE				IMN10 T108	G2070078		
D 4004	DIODE				IMN10 T108	G2070078		
D 4005	DIODE				IMN10 T108	G2070078		
D 4006	DIODE				IMN10 T108	G2070078		
D 4007	DIODE				IMN10 T108	G2070078		
D 4008	DIODE				IMN10 T108	G2070078		
D 4009	DIODE				DAN202U T106	G2070162		
DS4001	LCD				FTD-8E51ABK	G6090088		
J 4001	CONNECTOR				00 6200 187 032 800	P1090653		
J 4002	CONNECTOR				00 6200 187 032 800	P1090653		
J 4003	CONNECTOR				FM214-8SMPT-1	P0090742		
PL4001	LAMP		60mA		T-3 10V 60MA	Q1000078		
PL4002	LAMP		60mA		T-3 10V 60MA	Q1000078		
PL4003	LAMP		60mA		T-3 10V 60MA	Q1000078		
Q 4001	IC				HD61602RH	G1091135		
Q 4002	IC				M5223FP-72A	G1090990		
R 4001	CHIP RES.	22K	1/16W		RMC1/16 223JATP	J24185223		
R 4002	CHIP RES.	330K	1/16W		RMC1/16 334JATP	J24185334		
R 4003	CHIP RES.	22K	1/16W		RMC1/16 223JATP	J24185223		

3K-6


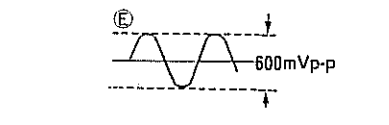
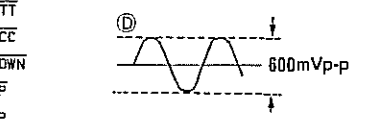
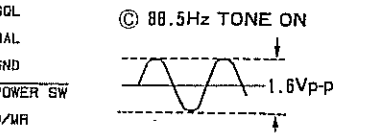
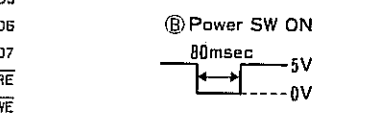
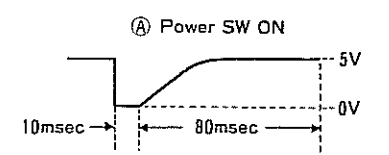
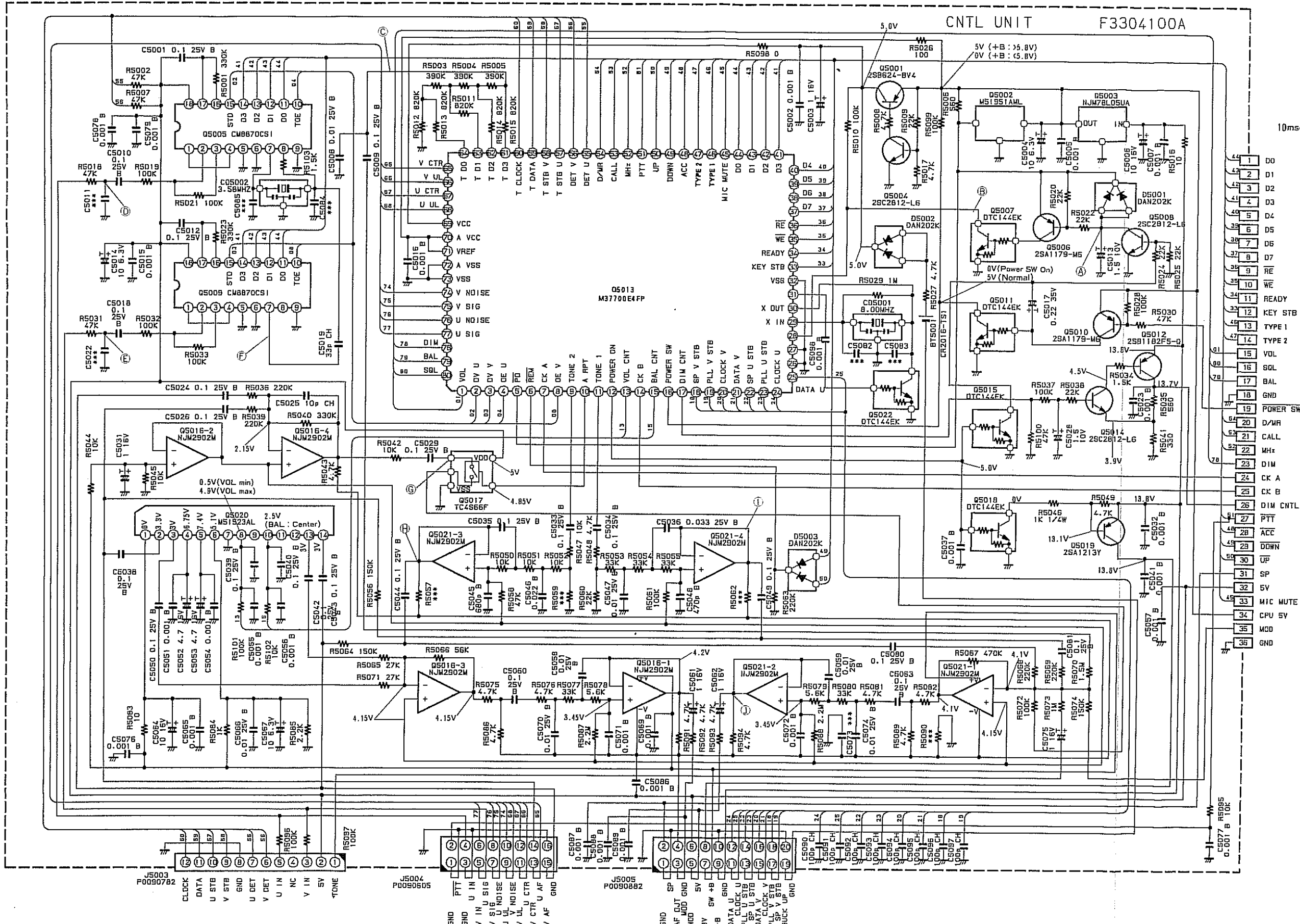


REF.	DESCRIPTION	VALUE	WV	TOL.	MFGR'S DESIG	YAESU P/N	VERS.	ADDR.
R 4004	CHIP RES.	22K	1/16W		RMC1/16 223JATP	J24185223		
R 4013	CHIP RES.	10K	1/16W		RMC1/16 103JATP	J24185103		
R 4014	CHIP RES.	2. 2M	1/16W		RMC1/16 225JATP	J24185225		
R 4015	CHIP RES.	10K	1/16W		RMC1/16 103JATP	J24185103		
R 4016	CHIP RES.	2. 2M	1/16W		RMC1/16 225JATP	J24185225		
R 4017	CHIP RES.	2. 2M	1/16W		RMC1/16 225JATP	J24185225		
R 4018	CHIP RES.	8. 2K	1/16W		RMC1/16 822JATP	J24185822		
R 4019	CHIP RES.	4. 7K	1/16W		RMC1/16 472JATP	J24185472		
R 4020	CHIP RES.	390K	1/16W		RMC1/16 394JATP	J24185394		
R 4021	CHIP RES.	330K	1/16W		RMC1/16 334JATP	J24185334		
R 4022	CHIP RES.	100K	1/16W		RMC1/16 104JATP	J24185104		
R 4023	CHIP RES.	4. 7K	1/16W		RMC1/16 472JATP	J24185472		
R 4024	CHIP RES.	33K	1/16W		RMC1/16 333JATP	J24185333		
R 4025	CHIP RES.	1. 2K	1/16W		RMC1/16 122JATP	J24185122		
R 4026	CHIP RES.	4. 7K	1/16W		RMC1/16 472JATP	J24185472		
R 4027	CHIP RES.	0	1/16W		RMC1/16 000JATP	J24185000		
R 4028	CHIP RES.	100	1/16W		RMC1/16 101JATP	J24185101		
R 4029	CHIP RES.	15K	1/16W		RMC1/16 153JATP	J24185153		
R 4030	CHIP RES.	0	1/16W		RMC1/16 000JATP	J24185000		
R 4031	CHIP RES.	10K	1/16W		RMC1/16 103JATP	J24185103		
R 4032	CHIP RES.	4. 7K	1/16W		RMC1/16 472JATP	J24185472		
R 4034	CHIP RES.	22K	1/16W		RMC1/16 223JATP	J24185223		
R 4035	CHIP RES.	22K	1/16W		RMC1/16 223JATP	J24185223		
R 4036	CHIP RES.	33	1/10W		RMC1/10T 330J	J24205330		
R 4037	CHIP RES.	33	1/10W		RMC1/10T 330J	J24205330		
R 4038	CHIP RES.	33	1/10W		RMC1/10T 330J	J24205330		
R 4039	CHIP RES.	10K	1/16W		RMC1/16 103JATP	J24185103		
R 4040	CHIP RES.	10K	1/16W		RMC1/16 103JATP	J24185103		
R 4041	CHIP RES.	22K	1/16W		RMC1/16 223JATP	J24185223		
R 4042	CHIP RES.	22K	1/16W		RMC1/16 223JATP	J24185223		
R 4043	CHIP RES.	4. 7	1/10W		RMC1/10T 4R7J	J24205479		
R 4044	CHIP RES.	100K	1/16W		RMC1/16 104JATP	J24185104		
R 4045	CHIP RES.	100K	1/16W		RMC1/16 104JATP	J24185104		
R 4046	CHIP RES.	1K	1/16W		RMC1/16 102JATP	J24185102		
R 4047	CHIP RES.	1K	1/16W		RMC1/16 102JATP	J24185102		
R 4048	CHIP RES.	1K	1/16W		RMC1/16 102JATP	J24185102		
R 4049	CHIP RES.	1K	1/16W		RMC1/16 102JATP	J24185102		
R 4050	CHIP RES.	100K	1/16W		RMC1/16 104JATP	J24185104		
R 4051	CHIP RES.	100K	1/16W		RMC1/16 104JATP	J24185104		
R 4052	CHIP RES.	100K	1/16W		RMC1/16 104JATP	J24185104		
R 4053	CHIP RES.	100K	1/16W		RMC1/16 104JATP	J24185104		
R 4054	CHIP RES.	100K	1/16W		RMC1/16 104JATP	J24185104		
R 4055	CHIP RES.	100K	1/16W		RMC1/16 104JATP	J24185104		
R 4056	CHIP RES.	0	1/16W		RMC1/16 000JATP	J24185000		
S 4001	TACT SWITCH				SKHLAB	N5090027		
S 4002	TACT SWITCH				SKHLAB	N5090027		
S 4003	TACT SWITCH				SKHLAB	N5090027		
S 4004	TACT SWITCH				SKHLAB	N5090027		
S 4005	TACT SWITCH				SKHLAB	N5090027		
S 4006	TACT SWITCH				SKHLAB	N5090027		

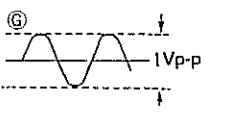
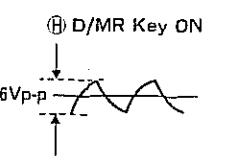
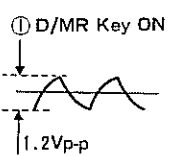
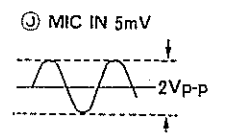
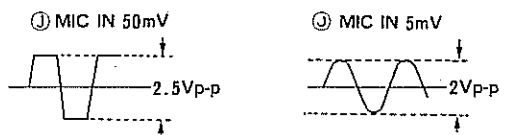
REF.	DESCRIPTION	VALUE	WV	TOL.	MFGR'S DESIG	YAESU P/N	VERS.	ADDR.
S 4007	TACT SWITCH				SKHLAB	N5090027		
S 4008	TACT SWITCH				SKHLAB	N5090027		
S 4009	TACT SWITCH				SKHLAB	N5090027		
S 4010	TACT SWITCH				SKHLAB	N5090027		
S 4011	TACT SWITCH				SKHLAB	N5090027		
S 4012	TACT SWITCH				SKHLAB	N5090027		
S 4013	ROTARY ENCODER				EVQ-WWNF1524B	Q9000395		
VR4001	POT.	20KB			K091COG05	J60800171		
VR4002	POT.	20KB			RK09K1130	J60800143		
VR4003	POT.	20KB			RK09K1130	J60800143		
	LED SPACER					S6000242		
	METAL HOLDER					R0138710		
	SPONGE RUBBER					R7118750		
	SHEET					R7138420		
	RUBBER CONDUCTOR					S2000033		
	LAMP GUIDE					R3136521		
	REFLECTOR					R7140061		

3K-8

CNTL UNIT F3304100A

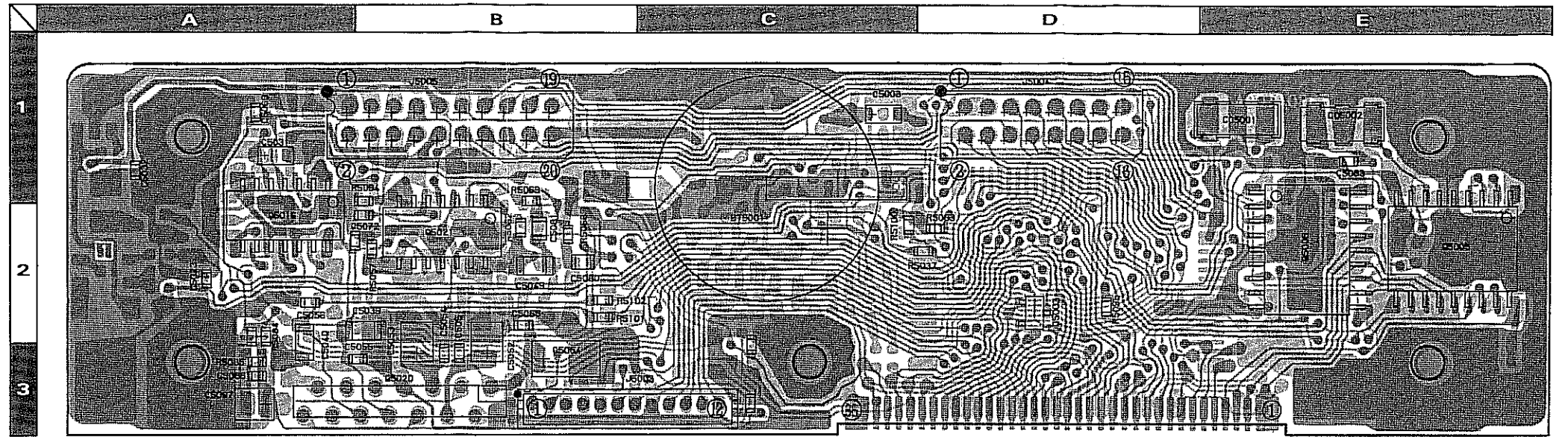
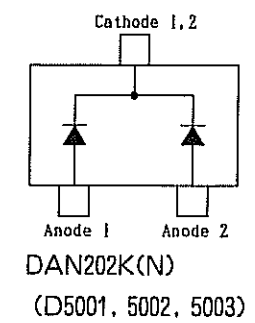
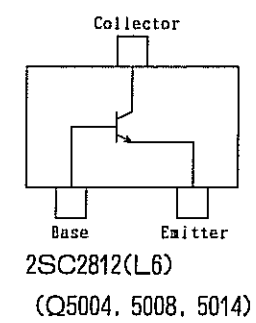
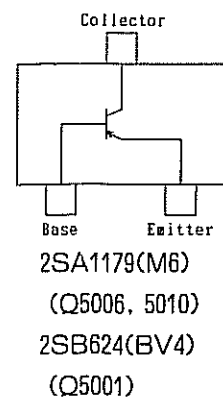
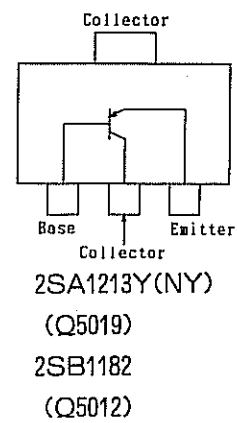
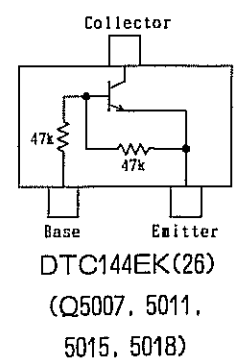
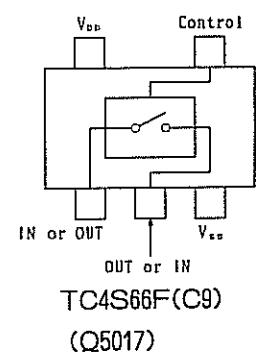
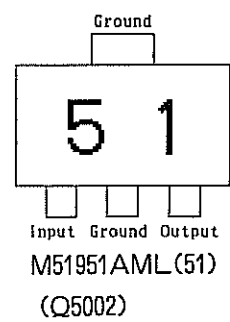
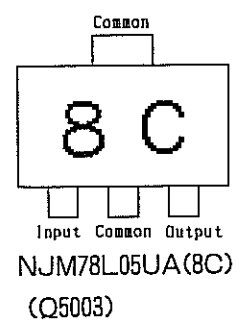
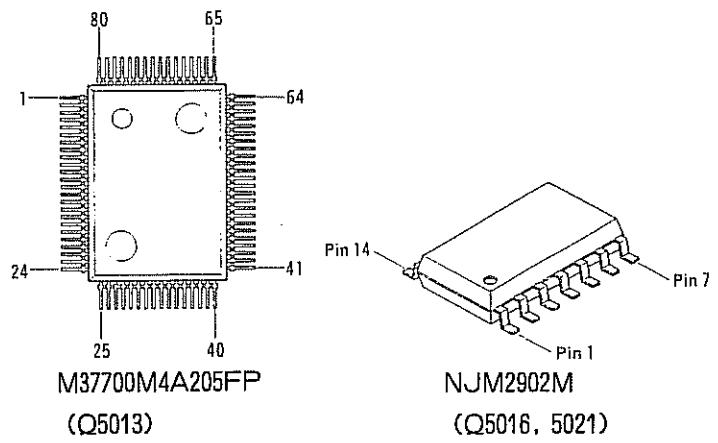
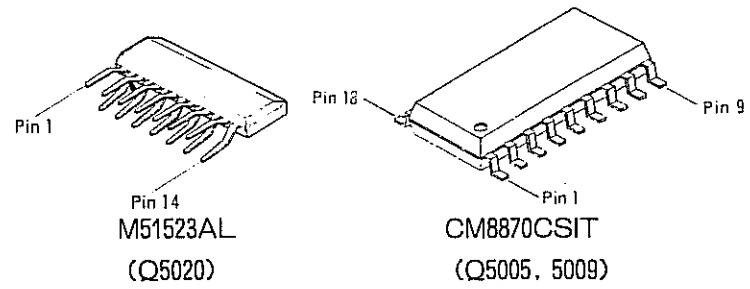


- 1 D0
- 2 D1
- 3 D2
- 4 D3
- 5 D4
- 6 D5
- 7 D6
- 8 D7
- 9 RE
- 10 WE
- 11 READY
- 12 KEY STB
- 13 TYPE 1
- 14 TYPE 2
- 15 VOL
- 16 SGL
- 17 BAL
- 18 GND
- 19 POWER SW
- 20 D/MR
- 21 CALL
- 22 MHz
- 23 DIM
- 24 CK A
- 25 CK B
- 26 DIM CNTL
- 27 PTT
- 28 ACC
- 29 DOWN
- 30 UP
- 31 SP
- 32 5V
- 33 MIC MUTE
- 34 CPU 5V
- 35 MOD
- 36 GND

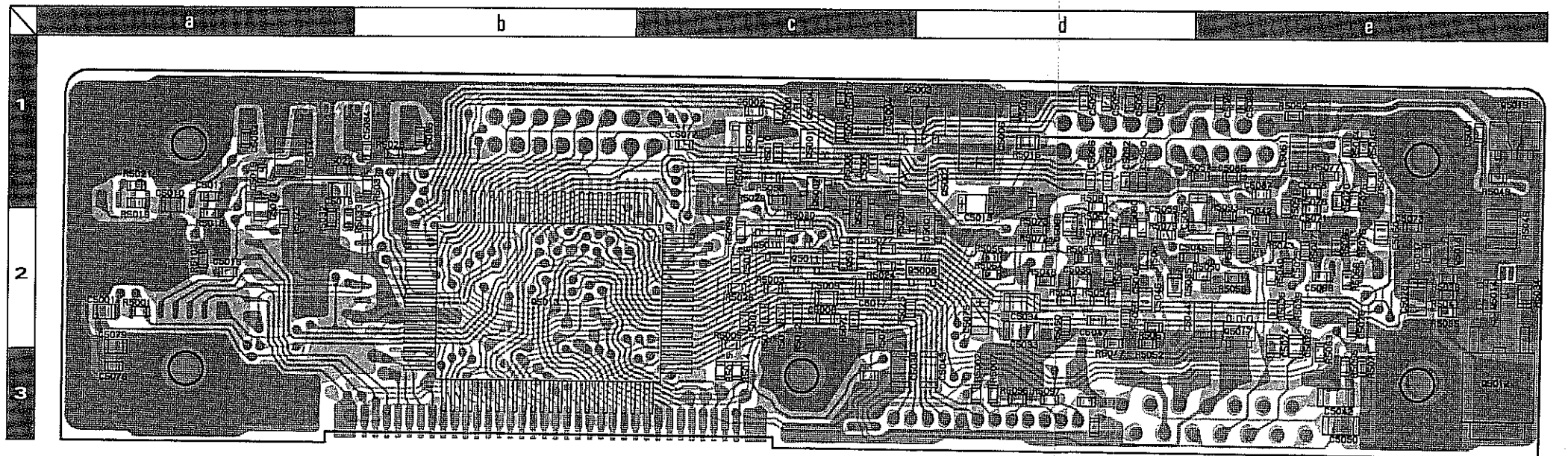


367





component side



chip-only side



REF.	DESCRIPTION	VALUE	WV	TOL.	MFGR'S DESIG	YAESU P/N	VERS.	ADDR.
*** CNTL UNIT ***								
	PCB With Components					CA0706004	A1	
	PCB With Components					CA0706005	A2	
	PCB With Components					CA0706006	A3	
	PCB With Components					CA0706007	B1	
	PCB With Components					CA0706008	B2	
	PCB With Components					CA0706009	B3	
	PCB With Components					CA0706010	C1	
	PCB With Components					CA0706011	C2	
	PCB With Components					CA0706012	C3	
	PCB With Components					CA0706013	D	
	PCB With Components					CA0706014	H1	
	PCB With Components					CA0706015	H2	
	PCB With Components					CA0706016	H3	
	PCB With Components					CA0706017	B4	
	PCB With Components					CA0706018	B5	
	PCB With Components					CA0706019	C4	
	PCB With Components					CA0706020	C5	
	PCB With Components					CA0706021	H4	
	PCB With Components					CA0706022	H5	
	Printed Circuit Board					F3304100A		
BT5001	LITHIUM BATTERY				CR2016-TS1	Q9000552		
C 5001	CHIP CAP.	0.1uF	25V	B	GRM40B104M25PT	K22140811		
C 5002	CHIP CAP.	0.001uF	50V	B	GRM39B102M50PT	K22174809		
C 5003	TANTALUM CHIP CAP.	1uF	16V		TESVA1C105M1-8R	K78120009		
C 5004	TANTALUM CHIP CAP.	10uF	6.3V		TEMSVB20J106M-8R	K78080019		
C 5005	CHIP CAP.	0.001uF	50V	B	GRM39B102M50PT	K22174809		
C 5006	TANTALUM CHIP CAP.	10uF	16V		TESVC1C106M12R	K78120011		
C 5007	CHIP CAP.	0.001uF	50V	B	GRM39B102M50PT	K22174809		
C 5008	CHIP CAP.	0.0047uF	50V	B	GRM39B472M50PT	K22174817		
C 5009	CHIP CAP.	0.1uF	25V	B	GRM40B104M25PT	K22140811		
C 5010	CHIP CAP.	0.1uF	25V	B	GRM40B104M25PT	K22140811		
C 5012	CHIP CAP.	0.1uF	25V	B	GRM40B104M25PT	K22140811		
C 5013	TANTALUM CHIP CAP.	1.5	10V		TESVA1A155M1-8R	K78100009		
C 5014	TANTALUM CHIP CAP.	10uF	6.3V		TEMSVB20J106M-8R	K78080019		
C 5015	CHIP CAP.	0.001uF	50V	B	GRM39B102M50PT	K22174809		
C 5016	CHIP CAP.	0.001uF	50V	B	GRM39B102M50PT	K22174809		
C 5017	TANTALUM CHIP CAP.	0.22uF	35V		TESVA1V224M1-8R	K78160027		
C 5018	CHIP CAP.	0.1uF	25V	B	GRM40B104M25PT	K22140811		
C 5019	CHIP CAP.	33pF	50V	CH	GRM39CH330J50PT	K22174223		
C 5023	CHIP CAP.	0.001uF	50V	B	GRM39B102M50PT	K22174809		
C 5024	CHIP CAP.	0.1uF	25V	B	GRM40B104M25PT	K22140811		
C 5025	CHIP CAP.	10pF	50V	CH	GRM39CH100D50PT	K22174211		
C 5026	CHIP CAP.	0.1uF	25V	B	GRM40B104M25PT	K22140811		
C 5028	TANTALUM CHIP CAP.	1.5	10V		TESVA1A155M1-8R	K78100009		
C 5029	CHIP CAP.	0.1uF	25V	B	GRM40B104M25PT	K22140811		
C 5031	TANTALUM CHIP CAP.	1uF	16V		TESVA1C105M1-8R	K78120009		

3L-5

REF.	DESCRIPTION	VALUE	WV	TOL.	MFGR'S DESIG	YAESU P/N	VERS.	ADDR.
C 5032	CHIP CAP.	0.001uF	50V	B	GRM39B102M50PT	K22174809		
C 5033	CHIP CAP.	0.1uF	25V	B	GRM42-6B104M25PT	K22141809		
C 5034	CHIP CAP.	0.1uF	25V	B	GRM42-6B104M25PT	K22141809		
C 5035	CHIP CAP.	0.1uF	25V	B	GRM40B104M25PT	K22140811		
C 5036	CHIP CAP.	0.033uF	25V	B	GRM40B333M25PT	K22140810		
C 5037	CHIP CAP.	0.001uF	50V	B	GRM39B102M50PT	K22174809		
C 5038	CHIP CAP.	0.1uF	25V	B	GRM42-6B104M25PT	K22141809		
C 5039	CHIP CAP.	0.1uF	25V	B	GRM42-6B104M25PT	K22141809		
C 5040	CHIP CAP.	0.1uF	25V	B	GRM42-6B104M25PT	K22141809		
C 5041	CHIP CAP.	0.001uF	50V	B	GRM39B102M50PT	K22174809		
C 5042	CHIP CAP.	0.1uF	25V	B	GRM42-6B104M25PT	K22141809		
C 5043	CHIP CAP.	0.1uF	25V	B	GRM42-6B104M25PT	K22141809		
C 5044	CHIP CAP.	0.1uF	25V	B	GRM42-6B104M25PT	K22141809		
C 5045	CHIP CAP.	680pF	50V	B	GRM39B681M50PT	K22174807		
C 5046	CHIP CAP.	0.022uF	50V	B	GRM40B223M50PT	K22170821		
C 5047	CHIP CAP.	0.01uF	25V	B	GRM39B103M25PT	K22144802		
C 5048	CHIP CAP.	470pF	50V	B	GRM39B471M50PT	K22174805		
C 5049	CHIP CAP.	0.1uF	25V	B	GRM42-6B104M25PT	K22141809		
C 5050	CHIP CAP.	0.1uF	25V	B	GRM42-6B104M25PT	K22141809		
C 5051	CHIP CAP.	0.001uF	50V	B	GRM39B102M50PT	K22174809		
C 5052	TANTALUM CHIP CAP.	4.7uF	16V		TEMSVB21C475M-8R	K78120016		
C 5053	TANTALUM CHIP CAP.	4.7uF	16V		TEMSVB21C475M-8R	K78120016		
C 5054	CHIP CAP.	0.001uF	50V	B	GRM39B102M50PT	K22174809		
C 5055	CHIP CAP.	0.001uF	50V	B	GRM39B102M50PT	K22174809		
C 5056	CHIP CAP.	0.001uF	50V	B	GRM39B102M50PT	K22174809		
C 5057	CHIP CAP.	0.001uF	50V	B	GRM39B102M50PT	K22174809		
C 5058	CHIP CAP.	0.01uF	25V	B	GRM39B103K25PT	K22144803		
C 5059	CHIP CAP.	0.01uF	25V	B	GRM39B103K25PT	K22144803		
C 5060	CHIP CAP.	0.1uF	25V	B	GRM40B104M25PT	K22140811		
C 5061	TANTALUM CHIP CAP.	1uF	16V		TESVA1C105M1-8R	K78120009		
C 5062	TANTALUM CHIP CAP.	1uF	16V		TESVA1C105M1-8R	K78120009		
C 5063	CHIP CAP.	0.1uF	25V	B	GRM40B104M25PT	K22140811		
C 5064	TANTALUM CHIP CAP.	10uF	16V		TESVC1C106M12R	K78120011		
C 5065	CHIP CAP.	0.001uF	50V	B	GRM39B102M50PT	K22174809		
C 5066	CHIP CAP.	0.01uF	25V	B	GRM39B103K25PT	K22144803		
C 5067	TANTALUM CHIP CAP.	10uF	6.3V		TEMSVB20J106M-8R	K78080019		
C 5069	CHIP CAP.	0.001uF	50V	B	GRM39B102M50PT	K22174809		
C 5070	CHIP CAP.	0.01uF	25V	B	GRM39B103K25PT	K22144803		
C 5071	CHIP CAP.	0.001uF	50V	B	GRM39B102M50PT	K22174809		
C 5072	CHIP CAP.	0.001uF	50V	B	GRM39B102M50PT	K22174809		
C 5074	CHIP CAP.	0.01uF	25V	B	GRM39B103K25PT	K22144803		
C 5075	TANTALUM CHIP CAP.	1uF	16V		TESVA1C105M1-8R	K78120009		
C 5076	CHIP CAP.	0.001uF	50V	B	GRM39B102M50PT	K22174809		
C 5077	CHIP CAP.	0.001uF	50V	B	GRM39B102M50PT	K22174809		
C 5078	CHIP CAP.	0.001uF	50V	B	GRM39B102M50PT	K22174809		
C 5079	CHIP CAP.	0.001uF	50V	B	GRM40B102M50PT	K22170805		
C 5080	CHIP CAP.	0.1uF	25V	B	GRM40B104M25PT	K22140811		
C 5081	CHIP CAP.	0.1uF	25V	B	GRM40B104M25PT	K22140811		
C 5082	CHIP CAP.	4pF	50V	CH	GRM39CH040C50PT	K22174205		
C 5083	CHIP CAP.	4pF	50V	CH	GRM39CH040C50PT	K22174205		
C 5086	CHIP CAP.	0.001uF	50V	B	GRM39B102M50PT	K22174809		

3L-6



REF.	DESCRIPTION	VALUE	WV	TOL.	MFGR'S DESIG	YAESU P/N	VERS.	ADDR.
C 5087	CHIP CAP.	0.001uF	50V	B	GRM39B102M50PT	K22174809		
C 5088	CHIP CAP.	0.001uF	50V	B	GRM39B102M50PT	K22174809		
C 5089	CHIP CAP.	0.001uF	50V	B	GRM39B102M50PT	K22174809		
C 5090	CHIP CAP.	100pF	50V	CH	GRM39CH101J50PT	K22174235		
C 5091	CHIP CAP.	100pF	50V	CH	GRM39CH101J50PT	K22174235		
C 5092	CHIP CAP.	100pF	50V	CH	GRM39CH101J50PT	K22174235		
C 5093	CHIP CAP.	100pF	50V	CH	GRM39CH101J50PT	K22174235		
C 5094	CHIP CAP.	100pF	50V	CH	GRM39CH101J50PT	K22174235		
C 5095	CHIP CAP.	100pF	50V	CH	GRM39CH101J50PT	K22174235		
C 5096	CHIP CAP.	100pF	50V	CH	GRM39CH101J50PT	K22174235		
C 5097	CHIP CAP.	100pF	50V	CH	GRM39CH101J50PT	K22174235		
C05001	CERAMIC OSC				EFOV8004E5	H7900880		
C05002	CERAMIC OSC				KBR-3.58MWSTR-CM1	H7900870		
D 5001	DIODE				DAN202K T146	G2070182		
D 5002	DIODE				DAN202K T146	G2070182		
D 5003	DIODE				DAN202K T146	G2070182		
J 5003	CONNECTOR				B12B-ZR	P0090782		
J 5004	CONNECTOR				5532-16A	P0090605		
J 5005	CONNECTOR				5532-20A	P0090882		
Q 5001	TRANSISTOR				2SB624-T2B BV4	G3206247D		c1
Q 5002	IC				M51951AML-301	G1091131		d1
Q 5003	IC				NJM78L05UA TE2	G1091325		d1
Q 5004	TRANSISTOR				2SC2812L6-TA	G3328127F		c1
Q 5005	IC				CM8870CSIT	G1091349		E2
Q 5006	TRANSISTOR				2SA1179M6-TA	G3111797F		c1
Q 5007	TRANSISTOR				DTC144EK T97	G3070033		c1
Q 5008	TRANSISTOR				2SC2812L6-TA	G3328127F		d2
Q 5009	IC				CM8870CSIT	G1091349		E2
Q 5010	TRANSISTOR				2SA1179M6-TA	G3111797F		c2
Q 5011	TRANSISTOR				DTC144EK T97	G3070033		c2
Q 5012	TRANSISTOR				2SB1182-TLQ	G3070063		e3
Q 5013	IC				M37700M4A206FP	G1091582		b2
Q 5014	TRANSISTOR				2SC2812L6-TA	G3328127F		e2
Q 5015	TRANSISTOR				DTC144EK T97	G3070033		c2
Q 5016	IC				NJM2902M	G1090908		A2
Q 5017	IC				TC4S66F TE85R	G1090893		e2
Q 5018	TRANSISTOR				DTC144EK T97	G3070033		e2
Q 5019	TRANSISTOR				2SA1213Y TE12R	G3112137Y		e1
Q 5020	IC				M51523AL	G1090854		B3
Q 5021	IC				NJM2902M	G1090908		B2
R 5001	CHIP RES.	330K	1/16W		RMC1/16 334JATP	J24185334		
R 5002	CHIP RES.	47K	1/16W		RMC1/16 473JATP	J24185473		
R 5003	CHIP RES.	390K	1/16W		RMC1/16 394JATP	J24185394		
R 5004	CHIP RES.	390K	1/16W		RMC1/16 394JATP	J24185394		
R 5005	CHIP RES.	390K	1/16W		RMC1/16 394JATP	J24185394		
R 5006	CHIP RES.	560	1/16W		RMC1/16 561JATP	J24185561		

REF.	DESCRIPTION	VALUE	WV	TOL.	MFGR'S DESIG	YAESU P/N	VERS.	ADDR.
R 5007	CHIP RES.	47K	1/16W		RMC1/16 473JATP	J24185473		
R 5008	CHIP RES.	4. 7K	1/16W		RMC1/16 472JATP	J24185472		
R 5009	CHIP RES.	22K	1/16W		RMC1/16 223JATP	J24185223		
R 5010	CHIP RES.	100K	1/16W		RMC1/16 104JATP	J24185104		
R 5011	CHIP RES.	820K	1/16W		RMC1/16 824JATP	J24185824		
R 5012	CHIP RES.	820K	1/16W		RMC1/16 824JATP	J24185824		
R 5013	CHIP RES.	820K	1/16W		RMC1/16 824JATP	J24185824		
R 5014	CHIP RES.	820K	1/16W		RMC1/16 824JATP	J24185824		
R 5015	CHIP RES.	820K	1/16W		RMC1/16 824JATP	J24185824		
R 5016	CHIP RES.	10	1/10W		RMC1/10T 100J	J24205100		
R 5017	CHIP RES.	10K	1/16W		RMC1/16 103JATP	J24185103		
R 5018	CHIP RES.	47K	1/16W		RMC1/16 473JATP	J24185473		
R 5019	CHIP RES.	100K	1/16W		RMC1/16 104JATP	J24185104		
R 5020	CHIP RES.	22K	1/16W		RMC1/16 223JATP	J24185223		
R 5021	CHIP RES.	100K	1/16W		RMC1/16 104JATP	J24185104		
R 5022	CHIP RES.	22K	1/16W		RMC1/16 223JATP	J24185223		
R 5023	CHIP RES.	330K	1/16W		RMC1/16 334JATP	J24185334		
R 5024	CHIP RES.	22K	1/16W		RMC1/16 223JATP	J24185223		
R 5025	CHIP RES.	22K	1/16W		RMC1/16 223JATP	J24185223		
R 5026	CHIP RES.	100	1/16W		RMC1/16 101JATP	J24185101		
R 5027	CHIP RES.	4. 7K	1/16W		RMC1/16 472JATP	J24185472		
R 5028	CHIP RES.	100K	1/16W		RMC1/16 104JATP	J24185104		
R 5029	CHIP RES.	1M	1/16W		RMC1/16 105JATP	J24185105		
R 5030	CHIP RES.	47K	1/16W		RMC1/16 473JATP	J24185473		
R 5031	CHIP RES.	47K	1/16W		RMC1/16 473JATP	J24185473		
R 5032	CHIP RES.	100K	1/16W		RMC1/16 104JATP	J24185104		
R 5033	CHIP RES.	100K	1/16W		RMC1/16 104JATP	J24185104		
R 5034	CHIP RES.	1. 5K	1/10W		RMC1/10T 152J	J24205152		
R 5035	CHIP RES.	560	1/16W		RMC1/16 561JATP	J24185561		
R 5036	CHIP RES.	220K	1/16W		RMC1/16 224JATP	J24185224		
R 5037	CHIP RES.	100K	1/16W		RMC1/16 104JATP	J24185104		
R 5038	CHIP RES.	22K	1/16W		RMC1/16 223JATP	J24185223		
R 5039	CHIP RES.	220K	1/16W		RMC1/16 224JATP	J24185224		
R 5040	CHIP RES.	330K	1/16W		RMC1/16 334JATP	J24185334		
R 5041	CHIP RES.	330	1/16W		RMC1/16 331JATP	J24185331		
R 5042	CHIP RES.	10K	1/16W		RMC1/16 103JATP	J24185103		
R 5043	CHIP RES.	4. 7K	1/16W		RMC1/16 472JATP	J24185472		
R 5044	CHIP RES.	10K	1/16W		RMC1/16 103JATP	J24185103		
R 5045	CHIP RES.	10K	1/16W		RMC1/16 103JATP	J24185103		
R 5046	CHIP RES.	1K	1/4W		RMC1/4 102JATP	J24245102		
R 5047	CHIP RES.	10K	1/16W		RMC1/16 103JATP	J24185103		
R 5048	CHIP RES.	4. 7K	1/16W		RMC1/16 472JATP	J24185472		
R 5049	CHIP RES.	4. 7K	1/16W		RMC1/16 472JATP	J24185472		
R 5050	CHIP RES.	10K	1/16W		RMC1/16 103JATP	J24185103		
R 5051	CHIP RES.	10K	1/16W		RMC1/16 103JATP	J24185103		
R 5052	CHIP RES.	10K	1/16W		RMC1/16 103JATP	J24185103		
R 5053	CHIP RES.	33K	1/16W		RMC1/16 333JATP	J24185333		
R 5054	CHIP RES.	33K	1/16W		RMC1/16 333JATP	J24185333		
R 5055	CHIP RES.	33K	1/16W		RMC1/16 333JATP	J24185333		
R 5056	CHIP RES.	150K	1/16W		RMC1/16 154JATP	J24185154		
R 5058	CHIP RES.	47K	1/16W		RMC1/16 473JATP	J24185473		

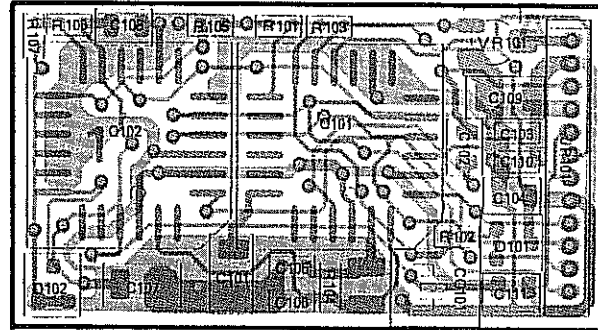
3L-8

REF.	DESCRIPTION	VALUE	WV	TOL.	MFGR'S DESIG	YAESU P/N	VERS.	ADDR.
R 5060	CHIP RES.	22K	1/16W		RMC1/16 223JATP	J24185223		
R 5061	CHIP RES.	100K	1/16W		RMC1/16 104JATP	J24185104		
R 5063	CHIP RES.	220K	1/16W		RMC1/16 224JATP	J24185224		
R 5064	CHIP RES.	150K	1/16W		RMC1/16 154JATP	J24185154		
R 5065	CHIP RES.	27K	1/16W		RMC1/16 273JATP	J24185273		
R 5066	CHIP RES.	56K	1/16W		RMC1/16 563JATP	J24185563		
R 5067	CHIP RES.	470K	1/16W		RMC1/16 474JATP	J24185474		
R 5068	CHIP RES.	180K	1/16W		RMC1/16 184JATP	J24185184		
R 5069	CHIP RES.	180K	1/16W		RMC1/16 184JATP	J24185184		
R 5070	CHIP RES.	1.5M	1/16W		RMC1/16 155JATP	J24185155		
R 5071	CHIP RES.	27K	1/16W		RMC1/16 273JATP	J24185273		
R 5072	CHIP RES.	100K	1/16W		RMC1/16 104JATP	J24185104		
R 5073	CHIP RES.	1M	1/16W		RMC1/16 105JATP	J24185105		
R 5074	CHIP RES.	150K	1/16W		RMC1/16 154JATP	J24185154		
R 5075	CHIP RES.	4.7K	1/16W		RMC1/16 472JATP	J24185472		
R 5076	CHIP RES.	4.7K	1/16W		RMC1/16 472JATP	J24185472		
R 5077	CHIP RES.	33K	1/16W		RMC1/16 333JATP	J24185333		
R 5078	CHIP RES.	5.6K	1/16W		RMC1/16 562JATP	J24185562		
R 5079	CHIP RES.	5.6K	1/16W		RMC1/16 562JATP	J24185562		
R 5080	CHIP RES.	33K	1/16W		RMC1/16 333JATP	J24185333		
R 5081	CHIP RES.	4.7K	1/16W		RMC1/16 472JATP	J24185472		
R 5082	CHIP RES.	4.7K	1/16W		RMC1/16 472JATP	J24185472		
R 5083	CHIP RES.	10	1/16W		RMC1/16 100JATP	J24185100		
R 5084	CHIP RES.	1K	1/16W		RMC1/16 102JATP	J24185102		
R 5085	CHIP RES.	2.2K	1/16W		RMC1/16 222JATP	J24185222		
R 5086	CHIP RES.	4.7K	1/16W		RMC1/16 472JATP	J24185472		
R 5087	CHIP RES.	2.2M	1/16W		RMC1/16 225JATP	J24185225		
R 5088	CHIP RES.	2.2M	1/16W		RMC1/16 225JATP	J24185225		
R 5089	CHIP RES.	4.7K	1/16W		RMC1/16 472JATP	J24185472		
R 5091	CHIP RES.	4.7K	1/16W		RMC1/16 472JATP	J24185472		
R 5092	CHIP RES.	4.7K	1/16W		RMC1/16 472JATP	J24185472		
R 5093	CHIP RES.	4.7K	1/16W		RMC1/16 472JATP	J24185472		
R 5094	CHIP RES.	4.7K	1/16W		RMC1/16 472JATP	J24185472		
R 5095	CHIP RES.	10K	1/16W		RMC1/16 103JATP	J24185103		
R 5096	CHIP RES.	100K	1/16W		RMC1/16 104JATP	J24185104		
R 5097	CHIP RES.	100K	1/16W		RMC1/16 104JATP	J24185104		
R 5098	CHIP RES.	0	1/16W		RMC1/16 000JATP	J24185000		
R 5099	CHIP RES.	100K	1/16W		RMC1/16 104JATP	J24185104		
R 5100	CHIP RES.	47K	1/16W		RMC1/16 473JATP	J24185473		
R 5101	CHIP RES.	100K	1/16W		RMC1/16 104JATP	J24185104		
R 5102	CHIP RES.	10K	1/16W		RMC1/16 103JATP	J24185103		
R 5103	CHIP RES.	1.5K	1/16W		RMC1/16 152JATP	J24185152		

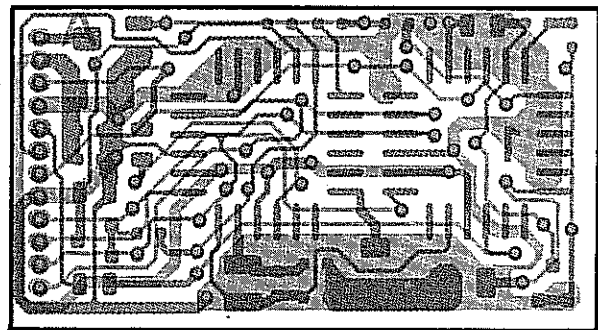
XTAL HOLDER

R3129530

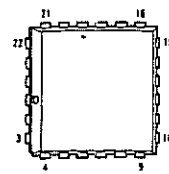
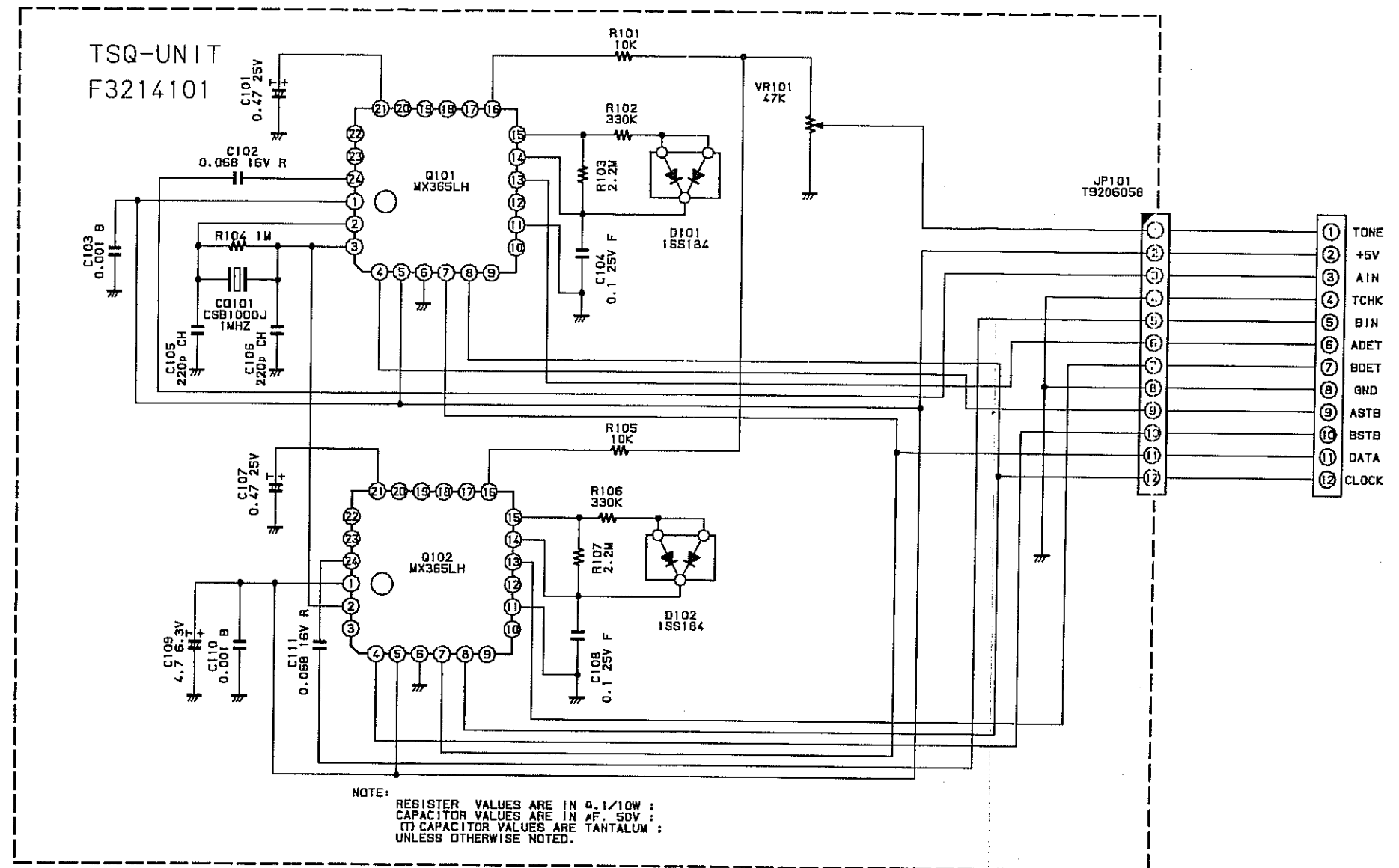
3L-10



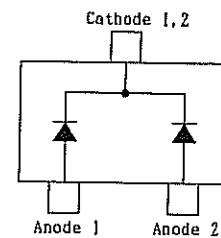
component side



solder side



MX365LH  
(Q101, Q102)



1SS184 (B3)  
(D101, D102)



REF.	DESCRIPTION	VALUE	WV	TOL.	MFGR'S DESIG	YAESU P/N
	P.C.B. W/O COMP.					F3214101
C 0101	TANTALUM CHIP CAP.	0.47uF	25V		F951E474MRAAF1Q2	K78140012
C 0102	CHIP CAP.	0.068uF	16V	R	GRM40R683M16PT	K22120805
C 0103	CHIP CAP.	0.001uF	50V	B	GRM39B102M50PT	K22174809
C 0104	CHIP CAP.	0.1uF	25V	F	GRM40F104Z25PT	K22141005
C 0105	CHIP CAP.	220pF	50V	CH	GRM39CH221J50PT	K22174243
C 0106	CHIP CAP.	220pF	50V	CH	GRM39CH221J50PT	K22174243
C 0107	TANTALUM CHIP CAP.	0.47uF	25V		F951E474MRAAF1Q2	K78140012
C 0108	CHIP CAP.	0.1uF	25V	F	GRM40F104Z25PT	K22141005
C 0109	TANTALUM CHIP CAP.	4.7uF	6.3V		F950J475MSAAF1Q2	K78080002
C 0110	CHIP CAP.	0.001uF	50V	B	GRM39B102M50PT	K22174809
C 0111	CHIP CAP.	0.068uF	16V	R	GRM40R683M16PT	K22120805
CO0101	CERAMIC OSC	1MHZ			CSB1000J221T	H7900550
D 0101	DIODE				1SS184 TE85R	G2070009
D 0102	DIODE				1SS184 TE85R	G2070009
JP0101	WIRE-ASSY					T9206058
Q 0101	IC				MX365LH	G1090897
Q 0102	IC				MX365LH	G1090897
R 0101	CHIP RES.	10K	1/16W		RMC1/16 103JATP	J24185103
R 0102	CHIP RES.	330K	1/16W		RMC1/16 334JATP	J24185334
R 0103	CHIP RES.	2.2M	1/16W		RMC1/16 225JATP	J24185225
R 0104	CHIP RES.	1M	1/16W		RMC1/16 105JATP	J24185105
R 0105	CHIP RES.	10K	1/16W		RMC1/16 103JATP	J24185103
R 0106	CHIP RES.	330K	1/16W		RMC1/16 334JATP	J24185334
R 0107	CHIP RES.	2.2M	1/16W		RMC1/16 225JATP	J24185225
VR0101	POT.	47K			RHO3AYAS4X	J51778473

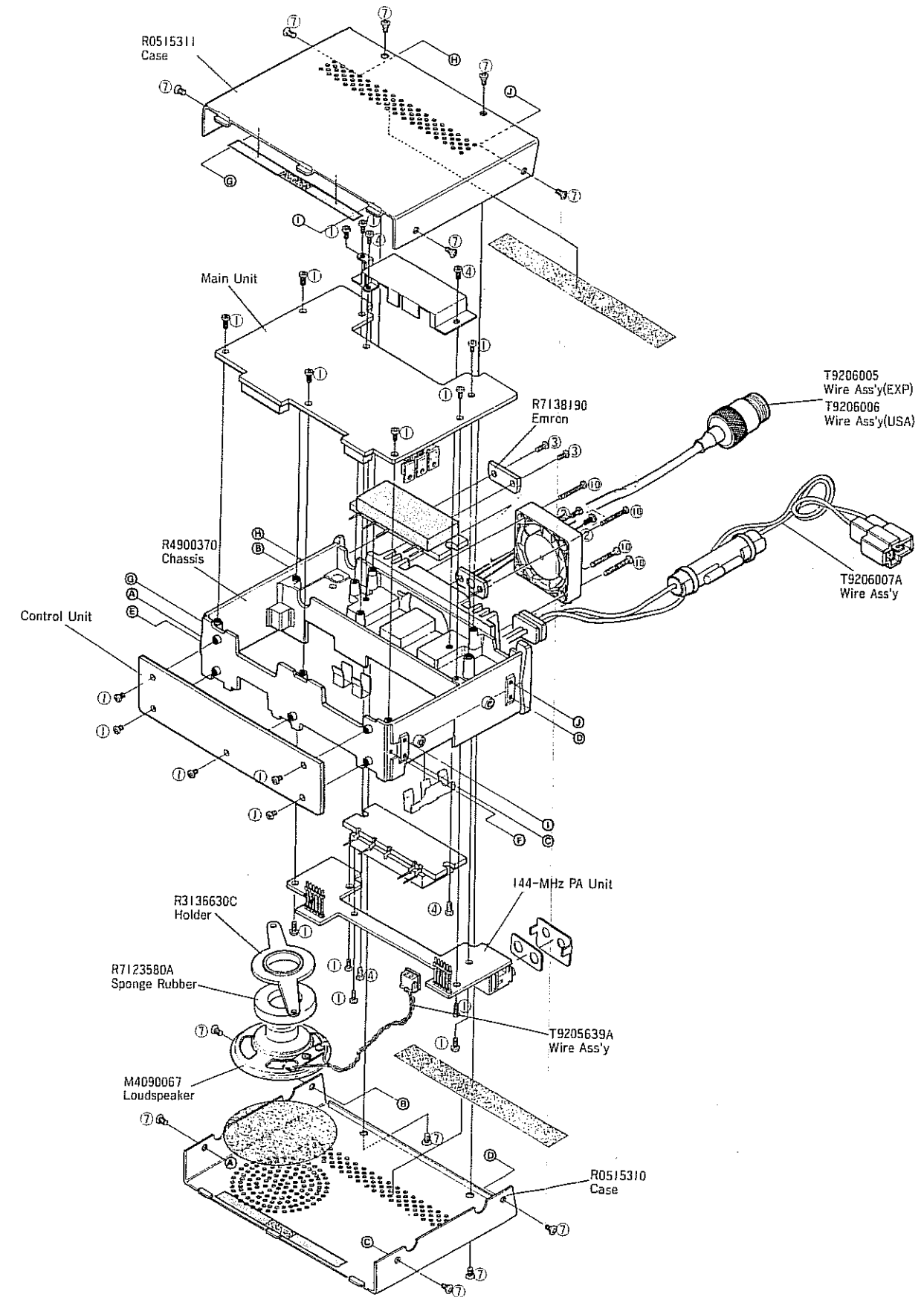
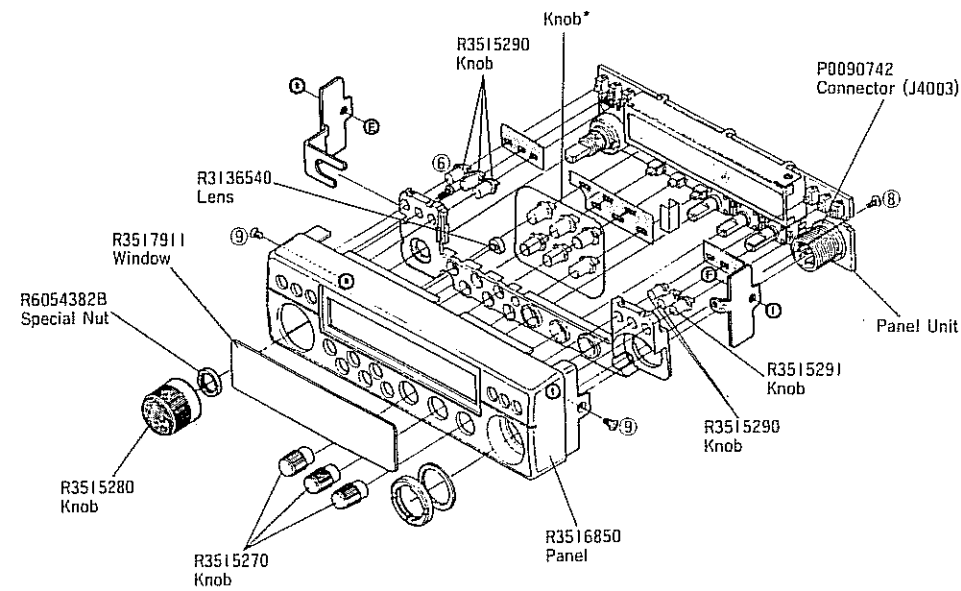
3M-3

3M-4



No.	YAESU P/N	Description	Qty.
①	U20205001	BINDING HEAD SCREW M2.6x5	18
②	U20205002	BINDING HEAD SCREW M2.6x5NI	2
③	U20205007	BINDING HEAD SCREW M2.6x5B	2
④	U20306001	BINDING HEAD SCREW M3x6	2
⑤	U20308001	BINDING HEAD SCREW M3x8	2
⑥	U43105001	TAPTITE SCREW P M2x5	1
⑦	U31204007	OVAL HEAD SCREW M2.6x4B	12
⑧	U23206001	TAPTITE SCREW P M2.6x6	1
⑨	U30104001	FLAT HEAD SCREW M2x4	2
⑩	U20210007	BINDING HEAD SCREW M2.6x10B	4

KNOB*		
F/W	RPT	TONE
R3515301	R3515302	R3515306
PAG	SUB	REV
R3515307A	R3515304	R3515305



Non-designated parts are available only as part of a designated assembly.





**Copyright © 1992  
Yaesu Musen Co., Ltd.  
All rights reserved.**

No portion of this manual  
may be reproduced  
without the permission of  
Yaesu Musen Co., Ltd.