



VHF/UHF Dual Band
FM Transceiver

FT-7100M
Technical Supplement

©2002 VERTEX STANDARD CO., LTD. Printed in Japan.

EH003M90A

VERTEX STANDARD CO., LTD.
4-8-8 Nakameguro, Meguro-Ku, Tokyo 153-8644, Japan


VERTEX STANDARD
US Headquarters
10900 Walker Street, Cypress, CA 90630, U.S.A.

International Division
8350 N.W. 52nd Terrace, Suite 201, Miami, FL 33166, U.S.A.

YAESU EUROPE B.V.
P.O. Box 75525, 1118 ZN Schiphol, The Netherlands

YAESU UK LTD.
Unit 12, Sun Valley Business Park, Winnall Close
Winchester, Hampshire, SO23 0LB, U.K.

VERTEX STANDARD HK LTD.
Unit 5, 20/F., Seaview Centre, 139-141 Hoi Bun Road,
Kwun Tong, Kowloon, Hong Kong



Introduction

This manual provides technical information necessary for servicing the FT-7100M FM Transceiver.

Servicing this equipment requires expertise in handling surface-mount chip components. Attempts by non-qualified persons to service this equipment may result in permanent damage not covered by the warranty, and may be illegal in some countries.

Two PCB layout diagrams are provided for each double-sided circuit board in the repeater. Each side of is referred to by the type of the majority of components installed on that side (“leaded” or “chip-only”). In most cases one side has only chip components, and the other has either a mixture of both chip and leaded components (trimmers, coils, electrolytic capacitors, ICs, etc.), or leaded components only.

While we believe the technical information in this manual to be correct, VERTEX STANDARD assumes no liability for damage that may occur as a result of typographical or other errors that may be present. Your cooperation in pointing out any inconsistencies in the technical information would be appreciated.

Contents

Specifications..... 2
Exploded View & Miscellaneous Parts 3
Block Diagram 4
Circuit Description 5
Alignment..... 9

Board Unit (Schematics, Layouts & Parts)

MAIN Unit 17
 PANEL Unit 53
 VR Unit 65

Specifications

GENERAL

Frequency Range:	RX: 108.00 – 180.00 MHz 320 – 480 MHz 810 – 999.990 MHz (Cellular Blocked) TX: 144 – 146 MHz or 144 – 148 MHz 430 – 440 MHz or 430 – 450 MHz
Channel Steps:	5/10/12.5/15/20/25/50 kHz
Mode of Emission:	F3, F2, F1
Antenna Impedance:	50 Ω , unbalanced (Antenna Duplexer built-in)
Frequency Stability:	± 5 ppm @ 14°F ~ +140°F (-10°C ~ +60°C)
Operating Temperature Range:	-4°F ~ +140°F (-20°C ~ +60°C)
Supply Voltage:	13.8 VDC ($\pm 15\%$), negative ground
Current Consumption (Approx.):	RX: 0.5 A (Squelched) TX: 11.5 A (VHF), 10.0 A (UHF)
Case Size (WxHxD):	5.8 x 1.9 x 6.9 inches (140 x 38 x 166 mm) (w/o knobs & connectors)
Weight (Approx.):	2.2 lb (1 kg)

TRANSMITTER

Output Power:	50/20/10/5 W (VHF), 35/20/10/5 W (UHF)
Modulation Type:	Variable Reactance
Maximum Deviation:	± 5 kHz
Spurious Radiation:	Better than -60 dB
Modulation Distortion:	Less than 3%
Microphone Impedance:	2 k Ω
DATA Jack Impedance:	10 k Ω

RECEIVER

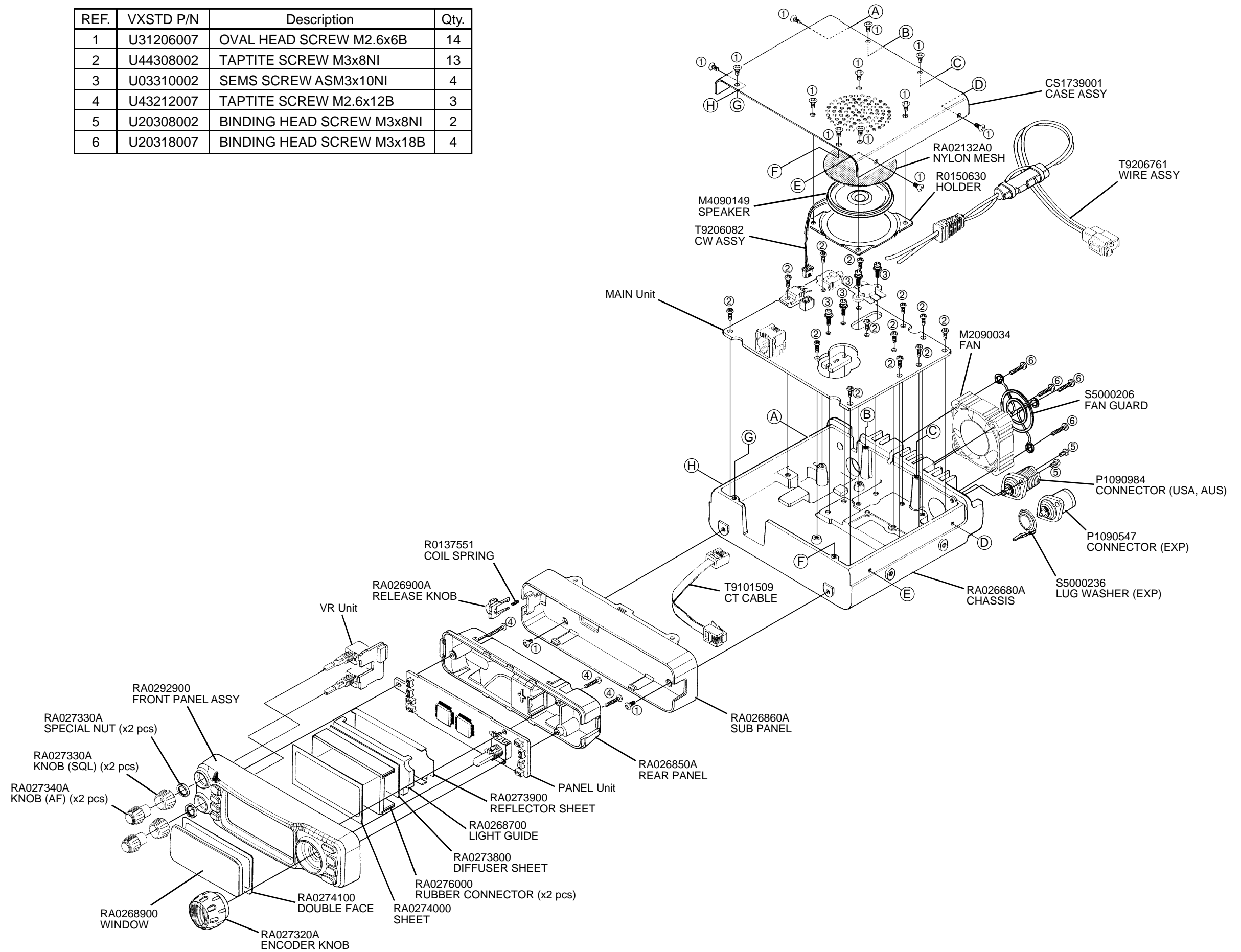
Circuit Type:	Double-conversion superheterodyne
Intermediate Frequencies:	21.7 MHz/450 kHz (VHF), 45.05 MHz/455 kHz (UHF)
Sensitivity (for 12dB SINAD):	Better than 0.16 μ V
Squelch Sensitivity:	0.1 μ V
Image Rejection:	70 dB
Selectivity (-6dB/-60dB):	12 kHz/24 kHz
Maximum AF Output:	2 W @ 8 Ω for 10% THD
AF Output Impedance:	4 – 16 Ω

Specifications are subject to change without notice, and are guaranteed within the 144 and 430 MHz amateur bands only.

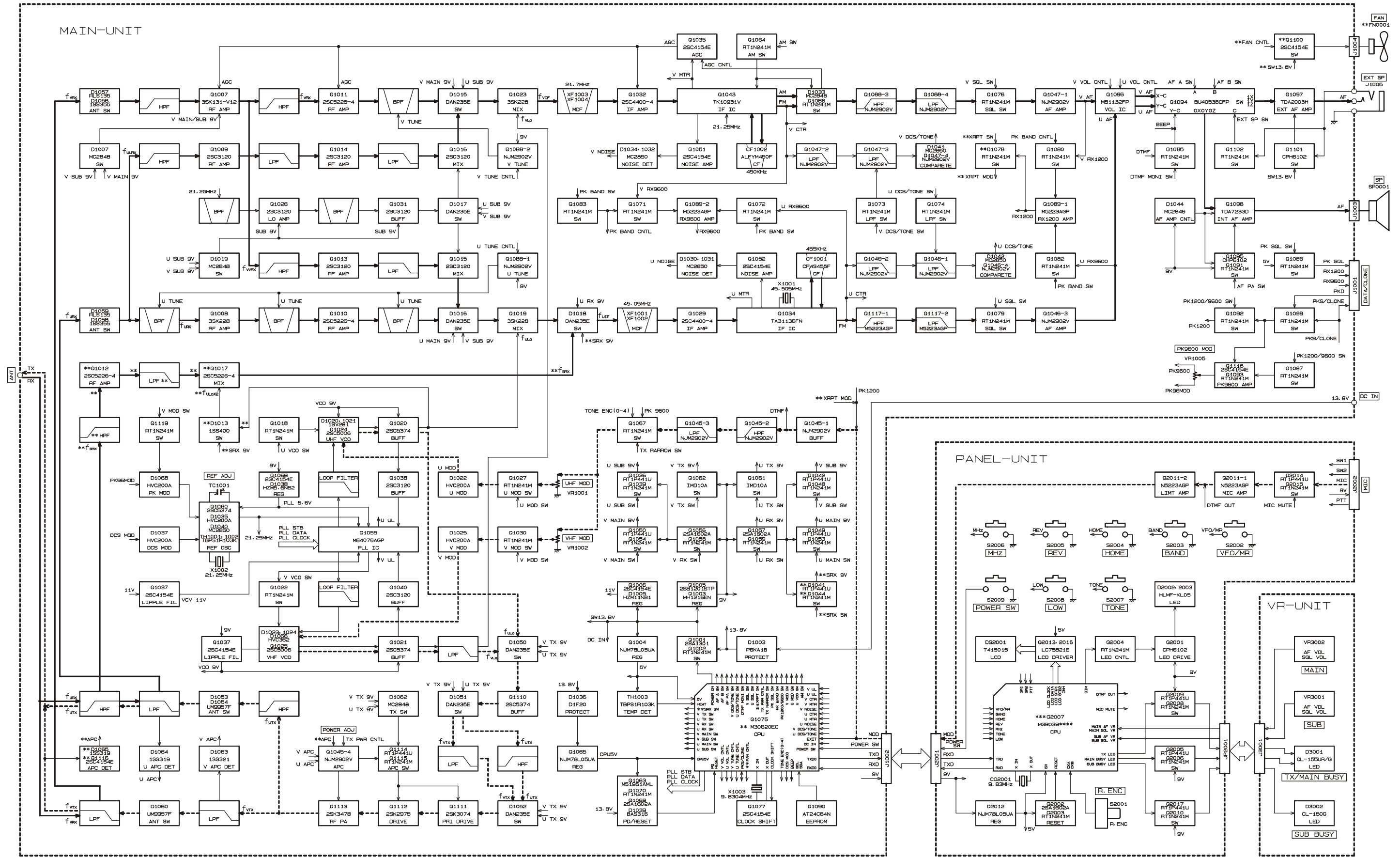
Frequency ranges will vary according to transceiver version; check with your dealer.

Exploded View & Miscellaneous Parts

REF.	VXSTD P/N	Description	Qty.
1	U31206007	OVAL HEAD SCREW M2.6x6B	14
2	U44308002	TAPTITE SCREW M3x8NI	13
3	U03310002	SEMS SCREW ASM3x10NI	4
4	U43212007	TAPTITE SCREW M2.6x12B	3
5	U20308002	BINDING HEAD SCREW M3x8NI	2
6	U20318007	BINDING HEAD SCREW M3x18B	4



Block Diagram



Circuit Description

VHF Reception

Incoming VHF signals are passed through a low-pass filter network, antenna switching diodes **D1056 (1SS355)** and **D1057 (RLS135)**, and a high-pass filter network, and on to the RF amplifier **Q1007 (3SK131)**. The amplified RF signal is passed through another RF amplifier **Q1011 (2SC5226)** and band-pass filtered again by varactor-tuned resonators L1022, L1029, L1034 and **D1009, D1012, D1014** (all **HVU359**), then applied to the 1st mixer **Q1023 (3SK228)** along with the first local signal from the PLL circuit.

The first local signal is generated between 122.3 MHz and 126.3 MHz by the VHF VCO, which consists of **Q1025 (2SC5006)** and varactor diodes **D1023, D1024, and D1066** (all **HSV362**) according to the receiving frequency.

The 21.7 MHz first IF signal is applied to monolithic crystal filters **XF1003** and **XF1004** (both **21R12B5**) which strip away unwanted mixer products, and the IF signal is applied to the first IF amplifier **Q1032 (2SC4400)**. The amplified first IF signal is then delivered to the FM IF subsystem IC **Q1043 (TK10931V)**, which contains the second mixer, limiter amplifier, noise amplifier, and FM detector.

The second local signal is generated by 21.25 MHz crystal X1002 and **Q1060 (2SC5374)**, producing the 450 kHz second IF signal when mixed with the first IF signal within Q1043.

The 450 kHz second IF signal is applied to the ceramic filter **CF1002 (ALFYM450F)** which strips away all but the desired signal, and then passes through the limiter amplifier within Q1043 to the ceramic discriminator **CD1002 (CDBM450C7)**, which removes any amplitude variations in the 450 kHz IF signal before detection of speech.

The detected audio passes through the de-emphasis network, a high-pass filter consisting of **Q1088 (NJM2902V-3)** and associated circuitry, and a low-pass filter consisting of **Q1088 (NJM2902V-4)** and associated circuitry. The filtered audio signal is amplified by **Q1047 (NJM2902V-1)**, then passes through the audio volume control IC **Q1096 (M511312FP)** which adjusts the audio sensitivity to compensate for audio level variations, and then is delivered to audio switch **Q1094 (BU4053BCFV)**.

When the internal speaker is selected, the audio signal is amplified by **Q1098 (TDA7233D)**, then applied to the internal loudspeaker. When the external speaker is selected, the audio signal is amplified by **Q1097 (TDA2003H)**, then it passes through the EXT SP jack to the external loudspeaker.

UHF Reception

Incoming UHF signals are passed through a low-pass filter network, high-pass filter network, antenna switching diodes **D1058 (1SS355)** and **D1059 (RLS135)**, and on to the band-pass filter network consisting of varactor diode **D1004 (HVU359)** and L1001.

The filtered UHF signal is amplified by RF amplifier **Q1008 (3SK228)** and fed to another band-pass filter consisting of varactor diode **D1006 (HVU359)** and L1008, and then is passed through another RF amplifier **Q1010 (2SC5226)** to another band-pass filter consisting of varactor diodes **D1010** and **D1011** (both **HVU359**) and L1027/L1030.

The amplified and filtered UHF signal is applied to the 1st mixer **Q1019 (3SK228)** along with the first local signal from the PLL circuit.

The first local signal is generated between 384.95 MHz and 404.95 MHz by the UHF VCO, which consists of **Q1024 (2SC5006)** and varactor diodes **D1020 (1SV281)** and **D1021 (1SV280)**, according to the receiving frequency.

The 45.05 MHz first IF signal is applied to monolithic crystal filters **XF1001** and **XF1002** (both **45M15B5H**) which strip away unwanted mixer products, and the IF signal is applied to the first IF amplifier **Q1029 (2SC4400)**. The amplified first IF signal is then delivered to the FM IF subsystem IC **Q1034 (TA31136FN)**, which contains the second mixer, limiter amplifier, noise amplifier, and FM detector.

The second local signal is generated by 45.505 MHz crystal X1001, producing the 455 kHz second IF signal when mixed with the first IF signal within **Q1034**.

The 455 kHz second IF signal is applied to the ceramic filter **CF1001 (CFW455F)** which strips away all but the desired signal, and then passes through the limiter amplifier within **Q1034** to the ceramic discriminator **CD1001 (CDBM455C7)**, which removes any amplitude variations in the 455 kHz IF signal before detection of speech.

Circuit Description

The detected audio passes through the de-emphasis network, a high-pass filter consisting of **Q1117 (M5223AGP-1)** and associated circuitry, and a low-pass filter consisting of **Q1117 (M5223AGP-2)** and associated circuitry. The filtered audio signal is amplified by **Q1046 (NJM2902V-3)**, then passes through the audio volume control IC **Q1096 (M511312FP)**, which adjusts the audio sensitivity to compensate for audio level variations, and then is delivered to audio switch **Q1094 (BU4053BCFV)**.

When the internal speaker is selected, the audio signal is amplified by **Q1098 (TDA7233D)** then applied to the internal loudspeaker. When the external speaker is selected, the audio signal is amplified by **Q1097 (TDA2003H)**, then it passes through the **EXT SP** jack to the external loudspeaker.

V/V (VHF-VHF) Dual Reception

During V&V operation, the incoming VHF "sub" band signal is passed through a low-pass filter network, antenna switching diode **D1056 (1SS355)**, **D1057 (RLS135)** and a high-pass filter network to the RF amplifier **Q1007 (3SK131)**. The amplified RF signal is passed through a high-pass filter network, VHF "sub" RF amplifier **Q1013 (2SC3120)**, and a low-pass filter network, then is applied to the VHF "sub" first mixer **Q1015 (2SC3120)** along with the 255 MHz VHF "sub" first local signal from the PLL circuit.

The 399 ~ 403 MHz VHF "sub" first IF signal is applied to the VHF "sub" second IF mixer **Q1019 (3SK228)** along with the VHF "sub" second local signal from the PLL circuit. The VHF "sub" second local signal is generated between 444.05 MHz and 448.05 MHz by the UHF VCO **Q1023**.

The 45.05 MHz VHF "sub" second IF signal is applied to the UHF receiving circuit. The VHF "sub" signal is amplified, filtered, and demodulated, etc., by the UHF "main" receiving circuit, described previously.

U/U (UHF-UHF) Dual Reception

During U/U operation, the incoming UHF "sub" band signal is passed through high-pass and low-pass filter networks, antenna switching diodes **D1058 (1SS355)** and **D1059 (RLS135)**, and another high-pass filter network to the RF amplifier **Q1009 (2SC3120)**. The amplified RF signal is passed through a low-pass filter network, UHF "sub" RF amplifier **Q1014 (2SC3120)**, and low-pass filter network, then is applied to the UHF "sub" first mixer **Q1016 (2SC3120)** along with the 255 MHz UHF "sub" first local signal from the PLL circuit.

The 175 ~ 195 MHz UHF "sub" first IF signal is applied to the UHF "sub" second IF mixer **Q1023 (3SK228)** along with the UHF "sub" second local signal from the PLL circuit. The UHF "sub" second local signal is generated between 153.30 MHz and 173.30 MHz by the VHF VCO **Q1025**.

The 21.7 MHz UHF "sub" second IF signal applied to VHF receiving circuit. The UHF "sub" signal is amplified, filtered, and demodulated, etc., by the VHF receiving circuit, described previously.

VHF Squelch Control

When no VHF carrier is being received, noise at the output of the detector stage in **Q1043** is amplified and band-pass filtered by the noise amp section of **Q1043**, then passes through the noise amplifier **Q1051 (2SC4154E)** to noise detector **D1034 (MC2850)**. The resulting DC voltage is applied to pin 93 of main CPU **Q1075 (M30620ECGP)**, which compares the squelch threshold level to that which set by the front panel VHF **SQL** knob.

While no carrier is received, pin 76 of **Q1075** remains "high," turning on the squelch switch **Q1076 (RT1N241M)** to disable audio output from the speaker.

UHF Squelch Control

When no UHF carrier is being received, noise at the output of the detector stage in **Q1034** is amplified and band-pass filtered by the noise amp section of **Q1034**, then passes through the noise amplifier **Q1052 (2SC4154E)** to noise detector **D1030 (MC2850)**. The resulting DC voltage is applied to pin 89 of main CPU **Q1075**, which compares the squelch threshold level to that which set by the front panel UHF **SQL** knob.

Circuit Description

While no carrier is received, pin 75 of **Q1075** remains "high," turning on the squelch switch **Q1079 (RT1N241M)** to disable audio output from the speaker.

Transmit Signal Path

The speech signal from the microphone passes through the **MIC** jack **J2002** to AF amplifier **Q2011 (M5223AGP)** on the PANEL UNT. The amplified speech signal is subjected to amplitude limiting by **Q2011 (M5223AGP)**, then passes through the panel interface jacks **J2001** and **J1002** to MAIN Unit. On the MAIN UNIT, the speech signal passes through buffer amplifier **Q1045 (NJM2902V-1/-2)** and a low-pass filter network at **Q1045 (NJM2902V-3)** to deviation control **VR1001** (for UHF Tx audio) or **VR1002** (for VHF Tx audio).

VHF Transmit Signal Path

The adjusted speech signal from **VR1002** is delivered to VHF VCO **Q1025**, which frequency modulates the transmitting VCO **D1025 (HVC200A)**.

The modulated transmit signal passes through buffer amplifier **Q1021 (2SC5374)**, a low-pass filter network, and another buffer amplifier **Q1110 (2SC5374)** to another low-pass filter network.

The filtered transmit signal is applied to the Pre-Drive amplifier **Q1111 (2SK3074)** and Drive amplifier **Q1112 (2SK2975)**, then finally is amplified by Power amplifier **Q1113 (2SK3478)** up to 50 Watts. This three stage power amplifier's gain is controlled by the APC circuit.

The 50-Watt RF signal passes through a low-pass filter network, antenna switch **D1060 (UM9957F)**, and another low-pass filter network, and then is delivered to the **ANT** jack.

UHF Transmit Signal Path

The adjusted speech signal from **VR1001** is delivered to UHF VCO **Q1024** which frequency modulates the transmitting VCO **D1022 (HVC200A)**.

The modulated transmit signal passes through buffer amplifiers **Q1020** and **Q1110** (both **2SC5374**) to a high-pass filter network.

The filtered transmit signal is applied to the Pre-Drive amplifier **Q1111 (2SK3074)** and Drive amplifier **Q1112 (2SK2975)**, then finally is amplified by Power amplifier **Q1113 (2SK3478)** up to 35 Watts. This three stage power amplifier's gain is controlled by the APC circuit.

The 35-Watt RF signal passes through a high-pass filter network, antenna switch **D1053** and **D1054 (UM9957F)**, low-pass filter and high-pass filter networks, and then is delivered to the **ANT** jack.

VHF Tx APC Circuit

A portion of the power amplifier output is rectified by **D1063 (1SS321)**, **D1065 (1SS319)** and **Q1116 (2SC4154E)**, then delivered to APC **Q1045 (NJM2902V)** as a DC voltage which is proportional to the output level of the power amplifier.

The APC **Q1045** compares the rectified DC voltage from the power amplifier and the reference voltage from the main CPU **Q1075**, producing a control voltage for the Automatic Power Controller **Q1114 (RT1P441U)** and **Q1115 (RT1N241M)** which regulates supply voltage to the Pre-Drive amplifier **Q1111**, Drive amplifier **Q1112**, and Power amplifier **Q1113**, so as to maintain stable output power under varying antenna loading conditions.

UHF Tx APC Circuit

A portion of the power amplifier output is rectified by **D1064 (1SS319)**, **D1065 (1SS319)** and **Q1116 (2SC4154E)**, then delivered to APC **Q1045 (NJM2902V)** as a DC voltage which is proportional to the output level of the power amplifier.

The APC **Q1045** compares the rectified DC voltage from the power amplifier and the reference voltage from the main CPU **Q1075**, producing a control voltage for the Automatic Power Controller **Q1114 (RT1P441U)** and **Q1115 (RT1N241M)** which regulates supply voltage to the Pre-Drive amplifier **Q1111**, Drive amplifier **Q1112**, and Power amplifier **Q1113**, so as to maintain stable output power under varying antenna loading conditions.

VHF PTT Circuit

When the **PTT** switch is pressed, pin 46 of sub CPU **Q2007 (M38039FFFP)** goes "1V," which sends the "PTT" command to the main CPU, **Q1075**. When it receives the "PTT" command, pin85 of **Q1075** goes "high" to control local switch **D1050 (DAN235E)**, filter switch **D1051**, **D1052**, TX switch **D1062 (MC2848)**, and APC switch **Q1114/Q1115**, which activates the VHF Tx circuit. Meanwhile, pin 86 of **Q1075** goes "low," which disables the VHF Rx circuit.

Circuit Description

UHF PTT Circuit

When the **PTT** switch is pressed, pin 46 of sub CPU **Q2007 (M38039FFFP)** goes “1V,” which sends the “PTT” command to the main CPU, **Q1075**. When it receives the “PTT” command, pin81 of **Q1075** goes “high” to controls local switch **D1050**, filter switch **D1051**, **D1052**, TX switch **D1062** and APC switch **Q1114/Q1115**, which activates the UHF Tx circuit. Meanwhile, pin 82 of **Q1075** goes “low,” which disables the UHF Rx circuit.

VHF PLL

A portion of the output from the VHF VCO **Q1025 (2SC5006)** passes through buffer amplifiers **Q1021 (2SC5374)** and **Q1040 (2SC3120)** to the programmable divider section of the PLL IC **Q1055 (M64076AGP)**, which divides the frequency according to the frequency dividing data from the main CPU, **Q1075**. It is then sent to the phase comparator.

The 21.25 MHz frequency of the reference oscillator circuit, made up of **X1002** and **Q1060 (2SC5374)**, is divided by the reference frequency divider section of **Q1055** into 4250 or 3400 parts to become 5 kHz or 6.25 kHz comparative reference frequencies, which are utilized by the phase comparator.

The phase comparator section of **Q1055** compares the phase between the frequency-divided oscillation frequency of the VCO circuit and comparative frequency, and its output is a pulse corresponding to the phase difference. This pulse is integrated by the charge pump and loop filter of **Q1055** into a control voltage (VCV) to control the oscillation frequency of the VHF VCO **Q1025**.

UHF PLL

A portion of the output from the UHF VCO **Q1024 (2SC5006)** passes through buffer amplifier **Q1020 (2SC5374)** and **Q1038 (2SC3120)** to the programmable divider section of the PLL IC **Q1055 (M64076AGP)**, which divides the frequency according to the frequency dividing data from the main CPU **Q1075**. It is then sent to the phase comparator.

The 21.25 MHz frequency of the reference oscillator circuit, made up of **X1002** and **Q1060 (2SC5374)**, is divided by the reference frequency divider section of **Q1055** into 4250 or 3400 parts to become 5 kHz or 6.25 kHz comparative reference frequencies, which are utilized by the phase comparator.

The phase comparator section of **Q1055** compares the phase between the frequency-divided oscillation frequency of the VCO circuit and comparative frequency, and its output is a pulse corresponding to the phase difference. This pulse is integrated by the charge pump and loop filter of **Q1055** into a control voltage (VCV) to control the oscillation frequency of the UHF VCO **Q1024**.

V/V, U/U Local Oscillator

When the V/V or U/U feature is activated, a portion of the 21.25 MHz reference is amplified and multiplied by twelve by **Q1026 (2SC3120)**, then passes through band-pass filter network to buffer amplifier **Q1031 (2SC3120)**, which provides the first local signal for V/V or U/U operation.

Power-on Circuit

When the **POWER** switch is turned on, pin 16 of main CPU **Q1075** goes “low.” When pin 16 of **Q1075** goes “low,” pin 61 of **Q1075** goes “high” to activate the power switches **Q1001 (2SA1301)** and **Q1002 (RT1N241M)**, which supply the DC power to the radio.

Introduction and Precautions

The FT-7100M has been carefully aligned at the factory for the specified performance across the 144 MHz and 430 MHz amateur bands. Realignment should therefore not be necessary except in the event of a component failure. All component replacement and service should be performed only by an authorized VERTEX STANDARD representative, or the warranty policy may be voided.

The following procedures cover the sometimes critical and tedious adjustments that are not normally required once the transceiver has left the factory. However, if damage occurs and some parts are replaced, realignment may be required. If a sudden problem occurs during normal operation, it is likely due to component failure; realignment should not be done until after the faulty component has been replaced.

We recommend that servicing be performed only by authorized VERTEX STANDARD service technicians, who are experienced with the circuitry and fully equipped for repair and alignment. Therefore, if a fault is suspected, contact the dealer from whom the transceiver was purchased for instructions regarding repair. Authorized VERTEX STANDARD service technicians realign all circuits and make complete performance checks to ensure compliance with factory specifications after replacing any faulty components.

Those who do undertake any of the following alignments are cautioned to proceed at their own risk. Problems caused by unauthorized attempts at realignment are not covered by the warranty policy. Also, VERTEX STANDARD must reserve the right to change circuits and alignment procedures in the interest of improved performance, without notifying owners.

Under no circumstances should any alignment be attempted unless the normal function and operation of the transceiver are clearly understood, the cause of the malfunction has been clearly pinpointed and any faulty components replaced, and the need for realignment determined to be absolutely necessary.

Required Test Equipment

The following test equipment (and thorough familiarity with its correct use) is necessary for complete realignment. Correction of problems caused by misalignment resulting from use of improper test equipment is not covered under the warranty policy. While most steps do not require all of the equipment listed, the interactions of some adjustments may require that more complex adjustments be performed afterwards. Do not attempt to perform only a single step unless it is clearly isolated electrically from all other steps. Have all test equipment ready before beginning, and follow all of the steps in a section in the order presented.

- Regulated DC Power Supply: adjustable from 10 to 17 VDC, 15 A
- RF Signal Generator with calibrated output level at 500 MHz
- Frequency Counter: ± 0.1 ppm accuracy at 500 MHz
- AF Signal Generator
- SINAD Meter
- Oscilloscope
- Spectrum Analyzer
- Deviation Meter (linear detector)
- AF Milivoltmeter
- AF Dummy Load: 4 Ohms, 5 W
- DC Voltmeter: high impedance
- Inline Wattmeter with 5% accuracy at 500 MHz
- 50-Ohm non-reactive Dummy Load: 100 watts at 500 MHz
- VHF/UHF Sampling Coupler

Alignment

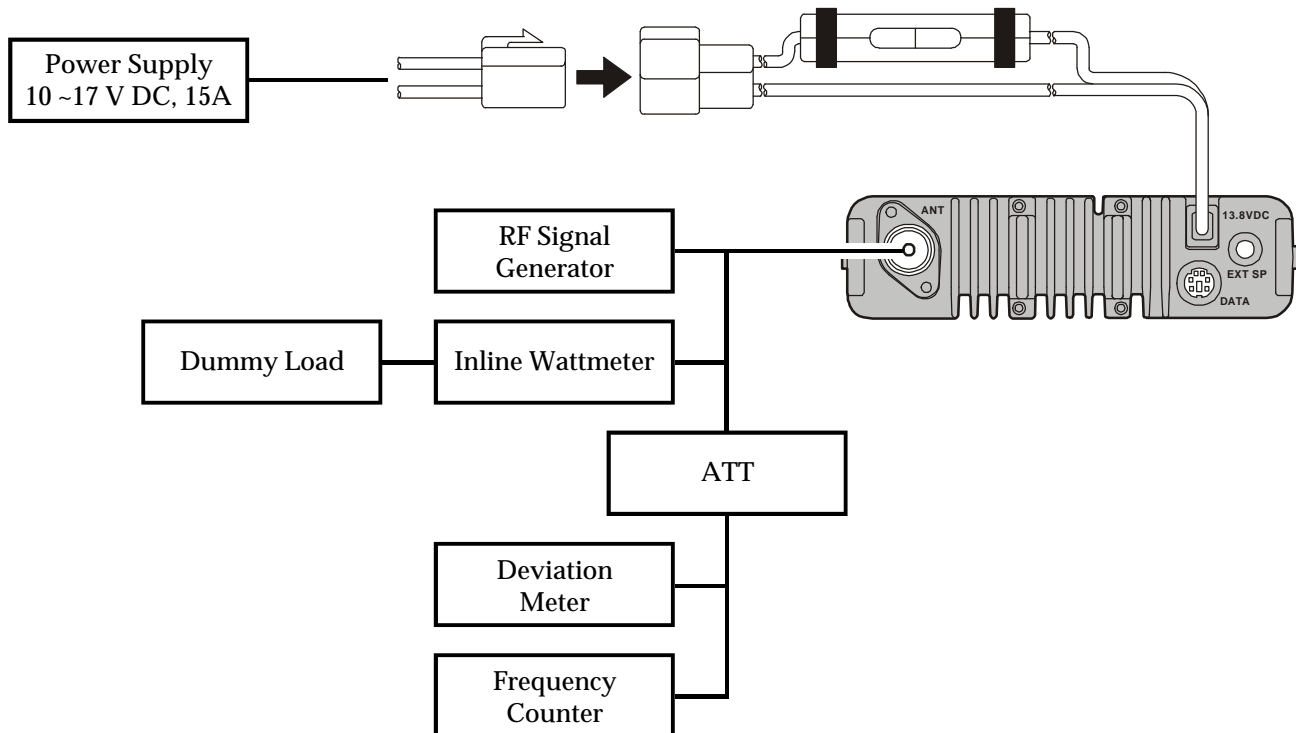
Alignment Preparation & Precautions

A dummy load and inline wattmeter must be connected to the main antenna jack in all procedures that call for transmission, except where specified otherwise. Correct alignment is not possible with an antenna. After completing one step, read the following step to determine whether the same test equipment will be required. If not, remove the test equipment (except dummy load and wattmeter, if connected) before proceeding.

Correct alignment requires that the ambient temperature in the repair shop be the same as that of the trans-

ceiver and test equipment, and that this temperature be held constant between 68 °F and 86 °F (20 °C ~ 30 °C). When the transceiver is brought into the shop from hot or cold air it should be allowed some time for thermal equalization with the environment before alignment. If possible, alignments should be made with oscillator shields and circuit boards firmly affixed in place. Also, the test equipment must be thoroughly warmed up before beginning.

Note: Signal levels in dB referred to in alignment are based on $0 \text{ dB}\mu = 0.5 \mu\text{V}$. (closed circuit).



PLL Reference Frequency

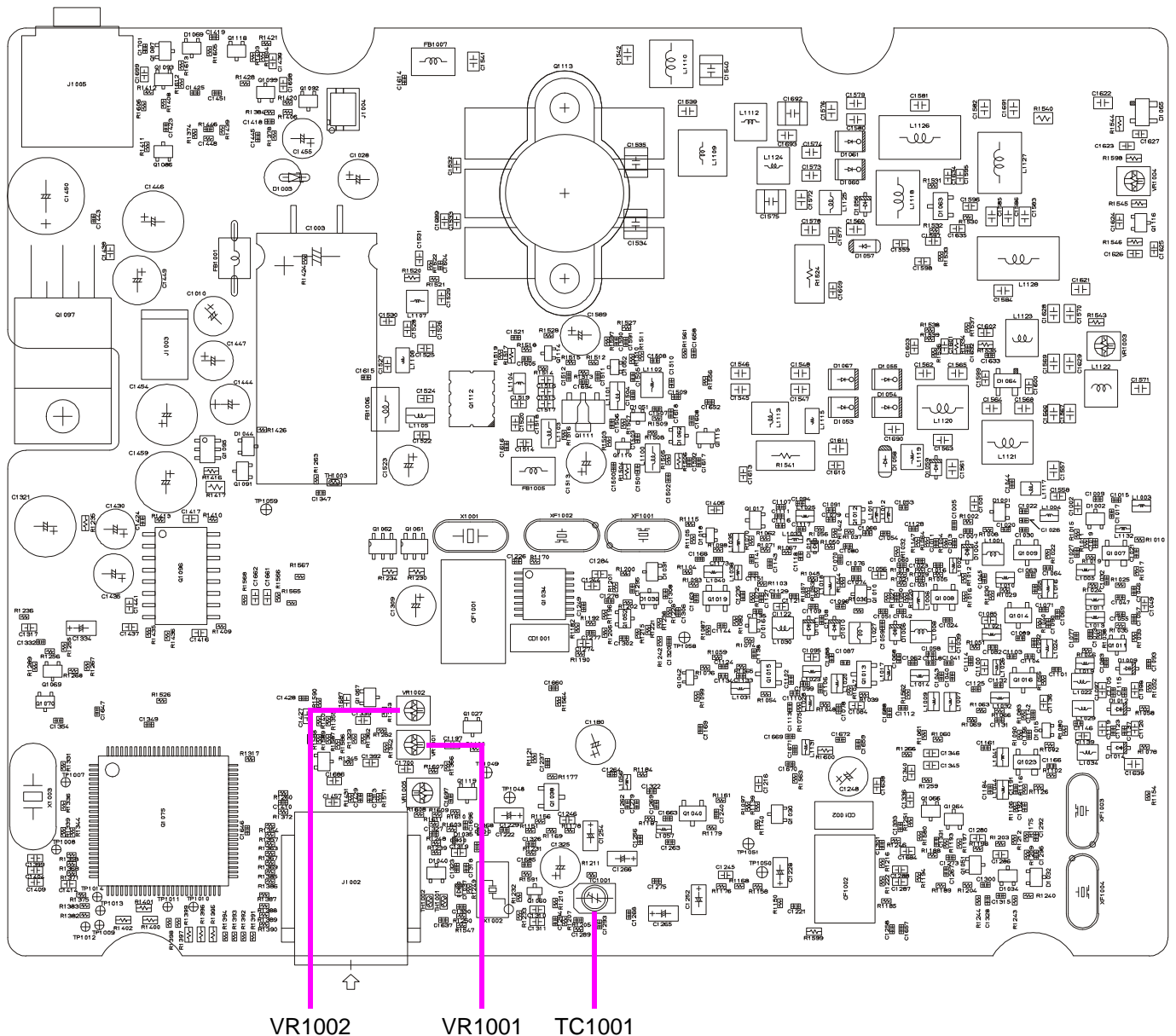
- Connect the wattmeter, dummy load, and frequency counter to the antenna jack.
- Tune the transceiver to 439.900 MHz, and set the TX power level to "MID 2."
- Key the transceiver, and adjust **TC1001** on the MAIN UNIT, if necessary, so the counter frequency is within 100 Hz of 439.900 MHz.

VHF Transmitter Deviation

- Connect the wattmeter, dummy load, and deviation meter to the antenna jack.
- Inject a 1 kHz audio signal at a level of 50 mV to pin 5 of the **MIC** jack (pin 4 is Ground).
- Key the transmitter on 146.000 MHz. Adjust **VR1002** for 4.0 ± 0.5 kHz (for USA version; other versions: 4.5 ± 0.5 kHz) deviation on the deviation meter.

UHF Transmitter Deviation

- Leave the wattmeter, dummy load, and deviation meter connected to the antenna jack.
- Inject a 1 kHz audio signal as a level of 50 mV to pin 5 of the **MIC** jack (pin 4 is Ground).
- Key the transmitter on 440.000 MHz. Adjust **VR1001** for 4.0 ± 0.5 kHz (for USA version; other versions: 4.5 ± 0.5 kHz) deviation on the deviation meter.



Alignment

Internal System Alignment Routine

This uses a programmed routine in the transceiver which simplifies many complex discrete component settings and adjustments using digitally-controlled settings via the front panel's buttons and LCD indications.

The examples below assume that the transceiver is to be used in a 4-MHz-wide band (144-148 MHz). The factory-default settings for the FT-7100M assume a wider transmit frequency range, so a "trick" must be used to set up the frequencies correctly.

- In the Alignment mode, a special memory table (see below) is temporarily established, providing pre-set frequencies to be used in the alignment process.

CH	VHF	UHF
1	108.000 MHz	360.000 MHz
2	137.000 MHz	390.000 MHz
3	144.000 MHz	430.000 MHz
4	146.000 MHz	440.000 MHz
5	148.000 MHz	450.000 MHz
6	165.000 MHz	460.000 MHz
7	180.000 MHz	480.000 MHz

Note: For transceivers operating on 144-146 MHz, use more appropriate frequencies, like 145.000/435.000 MHz (CH 4), 146.000/440.000 MHz (CH 5).

- To enter the Alignment mode, turn the transceiver off.
Now, short pins 1 and 6 of the **MIC** jack to Ground (pin 4). While these two pins are shorted to ground, press and hold in the **HOME** key while turning the transceiver on.
- Disconnect the shorting of pins 1 and 6 of the **MIC** jack to Ground; the transceiver is now in the Alignment mode.
- In the Alignment mode, each Alignment Menu is selected by the **LOW** (increase) and **REV** (decrease) keys; band change (VHF or UHF) is accomplished by the **BAND** key; and adjustment of the setting is accomplished by rotating the **Dial** knob.
- Once you have completed adjustment of each required Alignment Menu item, pressing the **TONE** key will lock in that setting.
- If the alignment step requires that you "key the transmitter," this may be accomplished by shorting pin 6 of the **MIC** jack to Ground.
- To save all settings and exit to normal operation, press the **V/M** key.

UHF Transmitter Output

- Connect the wattmeter and dummy load to the antenna jack.
- Enter the Alignment mode, then press the **LOW** and/or **REV** keys on the panel to select "POMAX."
- Press the **BAND** key to select "U4 xxx," if necessary (xxx = parameter).
- Key the transmitter, and confirm that the output power is more than 38 Watts.

- Press the **LOW** and/or **REV** keys on the panel to select "P0 HI." Press the **BAND** key to select "U3 xxx," if necessary (xxx = parameter).
- Key the transmitter, and rotate the **Dial** knob so as to achieve 35 watts (± 0.5 W) on the wattmeter.
- Press the **LOW** key to select "U4 xxx," if necessary (xxx = parameter).
- Key the transmitter, and rotate the **Dial** knob so as to achieve 35 watts (± 0.5 W) on the wattmeter.
- Press the **LOW** key to select "U5 xxx," if necessary (xxx = parameter).
- Key the transmitter, and rotate the **Dial** knob so as to achieve 35 watts (± 0.5 W) on the wattmeter.

- Press the **LOW** and/or **REV** keys on the panel to select "P0 M1." Press the **BAND** key to select "U3 xxx," if necessary (xxx = parameter).
- Key the transmitter, and rotate the **Dial** knob so as to achieve 20 watts (± 0.5 W) on the wattmeter.
- Press the **LOW** key to select "U4 xxx," if necessary (xxx = parameter).
- Key the transmitter, and rotate the **Dial** knob so as to achieve 20 watts (± 0.5 W) on the wattmeter.
- Press the **LOW** key to select "U5 xxx," if necessary (xxx = parameter).
- Key the transmitter, and rotate the **Dial** knob so as to achieve 20 watts (± 0.5 W) on the wattmeter.

- Press the **LOW** and/or **REV** keys on the panel to select "P0 M2." Press the **BAND** key to select "U3 xxx," if necessary (xxx = parameter).
- Key the transmitter, and rotate the **Dial** knob so as to achieve 10 watts (± 0.5 W) on the wattmeter.
- Press the **LOW** key to select "U4 xxx," if necessary (xxx = parameter).
- Key the transmitter, and rotate the **Dial** knob so as to achieve 10 watts (± 0.5 W) on the wattmeter.
- Press the **LOW** key to select "U5 xxx," if necessary (xxx = parameter).
- Key the transmitter, and rotate the **Dial** knob so as to achieve 10 watts (± 0.5 W) on the wattmeter.
- Press the **LOW** and/or **REV** keys on the panel to select "P0 L0." Press the **BAND** key to select "U3 xxx," if necessary (xxx = parameter).

Alignment

- Key the transmitter, and rotate the **Dial** knob so as to achieve 5 watt (± 0.5 W) on the wattmeter.
- Press the **LOW** key to select "U4 xxx," if necessary (xxx = parameter).
- Key the transmitter, and rotate the **Dial** knob so as to achieve 5 watt (± 0.5 W) on the wattmeter.
- Press the **LOW** key to select "U5 xxx," if necessary (xxx = parameter).
- Key the transmitter, and rotate the **Dial** knob so as to achieve 5 watt (± 0.5 W) on the wattmeter.
- Press the **V/M** key to save the new settings and exit.

UHF DCS Deviation

- Connect the wattmeter, dummy load and deviation meter to the antenna jack.
- Enter the Alignment mode, then press the **LOW** and/or **REV** keys on the panel to select "DCS M."
- Press the **BAND** key to select "U4 xxx," if necessary (xxx = parameter).
- Key the transmitter, and rotate the **Dial** knob so as to achieve 0.6 kHz (± 0.2 kHz) on the deviation meter.
- Press the **V/M** key to save the new setting and exit.

UHF Receiver

- Connect the RF signal generator to the antenna jack, and inject an RF signal from the signal generator at 10 dB μ on the "Memory Channel 1" frequency with ± 3.5 kHz deviation of a 1 kHz tone.
- Enter the Alignment mode, then press the **LOW** and/or **REV** keys on the panel to select "TUNE 1."
- Rotate the **Dial** knob so as to obtain the maximum numerical value in the memory channel area on the transceiver's display.
- Inject an RF signal from the signal generator at 10 dB μ on the "Memory Channel 2" frequency with ± 3.5 kHz deviation of a 1 kHz tone.
- Press the **LOW** and/or **REV** keys on the panel to select "TUNE 2."
- Rotate the **Dial** knob so as to obtain the maximum numerical value in the memory channel area on the transceiver's display.
- Inject an RF signal from the signal generator at 10 dB μ on the "Memory Channel 3" frequency with ± 3.5 kHz deviation of a 1 kHz tone.
- Press the **LOW** and/or **REV** keys on the panel to select "TUNE 3."
- Rotate the **Dial** knob so as to obtain the maximum numerical value in the memory channel area on the transceiver's display.

- Inject an RF signal from the signal generator at 10 dB μ on the "Memory Channel 4" frequency with ± 3.5 kHz deviation of a 1 kHz tone.
- Press the **LOW** and/or **REV** keys on the panel to select "TUNE 4."
- Rotate the **Dial** knob so as to obtain the maximum numerical value in the memory channel area on the transceiver's display.
- Inject an RF signal from the signal generator at 10 dB μ on the "Memory Channel 5" frequency with ± 3.5 kHz deviation of a 1 kHz tone.
- Press the **LOW** and/or **REV** keys on the panel to select "TUNE 5."
- Rotate the **Dial** knob so as to obtain the maximum indication in the memory channel area on the transceiver's display.
- Inject an RF signal from the signal generator at 10 dB μ on the "Memory Channel 6" frequency with ± 3.5 kHz deviation of a 1 kHz tone.
- Press the **LOW** and/or **REV** keys on the panel to select "TUNE 6."
- Rotate the **Dial** knob so as to obtain the maximum numerical value in the memory channel area on the transceiver's display.
- Inject an RF signal from the signal generator at 10 dB μ on the "Memory Channel 7" frequency with ± 3.5 kHz deviation of a 1 kHz tone.
- Press the **LOW** and/or **REV** keys on the panel to select "TUNE 7."
- Rotate the **Dial** knob so as to obtain the maximum numerical value in the memory channel area on the transceiver's display.
- Press the **V/M** key to save the new settings and exit.

UHF Discriminator Center Meter Calibration

- Connect the RF signal generator to the antenna jack, and inject an RF signal from the signal generator at 20 dB μ on 439.9975 MHz (2.5 kHz below Memory Channel 4) with ± 3.5 kHz deviation of a 1 kHz tone.
- Enter the Alignment mode, then press the **LOW** and **REV** keys on the panel to select "CTR -."
- Press the **BAND** key to select "U4 xxx," if necessary (xxx = parameter).
- Press the **TONE** key.
- Inject an RF signal from the signal generator at 20 dB μ on 440.0025 MHz (2.5 kHz above Memory Channel 4) with ± 3.5 kHz deviation of a 1 kHz tone.
- Press the **LOW** and/or **REV** keys on the panel to select "CTR +."
- Press the **TONE** key.
- Press the **V/M** key to save the new setting and exit.

Alignment

UHF Squelch Threshold Calibration

- Connect the RF signal generator to the antenna jack, and inject an RF signal from the signal generator at $-13\text{ dB}\mu$ on the "Memory Channel 4" frequency with $\pm 3.5\text{ kHz}$ deviation of a 1 kHz tone.
- Enter the Alignment mode, then press the **LOW** and/or **REV** keys on the panel to select "SQL S."
- Press the **BAND** key to select "U4 xxx," if necessary (xxx = parameter).
- Press the **TONE** key.
- Press the **V/M** key to save the new setting and exit.

UHF Tight Squelch Calibration

- Connect the RF signal generator to the antenna jack, and inject an RF signal from the signal generator at $5\text{ dB}\mu$ on the "Memory Channel 4" frequency with $\pm 3.5\text{ kHz}$ deviation of a 1 kHz tone.
- Enter the Alignment mode, then press the **LOW** and/or **REV** keys on the panel to select "SQL T."
- Press the **BAND** key to select "U4 xxx," if necessary (xxx = parameter).
- Press the **TONE** key.
- Press the **V/M** key to save the new setting and exit.

UHF S-Meter (S-1 Level) Calibration

- Connect the RF signal generator to the antenna jack, and inject an RF signal from the signal generator at $-8\text{ dB}\mu$ on "Memory Channel 4" frequency with $\pm 3.5\text{ kHz}$ deviation of a 1 kHz tone.
- Enter the Alignment mode, then press the **LOW** and/or **REV** keys on the panel to select "SMT 1."
- Press the **BAND** key to select "U4 xxx," if necessary (xxx = parameter).
- Press the **TONE** key.
- Press the **V/M** key to save the new setting and exit.

UHF S-Meter (Full Scale) Calibration

- Connect the RF signal generator to the antenna jack, and inject an RF signal from the signal generator at $25\text{ dB}\mu$ on "Memory Channel 4" frequency with $\pm 3.5\text{ kHz}$ deviation of a 1 kHz tone.
- Enter the Alignment mode, then press the **LOW** and/or **REV** keys on the panel to select "SMT F."
- Press the **BAND** key to select "U4 xxx," if necessary (xxx = parameter).
- Press the **TONE** key.
- Press the **V/M** key to save the new setting and exit.

VHF Transmitter Output

- Connect the wattmeter and dummy load to the antenna jack.
- Enter the Alignment mode, then press the **LOW** and/or **REV** keys on the panel to select "POMAX."
- Key the transmitter, and confirm that the output power is more than 53 Watts.

- Press the **LOW** and/or **REV** keys on the panel to select "PO HI." Press the **BAND** key to select "V3 xxx," if necessary (xxx = parameter).
- Key the transmitter, and rotate the **Dial** knob so as to achieve 50 watts ($\pm 0.5\text{ W}$) on the wattmeter.
- Press the **BAND** key to select "V4 xxx," if necessary (xxx = parameter).
- Key the transmitter, and rotate the **Dial** knob so as to achieve 50 watts ($\pm 0.5\text{ W}$) on the wattmeter.
- Press the **BAND** key to select "V5 xxx," if necessary (xxx = parameter).
- Key the transmitter, and rotate the **Dial** knob so as to achieve 50 watts ($\pm 0.5\text{ W}$) on the wattmeter.

- Press the **LOW** and/or **REV** keys on the panel to select "PO M1." Press the **BAND** key to select "V3 xxx," if necessary (xxx = parameter).
- Key the transmitter, and rotate the **Dial** knob so as to achieve 20 watts ($\pm 0.5\text{ W}$) on the wattmeter.
- Press the **BAND** key to select "V4 xxx," if necessary (xxx = parameter).
- Key the transmitter, and rotate the **Dial** knob so as to achieve 20 watts ($\pm 0.5\text{ W}$) on the wattmeter.
- Press the **BAND** key to select "V5 xxx," if necessary (xxx = parameter).
- Key the transmitter, and rotate the **Dial** knob so as to achieve 20 watts ($\pm 0.5\text{ W}$) on the wattmeter.

- Press the **LOW** and/or **REV** keys on the panel to select "PO M2." Press the **BAND** key to select "V3 xxx," if necessary (xxx = parameter).
- Key the transmitter, and rotate the **Dial** knob so as to achieve 10 watts ($\pm 0.5\text{ W}$) on the wattmeter.
- Press the **BAND** key to select "V4 xxx," if necessary (xxx = parameter).
- Key the transmitter, and rotate the **Dial** knob so as to achieve 10 watts ($\pm 0.5\text{ W}$) on the wattmeter.
- Press the **BAND** key to select "V5 xxx," if necessary (xxx = parameter).
- Key the transmitter, and rotate the **Dial** knob so as to achieve 10 watts ($\pm 0.5\text{ W}$) on the wattmeter.

- Press the **LOW** and/or **REV** keys on the panel to select "PO LO." Press the **BAND** key to select "V3 xxx," if necessary (xxx = parameter).

Alignment

- Key the transmitter, and rotate the **Dial** knob so as to achieve 5 watt (± 0.5 W) on the wattmeter.
- Press the **BAND** key to select "V4 xxx," if necessary (xxx = parameter).
- Key the transmitter, and rotate the **Dial** knob so as to achieve 5 watt (± 0.5 W) on the wattmeter.
- Press the **BAND** key to select "V5 xxx," if necessary (xxx = parameter).
- Key the transmitter, and rotate the **Dial** knob so as to achieve 5 watt (± 0.5 W) on the wattmeter.
- Press the **V/M** key to save the new settings and exit.

VHF DCS Deviation

- Connect the wattmeter, dummy load and deviation meter to the antenna jack.
- Enter the Alignment mode, then press the **LOW** and/or **REV** keys on the panel to select "DCS M."
- Press the **BAND** key to select "V4 xxx," if necessary (xxx = parameter).
- Key the transmitter, and rotate the **Dial** knob so as to achieve 0.6 kHz (± 0.2 kHz) on the deviation meter.
- Press the **V/M** key to save the new setting and exit.

VHF Receiver

- Connect the RF signal generator to the antenna jack, and inject an RF signal from the signal generator at 10 dB μ on the "Memory Channel 1" frequency with ± 3.5 kHz deviation of a 1 kHz tone.
- Enter the Alignment mode, then press the **LOW** and/or **REV** keys on the panel to select "TUNE 1."
- Rotate the **Dial** knob so as to obtain the maximum numerical value in the memory channel area on the transceiver's display.
- Inject an RF signal from the signal generator at 10 dB μ on the "Memory Channel 2" frequency with ± 3.5 kHz deviation of a 1 kHz tone.
- Press the **LOW** and/or **REV** keys on the panel to select "TUNE 2."
- Rotate the **Dial** knob so as to obtain the maximum numerical value in the memory channel area on the transceiver's display.
- Inject an RF signal from the signal generator at 10 dB μ on the "Memory Channel 3" frequency with ± 3.5 kHz deviation of a 1 kHz tone.
- Press the **LOW** and/or **REV** keys on the panel to select "TUNE 3."
- Rotate the **Dial** knob so as to obtain the maximum numerical value in the memory channel area on the transceiver's display.

- Inject an RF signal from the signal generator at 10 dB μ on the "Memory Channel 4" frequency with ± 3.5 kHz deviation of a 1 kHz tone.
- Press the **LOW** and/or **REV** keys on the panel to select "TUNE 4."
- Rotate the **Dial** knob so as to obtain the maximum numerical value in the memory channel area on the transceiver's display.
- Inject an RF signal from the signal generator at 10 dB μ on the "Memory Channel 5" frequency with ± 3.5 kHz deviation of a 1 kHz tone.
- Press the **LOW** and/or **REV** keys on the panel to select "TUNE 5."
- Rotate the **Dial** knob so as to obtain the maximum numerical value in the memory channel area on the transceiver's display.
- Inject an RF signal from the signal generator at 10 dB μ on the "Memory Channel 6" frequency with ± 3.5 kHz deviation of a 1 kHz tone.
- Press the **LOW** and/or **REV** keys on the panel to select "TUNE 6."
- Rotate the **Dial** knob so as to obtain the maximum numerical value in the memory channel area on the transceiver's display.
- Inject an RF signal from the signal generator at 10 dB μ on the "Memory Channel 7" frequency with ± 3.5 kHz deviation of a 1 kHz tone.
- Press the **LOW** and/or **REV** keys on the panel to select "TUNE 7."
- Rotate the **Dial** knob so as to obtain the maximum numerical value in the memory channel area on the transceiver's display.
- Press the **V/M** key to save the new setting and exit.

VHF Discriminator Center Meter Calibration

- Connect the RF signal generator to the antenna jack, and inject an RF signal from the signal generator at 20 dB μ on 145.9975 MHz (2.5 kHz below Memory Channel 4) with ± 3.5 kHz deviation of a 1 kHz tone.
- Enter the Alignment mode, then press the **LOW** and/or **REV** keys on the panel to select "CTR -."
- Press the **BAND** key to select "V4 xxx," if necessary (xxx = parameter).
- Press the **TONE** key.
- Inject an RF signal from the signal generator at 20 dB μ on 146.0025 MHz (2.5 kHz above Memory Channel 4) with ± 3.5 kHz deviation of a 1 kHz tone.
- Press the **LOW** and/or **REV** keys on the panel to select "CTR +."
- Press the **TONE** key.
- Press the **V/M** key to save the new setting and exit.

Alignment

VHF Squelch Threshold Calibration

- Connect the RF signal generator to the antenna jack, and inject an RF signal from the signal generator at $-13\text{ dB}\mu$ on the "Memory Channel 4" frequency with $\pm 3.5\text{ kHz}$ deviation of a 1 kHz tone.
- Enter the Alignment mode, then press the **LOW** and/or **REV** keys on the panel to select "SQL S."
- Press the **BAND** key to select "V4 xxx," if necessary (xxx = parameter).
- Press the **TONE** key.
- Press the **V/M** key to save the new setting and exit.

VHF Tight Squelch Calibration

- Connect the RF signal generator to the antenna jack, and inject an RF signal from the signal generator at $5\text{ dB}\mu$ on the "Memory Channel 4" frequency with $\pm 3.5\text{ kHz}$ deviation of a 1 kHz tone.
- Enter the Alignment mode, then press the **LOW** and/or **REV** keys on the panel to select "SQL T."
- Press the **BAND** key to select "V4 xxx," if necessary (xxx = parameter).
- Press the **TONE** key.
- Press the **V/M** key to save the new setting and exit.

VHF S-Meter (S-1 Level) Calibration

- Connect the RF signal generator to the antenna jack, and inject an RF signal from the signal generator at $-8\text{ dB}\mu$ on the "Memory Channel 4" frequency with $\pm 3.5\text{ kHz}$ deviation of a 1 kHz tone.
- Enter the Alignment mode, then press the **LOW** and/or **REV** keys on the panel to select "SMT 1."
- Press the **BAND** key to select "V4 xxx," if necessary (xxx = parameter).
- Press the **TONE** key.
- Press the **V/M** key to save the new setting and exit.

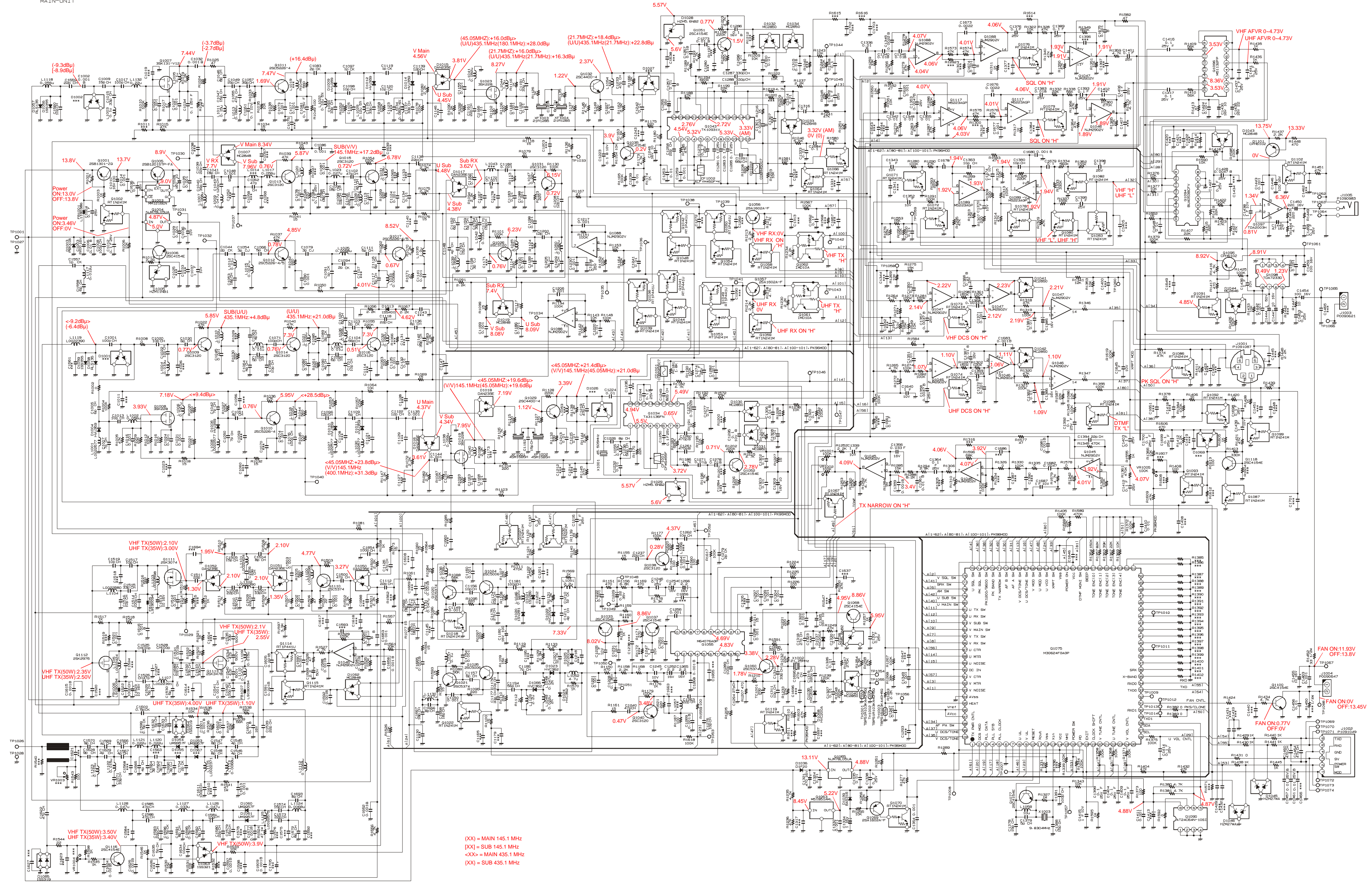
VHF S-Meter (Full Scale) Calibration

- Connect the RF signal generator to the antenna jack, and inject an RF signal from the signal generator at $25\text{ dB}\mu$ on the "Memory Channel 4" frequency with $\pm 3.5\text{ kHz}$ deviation of a 1 kHz tone.
- Enter the Alignment mode, then press the **LOW** and/or **REV** keys on the panel to select "SMT F."
- Press the **BAND** key to select "V4 xxx," if necessary (xxx = parameter).
- Press the **TONE** key.
- Press the **V/M** key to save the new setting and exit.

DC Voltage Display

- Adjust the DC power supply voltage to 13.8 V.
- Enter the Alignment mode, then press the **LOW** and/or **REV** keys on the panel to select "DC IN," and rotate the **Dial** knob so as to set the display to 13.8 V
- Press the **TONE** key.
- Press the **V/M** key to save the new setting and exit to normal operation.

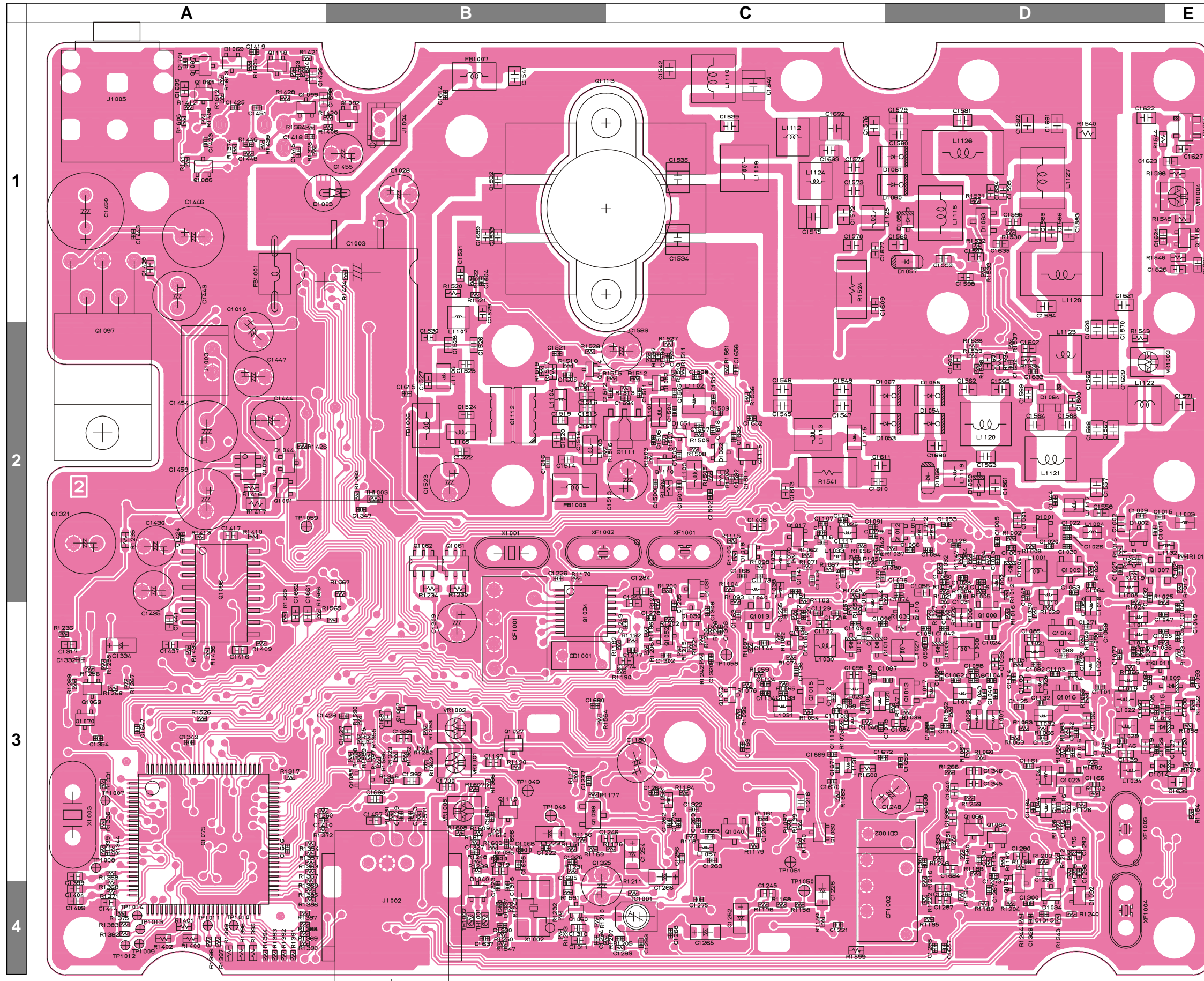
MAIN-UNIT



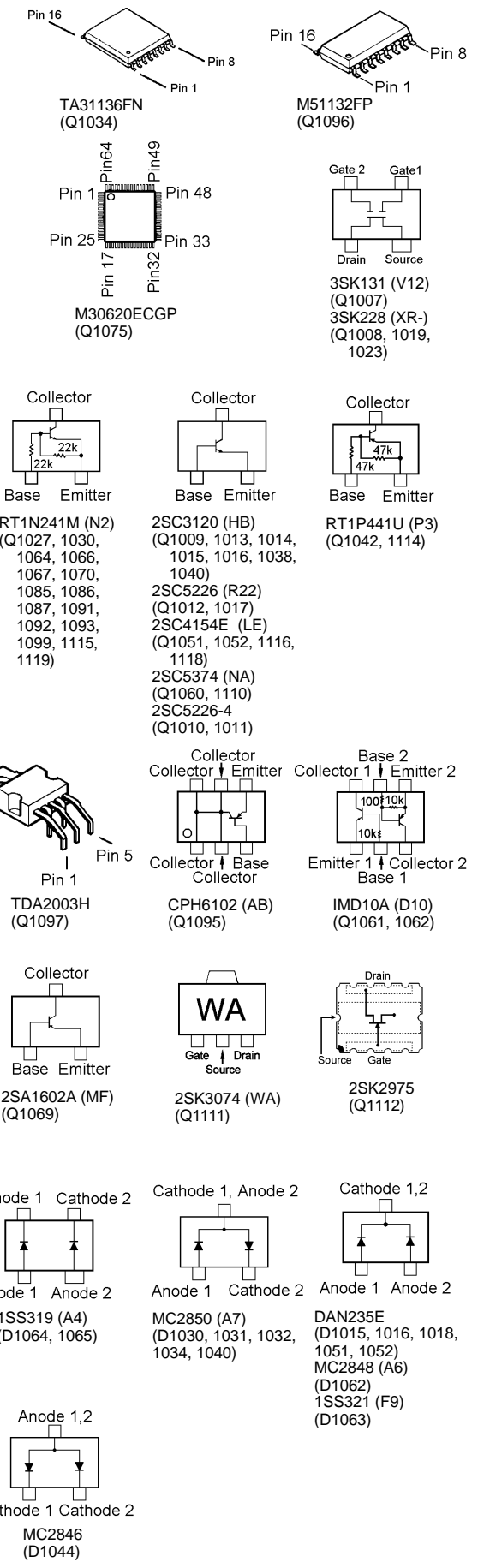
(XX) = MAIN 145.1 MHz
 (XX) = SUB 145.1 MHz
 $\langle XX \rangle$ = MAIN 435.1 MHz
 $\langle XX \rangle$ = SUB 435.1 MHz

MAIN Unit (Lot. 1~)

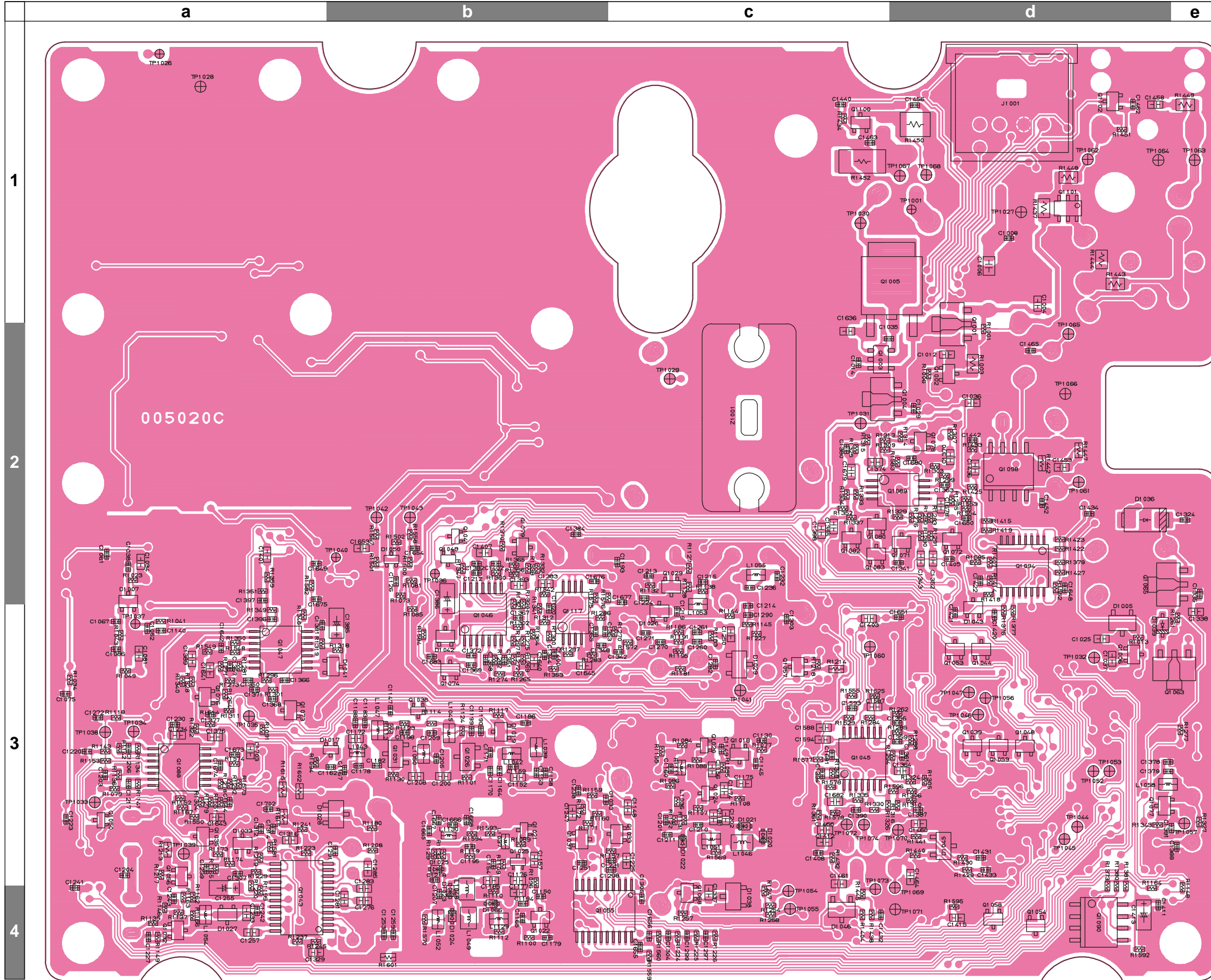
Note:



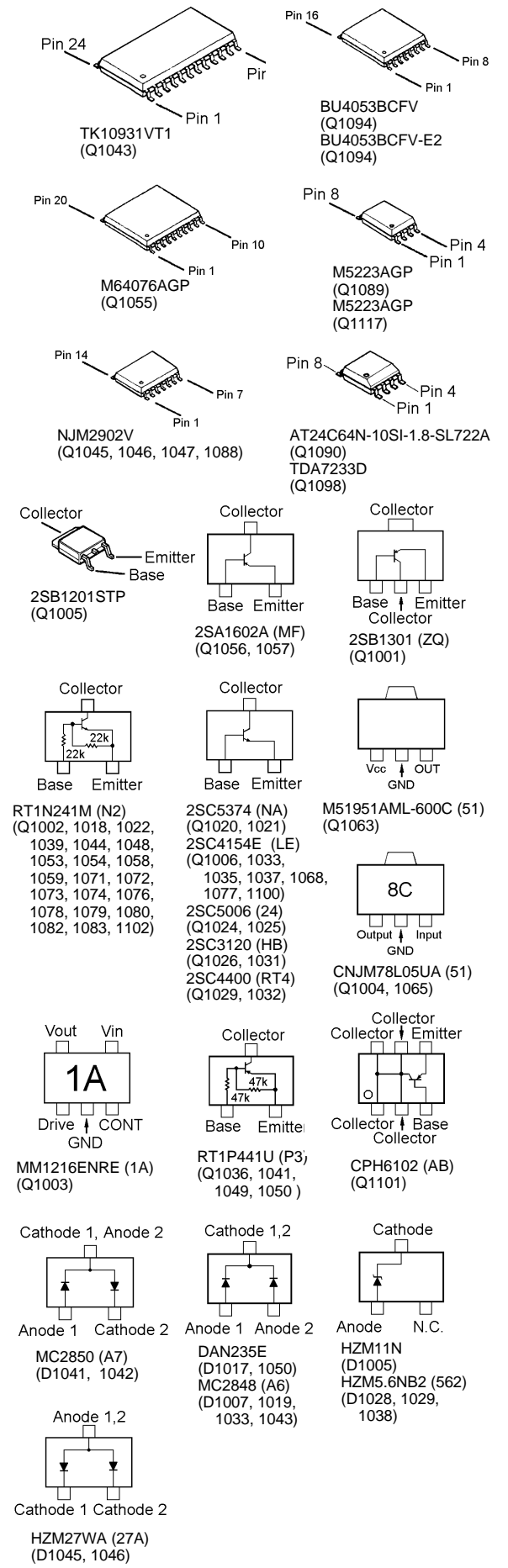
Side A



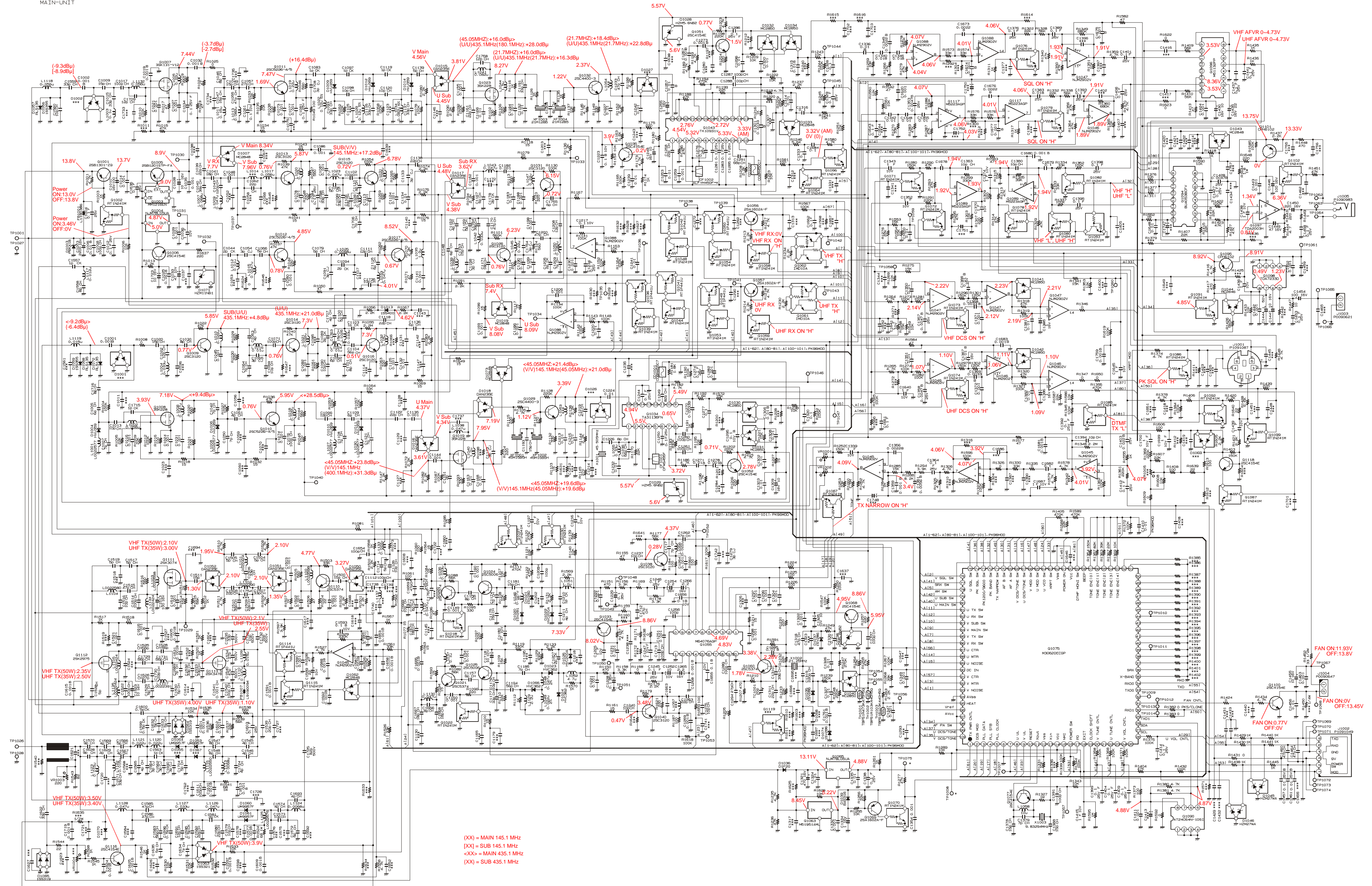
MAIN Unit (Lot. 1~)



Side B

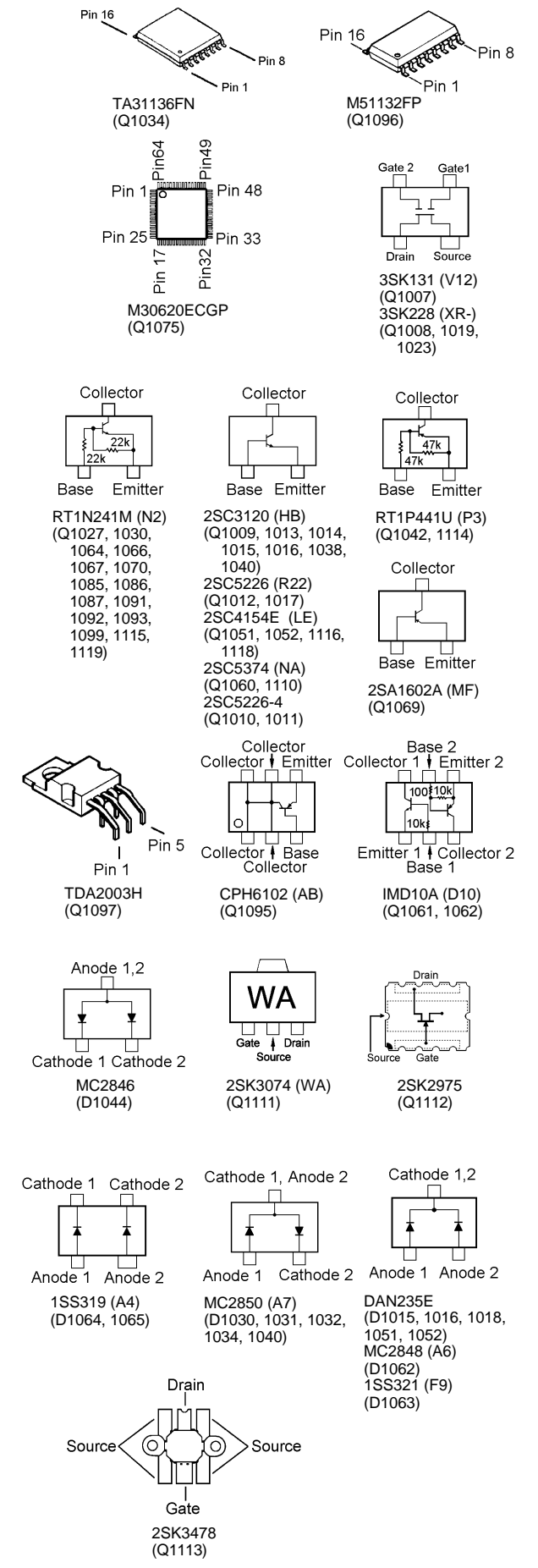
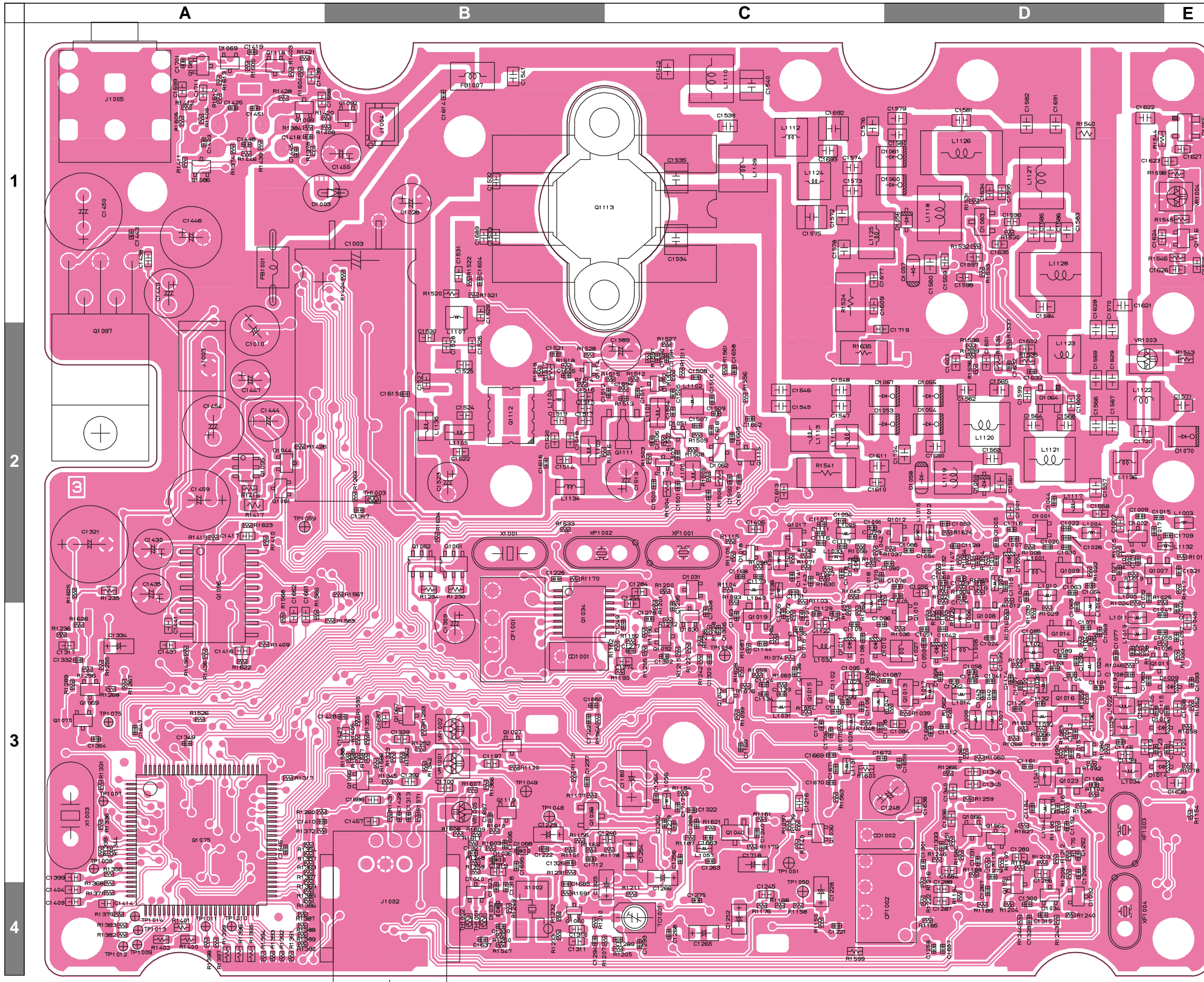


MAIN-UNIT



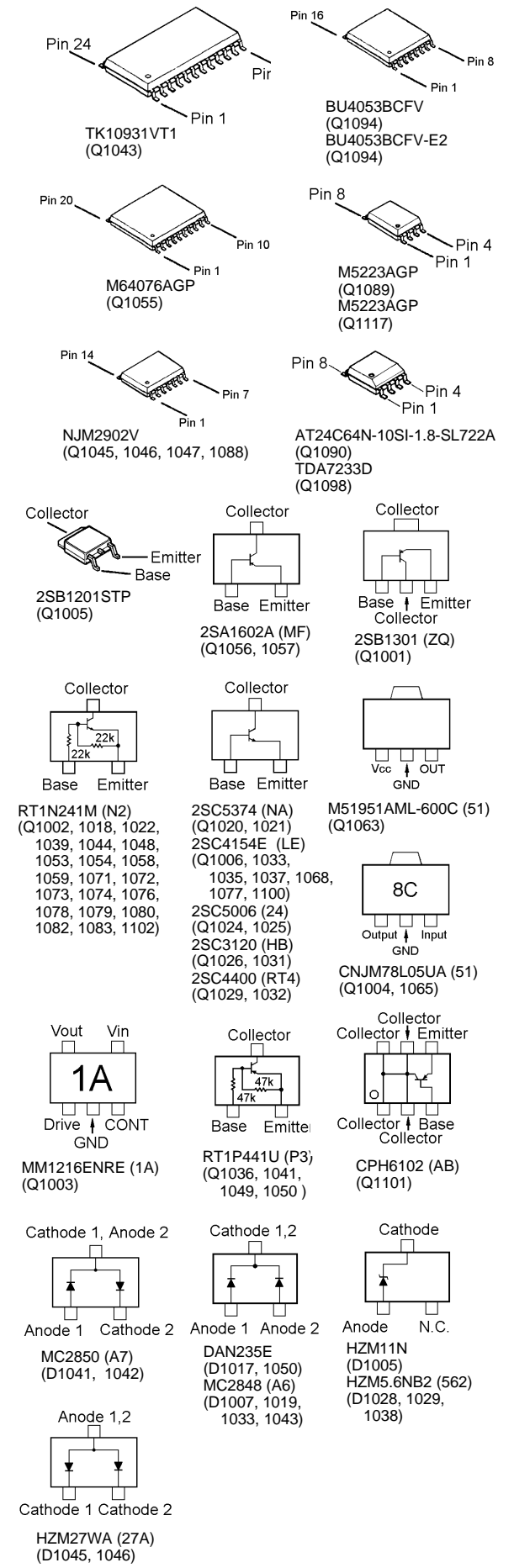
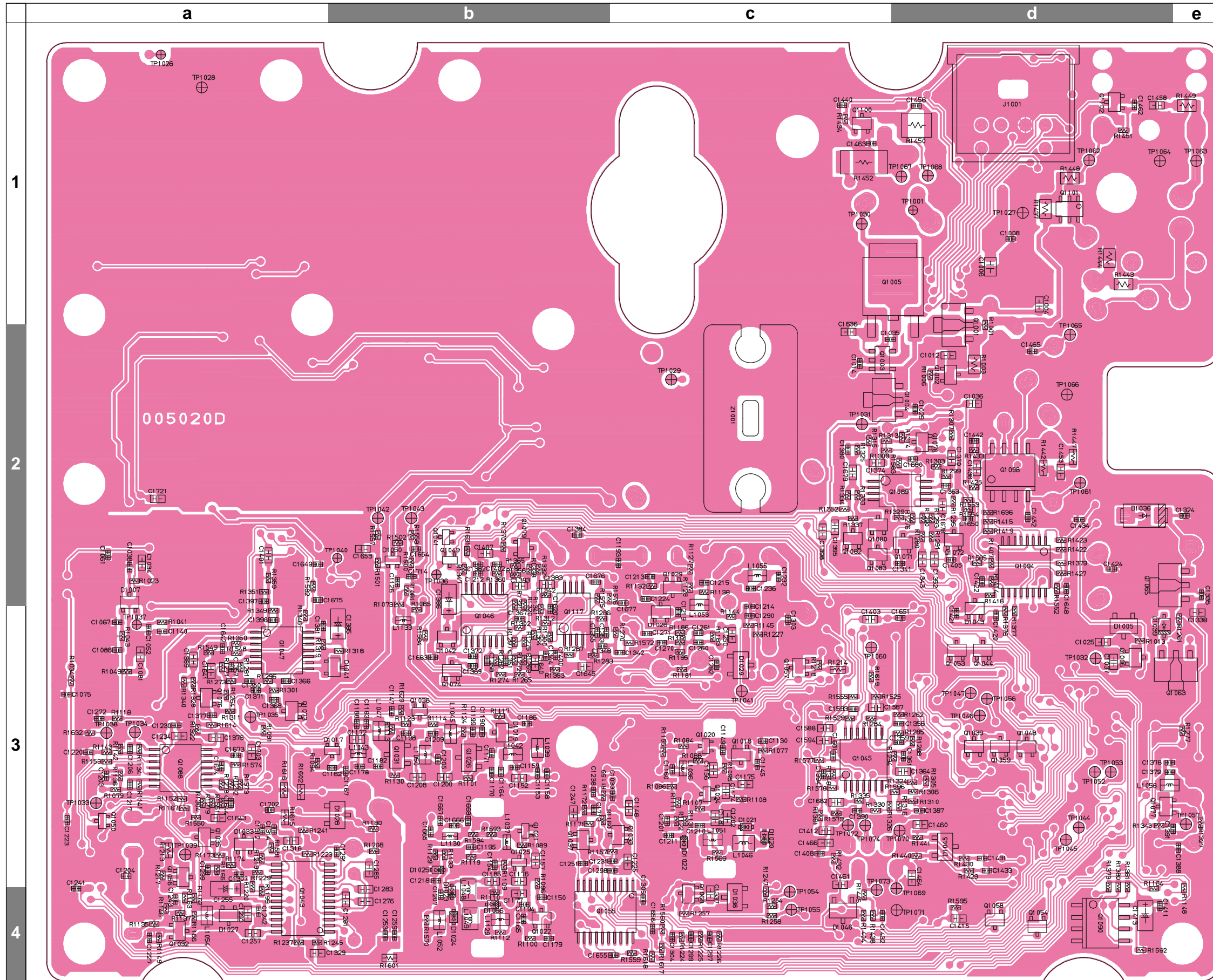
MAIN Unit (Lot. 5~)

Note:



Side A

MAIN Unit (Lot. 5~)



Side B

Parts List

REF.	DESCRIPTION	VALUE	V/W	TOL.	MFR'S DESIG	VXSTD P/N	VERS.	LOT.	SIDE	LAY ADR
*** MAIN UNIT ***										
	PCB with Components					CS1738003	USA VERSION A2			
	PCB with Components					CS1738004	EXPORT VERSION A1			
	PCB with Components					CS1738005	EXPORT VERSION A2			
	PCB with Components					CS1738006	EXPORT VERSION A3			
	PCB with Components					CS1738007	EXPORT VERSION B1			
	PCB with Components					CS1738008	EXPORT VERSION B2			
	PCB with Components					CS1738009	EXPORT VERSION B3			
	PCB with Components					CS1738010	EXPORT VERSION C1			
	PCB with Components					CS1738011	EXPORT VERSION C2			
	PCB with Components					CS1738012	EXPORT VERSION C3			
	PCB with Components					CS1738013	EXPORT VERSION D1			
	PCB with Components					CS1738014	EXPORT VERSION D2			
	PCB with Components					CS1738015	AUS VERSION H1			
	PCB with Components					CS1738016	AUS VERSION H2			
	PCB with Components					CS1738017	EXPORT VERSION B1, CE OFF			
	Printed Circuit Board					FR005020C		1-		
	Printed Circuit Board					FR005020D		5-		
C 1001	CHIP CAP.	15pF	50V	CH	GRM39CH150J50PT	K22174215		1	A	D2
C 1001	CHIP CAP.	0.001uF	50V	B	GRM39B102K50PT	K22174821		2-	A	D2
C 1002	CHIP CAP.	0.001uF	50V	B	GRM39B102K50PT	K22174821		1-	A	D2
C 1003	AL.ELECTRO.CAP.	2200uF	16V		RE2-16V222M 2200UF	K40129050		1-	A	B1
C 1004	CHIP CAP.	0.1uF	25V	F	GRM39F104Z25PT	K22145001		1-	B	d1
C 1005	CHIP CAP.	6pF	50V	CH	GRM36CH060D50PT	K22178208		1-	A	D2
C 1006	CHIP CAP.	0.01uF	50V	B	GRM40B103K50PT	K22170826		1-	B	d1
C 1007	CHIP CAP.	7pF	50V	CH	GRM36CH070D50PT	K22178209		1-	A	D2
C 1008	CHIP CAP.	100pF	50V	CH	GRM36CH101J50PT	K22178236		1-	B	d1
C 1009	CHIP CAP.	15pF	50V	CH	GRM36CH150J50PT	K22178216		1-	A	D2
C 1010	AL.ELECTRO.CAP.	100uF	16V		SMG1CVB101M 100UF	K40129060		1-	A	A2
C 1012	CHIP CAP.	0.1uF	25V	F	GRM39F104Z25PT	K22145001		1-	B	d2
C 1013	CHIP CAP.	10pF	50V	CH	GRM36CH100D50PT	K22178212		1-	A	D2
C 1014	CHIP CAP.	0.001uF	50V	B	GRM36B102K50PT	K22178809		1-	B	c2
C 1015	CHIP CAP.	33pF	50V	CH	GRM36CH330J50PT	K22178224		1-	A	D2
C 1016	CHIP CAP.	0.001uF	50V	B	GRM36B102K50PT	K22178809		1-	A	D2
C 1017	CHIP CAP.	100pF	50V	CH	GRM36CH101J50PT	K22178236		1-	A	D2
C 1019	CHIP CAP.	0.001uF	50V	B	GRM36B102K50PT	K22178809		4-	A	D2
C 1020	CHIP CAP.	10pF	50V	CH	GRM36CH100D50PT	K22178212		1	A	D2
C 1020	CHIP CAP.	15pF	50V	CH	GRM36CH150J50PT	K22178216		2-	A	D2
C 1021	CHIP CAP.	0.001uF	50V	B	GRM36B102K50PT	K22178809		1-	A	E2
C 1022	CHIP CAP.	12pF	50V	CH	GRM36CH120J50PT	K22178214		1-	A	D2
C 1024	CHIP CAP.	0.001uF	50V	B	GRM36B102K50PT	K22178809		1-	A	D3
C 1025	CHIP CAP.	0.001uF	50V	B	GRM39B102K50PT	K22174821		2-	B	d3
C 1027	CHIP CAP.	0.001uF	50V	B	GRM36B102K50PT	K22178809		1-	A	D2
C 1028	AL.ELECTRO.CAP.	10uF	16V		16V100M4X7TR2	K46120004		1-	A	B1
C 1028	TANTALUM CAP.	10uF	16V		DN1C100M1S	K70127106		3-	A	B1
C 1029	CHIP CAP.	0.001uF	50V	B	GRM36B102K50PT	K22178809		1-	B	d2
C 1030	CHIP CAP.	6pF	50V	CH	GRM36CH060D50PT	K22178208		1-	A	D2
C 1030	CHIP CAP.	8pF	50V	CH	GRM36CH080D50PT	K22178210		20-	A	D2
C 1031	CHIP CAP.	0.001uF	50V	B	GRM36B102K50PT	K22178809		1-	A	D2
C 1032	CHIP CAP.	0.001uF	50V	B	GRM36B102K50PT	K22178809		1-	A	D2
C 1033	AL.ELECTRO.CAP.	100uF	16V		SMG1CVB101M 100UF	K40129060		4-	B	c3
C 1034	CHIP CAP.	0.1uF	25V	F	GRM39F104Z25PT	K22145001		1-	B	a2
C 1035	CHIP CAP.	0.001uF	50V	B	GRM36B102K50PT	K22178809		1-	B	c2
C 1036	CHIP CAP.	1uF	10V	F	GRM39F105Z10PT	K22105001		1-	B	d2
C 1037	CHIP CAP.	1uF	10V	F	GRM39F105Z10PT	K22105001		1-3	B	d3
C 1039	CHIP CAP.	22pF	50V	CH	GRM39CH220J50PT	K22174219		1-	A	D3
C 1040	CHIP CAP.	39pF	50V	CH	GRM36CH390J50PT	K22178226		1-	A	D3
C 1040	CHIP CAP.	100pF	50V	CH	GRM36CH101J50PT	K22178236		20-	A	D3
C 1041	CHIP CAP.	18pF	50V	CH	GRM36CH180J50PT	K22178218		1-	A	D3
C 1042	CHIP CAP.	7pF	50V	CH	GRM36CH070D50PT	K22178209		1-	A	D3
C 1043	CHIP CAP.	120pF	50V	CH	GRM36CH121J50PT	K22178238		1-	A	D3
C 1044	CHIP CAP.	2pF	50V	CK	GRM36CK020C50PT	K22178204		1-15	A	D2
C 1044	CHIP CAP.	1pF	50V	CK	GRM36CK010C50PT	K22178202	W/ CE LABEL	16-	A	D2
C 1044	CHIP CAP.	2pF	50V	CK	GRM36CK020C50PT	K22178204	W/O CE LABEL	16-	A	D2
C 1045	CHIP CAP.	0.001uF	50V	B	GRM36B102K50PT	K22178809		1-	A	D2
C 1046	CHIP CAP.	8pF	50V	CH	GRM36CH080D50PT	K22178210		1-	A	E3
C 1046	CHIP CAP.	15pF	50V	CH	GRM36CH150J50PT	K22178216		3	A	E3

MAIN Unit

REF.	DESCRIPTION	VALUE	V/W	TOL.	MFR'S DESIG	VXSTD P/N	VERS.	LOT.	SIDE	LAY ADR
C 1046	CHIP CAP.	8pF	50V	CH	GRM36CH080D50PT	K22178210		4-	A	E3
C 1047	CHIP CAP.	15pF	50V	CH	GRM36CH150J50PT	K22178216		1-	A	D3
C 1048	CHIP CAP.	0.001uF	50V	B	GRM36B102K50PT	K22178809		1-	A	D3
C 1049	CHIP CAP.	15pF	50V	CH	GRM39CH150J50PT	K22174215		1-	A	E3
C 1050	CHIP CAP.	7pF	50V	CH	GRM36CH070D50PT	K22178209		1-	A	D3
C 1051	CHIP CAP.	4pF	50V	CH	GRM36CH040C50PT	K22178206		1-	A	D3
C 1053	CHIP CAP.	18pF	50V	CH	GRM36CH180J50PT	K22178218		1	A	D2
C 1054	CHIP CAP.	3pF	50V	CJ	GRM36CJ030C50PT	K22178205		1-15	A	D2
C 1054	CHIP CAP.	1pF	50V	CK	GRM36CK010C50PT	K22178202	W/ CE LABEL	16-	A	D2
C 1054	CHIP CAP.	3pF	50V	CJ	GRM36CJ030C50PT	K22178205	W/O CE LABEL	16-	A	D2
C 1055	CHIP CAP.	47pF	50V	CH	GRM36CH470J50PT	K22178228		1-	A	D3
C 1057	CHIP CAP.	39pF	50V	CH	GRM36CH390J50PT	K22178226		1	A	E3
C 1057	CHIP CAP.	27pF	50V	CH	GRM36CH270J50PT	K22178222		2-	A	E3
C 1061	CHIP CAP.	0.1uF	10V	B	GRM36B104K10PT	K22108802		1-	B	a2
C 1062	CHIP CAP.	22pF	50V	CH	GRM36CH220J50PT	K22178220		1-	A	D3
C 1063	CHIP CAP.	22pF	50V	CH	GRM36CH220J50PT	K22178220		1	A	D2
C 1063	CHIP CAP.	4pF	50V	CH	GRM36CH040C50PT	K22178206		2-	A	D2
C 1064	CHIP CAP.	4pF	50V	CH	GRM36CH040C50PT	K22178206		1-	A	D2
C 1064	CHIP CAP.	7pF	50V	CH	GRM36CH070D50PT	K22178209		20-	A	D2
C 1065	CHIP CAP.	5pF	50V	CH	GRM36CH050C50PT	K22178207		1-	A	D3
C 1065	CHIP CAP.	3pF	50V	CJ	GRM36CJ030C50PT	K22178205		20-	A	D3
C 1066	CHIP CAP.	5pF	50V	CH	GRM36CH050C50PT	K22178207		1-	A	D2
C 1069	CHIP CAP.	10pF	50V	CH	GRM36CH100D50PT	K22178212		1-	A	D3
C 1071	CHIP CAP.	100pF	50V	CH	GRM36CH101J50PT	K22178236		1-	A	D3
C 1073	CHIP CAP.	0.001uF	50V	B	GRM36B102K50PT	K22178809		1-	A	D3
C 1074	CHIP CAP.	0.001uF	50V	B	GRM36B102K50PT	K22178809		1-	A	D2
C 1076	CHIP CAP.	100pF	50V	CH	GRM36CH101J50PT	K22178236		1-	A	D2
C 1077	CHIP CAP.	0.001uF	50V	B	GRM36B102K50PT	K22178809		1-	A	D3
C 1078	CHIP CAP.	0.001uF	50V	B	GRM36B102K50PT	K22178809		1-	A	C3
C 1079	CHIP CAP.	3pF	50V	CJ	GRM36CJ030C50PT	K22178205		1-	A	C2
C 1079	CHIP CAP.	5pF	50V	CH	GRM36CH050C50PT	K22178207		4-	A	C2
C 1080	CHIP CAP.	0.001uF	50V	B	GRM36B102K50PT	K22178809		1-	A	D2
C 1081	CHIP CAP.	0.1uF	25V	F	GRM39F104Z25PT	K22145001		1-	B	a3
C 1082	CHIP CAP.	0.001uF	50V	B	GRM36B102K50PT	K22178809		1-	A	D3
C 1083	CHIP CAP.	6pF	50V	CH	GRM36CH060D50PT	K22178208		1	A	D3
C 1083	CHIP CAP.	3pF	50V	CJ	GRM36CJ030C50PT	K22178205		2-	A	D3
C 1083	CHIP CAP.	1pF	50V	CK	GRM36CK010C50PT	K22178202		12-	A	D3
C 1084	CHIP CAP.	0.1uF	25V	F	GRM39F104Z25PT	K22145001		1-	A	D3
C 1086	CHIP CAP.	0.001uF	50V	B	GRM36B102K50PT	K22178809		1-	B	a3
C 1087	CHIP CAP.	0.001uF	50V	B	GRM36B102K50PT	K22178809		1-	A	D3
C 1088	CHIP CAP.	33pF	50V	CH	GRM36CH330J50PT	K22178224		1-	A	C3
C 1089	CHIP CAP.	2pF	50V	CK	GRM36CK020C50PT	K22178204		1-	A	D3
C 1090	CHIP CAP.	4pF	50V	CH	GRM36CH040C50PT	K22178206		1	A	D3
C 1090	CHIP CAP.	6pF	50V	CH	GRM36CH060D50PT	K22178208		2-	A	D3
C 1090	CHIP CAP.	10pF	50V	CH	GRM36CH100D50PT	K22178212		20-	A	D3
C 1091	CHIP CAP.	1pF	50V	CK	GRM36CK010C50PT	K22178202		1-	A	C2
C 1091	CHIP CAP.	3pF	50V	CJ	GRM36CJ030C50PT	K22178205		4-	A	C2
C 1092	CHIP CAP.	6pF	50V	CH	GRM36CH060D50PT	K22178208		1-	A	D3
C 1093	CHIP CAP.	33pF	50V	CH	GRM36CH330J50PT	K22178224		1-	A	E3
C 1094	CHIP CAP.	2pF	50V	CK	GRM36CK020C50PT	K22178204		1-	A	C2
C 1095	CHIP CAP.	5pF	50V	CH	GRM39CH050C50PT	K22174206		1-	A	C3
C 1096	CHIP CAP.	12pF	50V	CH	GRM36CH120J50PT	K22178214		1-	A	C3
C 1097	CHIP CAP.	1pF	50V	CK	GRM39CK010C50PT	K22174202		1-	A	D3
C 1098	CHIP CAP.	10pF	50V	CH	GRM39CH100D50PT	K22174211		1-	A	E3
C 1099	CHIP CAP.	33pF	50V	CH	GRM36CH330J50PT	K22178224		1-	A	C3
C 1100	CHIP CAP.	6pF	50V	CH	GRM39CH060D50PT	K22174207		1	A	D3
C 1100	CHIP CAP.	10pF	50V	CH	GRM39CH100D50PT	K22174211		2-	A	D3
C 1100	CHIP CAP.	5pF	50V	CH	GRM39CH050C50PT	K22174206		20-	A	D3
C 1101	CHIP CAP.	10pF	50V	CH	GRM36CH100D50PT	K22178212		1-	A	D3
C 1101	CHIP CAP.	8pF	50V	CH	GRM36CH080D50PT	K22178210		20-	A	D3
C 1102	CHIP CAP.	100pF	50V	CH	GRM36CH101J50PT	K22178236		1-	A	C3
C 1103	CHIP CAP.	2pF	50V	CK	GRM36CK020C50PT	K22178204		1	A	D3
C 1103	CHIP CAP.	5pF	50V	CH	GRM36CH050C50PT	K22178207		2-	A	D3
C 1103	CHIP CAP.	3pF	50V	CJ	GRM36CJ030C50PT	K22178205		20-	A	D3
C 1104	CHIP CAP.	56pF	50V	CH	GRM36CH560J50PT	K22178230		1-	A	D3
C 1106	CHIP CAP.	22pF	50V	CH	GRM36CH220J50PT	K22178220		1-	A	C3
C 1106	CHIP CAP.	10pF	50V	CH	GRM36CH100D50PT	K22178212		20-	A	C3

REF.	DESCRIPTION	VALUE	V/W	TOL.	MFR'S DESIG	VXSTD P/N	VERS.	LOT.	SIDE	LAY ADR
C 1108	CHIP CAP.	7pF	50V	CH	GRM36CH070D50PT	K22178209		2-	A	C3
C 1109	CHIP CAP.	6pF	50V	CH	GRM36CH060D50PT	K22178208		1-	A	C3
C 1110	CHIP CAP.	4pF	50V	CH	GRM36CH040C50PT	K22178206		1-	A	C3
C 1111	CHIP CAP.	5pF	50V	CH	GRM36CH050C50PT	K22178207		1-	A	C2
C 1111	CHIP CAP.	12pF	50V	CH	GRM36CH120J50PT	K22178214		4-	A	C2
C 1112	CHIP CAP.	22pF	50V	CH	GRM36CH220J50PT	K22178220		1-	A	D3
C 1112	CHIP CAP.	100pF	50V	CH	GRM36CH101J50PT	K22178236		4-	A	D3
C 1113	CHIP CAP.	0.001uF	50V	B	GRM36B102K50PT	K22178809		1-	A	C3
C 1115	CHIP CAP.	33pF	50V	CH	GRM36CH330J50PT	K22178224		1-	A	E3
C 1116	CHIP CAP.	6pF	50V	CH	GRM36CH060D50PT	K22178208		1	A	C2
C 1116	CHIP CAP.	1pF	50V	CK	GRM36CK010C50PT	K22178202		2-	A	C2
C 1116	CHIP CAP.	5pF	50V	CH	GRM36CH050C50PT	K22178207		4-	A	C2
C 1117	CHIP CAP.	5pF	50V	CH	GRM36CH050C50PT	K22178207		1	A	C2
C 1117	CHIP CAP.	3pF	50V	CJ	GRM36CJ030C50PT	K22178205		2-3	A	C2
C 1118	CHIP CAP.	22pF	50V	CH	GRM36CH220J50PT	K22178220		1	A	C2
C 1118	CHIP CAP.	5pF	50V	CH	GRM36CH050C50PT	K22178207		2-	A	C2
C 1118	CHIP CAP.	22pF	50V	CH	GRM36CH220J50PT	K22178220		4-	A	C2
C 1119	CHIP CAP.	1pF	50V	CK	GRM39CK010C50PT	K22174202		1-	A	D3
C 1120	CHIP CAP.	10pF	50V	CH	GRM39CH100D50PT	K22174211		1-	A	E3
C 1121	CHIP CAP.	7pF	50V	CH	GRM36CH070D50PT	K22178209		2-	A	C3
C 1122	CHIP CAP.	12pF	50V	CH	GRM39CH120J50PT	K22174213		1	A	C3
C 1122	CHIP CAP.	22pF	50V	CH	GRM39CH220J50PT	K22174219		2-	A	C3
C 1124	CHIP CAP.	0.001uF	50V	B	GRM36B102K50PT	K22178809		1-	A	C3
C 1125	CHIP CAP.	0.001uF	50V	B	GRM36B102K50PT	K22178809		1-	A	D3
C 1126	CHIP CAP.	15pF	50V	CH	GRM36CH150J50PT	K22178216		1	B	b2
C 1126	CHIP CAP.	10pF	50V	CH	GRM36CH100D50PT	K22178212		2-	B	b2
C 1132	CHIP CAP.	0.01uF	16V	B	GRM36B103K16PT	K22128804		1-	A	D3
C 1133	CHIP CAP.	3pF	50V	CJ	GRM36CJ030C50PT	K22178205		2-	A	C3
C 1134	CHIP CAP.	0.01uF	16V	B	GRM36B103K16PT	K22128804		1-	A	C3
C 1135	CHIP CAP.	0.001uF	50V	B	GRM36B102K50PT	K22178809		1-	A	C3
C 1136	CHIP CAP.	8pF	50V	CH	GRM39CH080D50PT	K22174209		1-	A	D3
C 1136	CHIP CAP.	6pF	50V	CH	GRM39CH060D50PT	K22174207		20-	A	D3
C 1137	CHIP CAP.	33pF	50V	CH	GRM36CH330J50PT	K22178224		1-	A	E3
C 1138	CHIP CAP.	22pF	50V	CH	GRM36CH220J50PT	K22178220		1-	A	C3
C 1139	CHIP CAP.	12pF	50V	CH	GRM39CH120J50PT	K22174213		1-	A	D3
C 1139	CHIP CAP.	4pF	50V	CH	GRM39CH040C50PT	K22174205		16-	A	D3
C 1139	CHIP CAP.	5pF	50V	CH	GRM39CH050C50PT	K22174206		19-	A	D3
C 1141	CHIP CAP.	0.001uF	50V	B	GRM36B102K50PT	K22178809		1-	A	C2
C 1142	CHIP CAP.	39pF	50V	CH	GRM36CH390J50PT	K22178226		1-19	A	D3
C 1144	CHIP CAP.	0.001uF	50V	B	GRM36B102K50PT	K22178809		1-	A	C3
C 1148	CHIP CAP.	4pF	50V	CH	GRM39CH040C50PT	K22174205		1-	B	c3
C 1148	CHIP CAP.	6pF	50V	CH	GRM39CH060D50PT	K22174207		4-	B	c3
C 1149	CHIP CAP.	0.001uF	50V	B	GRM36B102K50PT	K22178809		1-	B	c3
C 1150	CHIP CAP.	0.001uF	50V	B	GRM36B102K50PT	K22178809		1-	B	b4
C 1151	CHIP CAP.	3pF	50V	CJ	GRM36CJ030C50PT	K22178205		1	A	C2
C 1151	CHIP CAP.	2pF	50V	CK	GRM36CK020C50PT	K22178204		2-	A	C2
C 1152	CHIP CAP.	6pF	50V	CH	GRM39CH060D50PT	K22174207		1-	B	b3
C 1152	CHIP CAP.	8pF	50V	CH	GRM39CH080D50PT	K22174209		20-	B	b3
C 1153	CHIP CAP.	15pF	50V	CH	GRM36CH150J50PT	K22178216		1-	B	b3
C 1154	CHIP CAP.	0.001uF	50V	B	GRM36B102K50PT	K22178809		1-	B	b3
C 1155	CHIP CAP.	0.001uF	50V	B	GRM36B102K50PT	K22178809		1-	A	D3
C 1156	CHIP CAP.	5pF	50V	CH	GRM39CH050C50PT	K22174206		1	B	c3
C 1156	CHIP CAP.	8pF	50V	CH	GRM39CH080D50PT	K22174209		2-	B	c3
C 1157	CHIP CAP.	6pF	50V	CH	GRM39CH060D50PT	K22174207		1-	B	b3
C 1158	CHIP CAP.	3pF	50V	CJ	GRM36CJ030C50PT	K22178205		1-	B	b3
C 1159	CHIP CAP.	5pF	50V	CH	GRM36CH050C50PT	K22178207		1-	B	b3
C 1160	CHIP CAP.	0.001uF	50V	B	GRM36B102K50PT	K22178809		1-	B	c3
C 1161	CHIP CAP.	22pF	50V	CH	GRM36CH220J50PT	K22178220		1-	A	D3
C 1162	CHIP CAP.	0.001uF	50V	B	GRM36B102K50PT	K22178809		1-	B	b3
C 1162	CHIP CAP.	5pF	50V	CH	GRM36CH050C50PT	K22178207		4-	B	b3
C 1162	CHIP CAP.	0.001uF	50V	B	GRM36B102K50PT	K22178809		20-	B	b3
C 1163	CHIP CAP.	0.01uF	16V	B	GRM36B103K16PT	K22128804		1-	A	C3
C 1164	CHIP CAP.	39pF	50V	CH	GRM36CH390J50PT	K22178226		1-	B	b3
C 1166	CHIP CAP.	0.01uF	16V	B	GRM36B103K16PT	K22128804		1-	A	D3
C 1167	CHIP CAP.	6pF	50V	CH	GRM36CH060D50PT	K22178208		20-	B	b3
C 1168	CHIP CAP.	0.01uF	16V	B	GRM36B103K16PT	K22128804		1-	A	C2
C 1169	CHIP CAP.	0.001uF	50V	B	GRM36B102K50PT	K22178809		1-	A	C3

MAIN Unit

REF.	DESCRIPTION	VALUE	V/W	TOL.	MFR'S DESIG	VXSTD P/N	VERS.	LOT.	SIDE	LAY ADR
C 1170	CHIP CAP.	15pF	50V	CH	GRM36CH150J50PT	K22178216		1-	B	b3
C 1170	CHIP CAP.	47pF	50V	CH	GRM36CH470J50PT	K22178228		20-	B	b3
C 1171	CHIP CAP.	7pF	50V	CH	GRM36CH070D50PT	K22178209		20-	B	b3
C 1172	CHIP CAP.	0.001uF	50V	B	GRM39B102K50PT	K22174821		1-19	B	b3
C 1173	CHIP CAP.	3pF	50V	CJ	GRM36CJ030C50PT	K22178205		4-	A	C2
C 1174	CHIP CAP.	22pF	50V	CH	GRM39CH220J50PT	K22174219		1	B	c3
C 1174	CHIP CAP.	7pF	50V	CH	GRM39CH070D50PT	K22174208		2-	B	c3
C 1175	CHIP CAP.	10pF	50V	CH	GRM39CH100D50PT	K22174211		1	B	c3
C 1175	CHIP CAP.	15pF	50V	CH	GRM39CH150J50PT	K22174215		2-	B	c3
C 1176	CHIP CAP.	10pF	50V	CH	GRM39CH100D50PT	K22174211		1-	B	b3
C 1177	CHIP CAP.	33pF	50V	CH	GRM39CH330J50PT	K22174223		1-	B	b4
C 1178	CHIP CAP.	2pF	50V	CK	GRM36CK020C50PT	K22178204		20-	B	b3
C 1180	AL.ELECTRO.CAP.	100uF	16V		SMG1CVB101M 100UF	K40129060		1	A	C3
C 1180	TANTALUM CAP.	47uF	16V		SS2-1C476M	K70120020		2-	A	C3
C 1180	CHIP TA.CAP.	47uF	10V		TEMSVC1A476M12R	K78100024		5-	A	C3
C 1181	CHIP CAP.	15pF	50V	CH	GRM39CH150J50PT	K22174215		1-	B	c3
C 1182	CHIP CAP.	0.001uF	50V	B	GRM36B102K50PT	K22178809		1-	B	b3
C 1183	CHIP CAP.	0.01uF	16V	B	GRM36B103K16PT	K22128804		1-	B	b3
C 1184	CHIP CAP.	0.001uF	50V	B	GRM36B102K50PT	K22178809		1-	A	D3
C 1185	CHIP CAP.	7pF	50V	CH	GRM39CH070D50PT	K22174208		1-	B	b3
C 1186	CHIP CAP.	0.001uF	50V	B	GRM36B102K50PT	K22178809		1-	B	b3
C 1188	CHIP CAP.	0.001uF	50V	B	GRM36B102K50PT	K22178809		1-	B	b3
C 1190	CHIP CAP.	0.001uF	50V	B	GRM36B102K50PT	K22178809		1-	B	b3
C 1191	CHIP CAP.	33pF	50V	CH	GRM36CH330J50PT	K22178224		1-	A	D3
C 1192	CHIP CAP.	0.01uF	16V	B	GRM36B103K16PT	K22128804		1-	A	D3
C 1193	CHIP CAP.	15pF	50V	CH	GRM36CH150J50PT	K22178216		1-	B	c2
C 1194	CHIP CAP.	56pF	50V	CH	GRM36CH560J50PT	K22178230		1-	B	b4
C 1197	CHIP CAP.	0.1uF	25V	F	GRM39F104Z25PT	K22145001		1-	A	B3
C 1197	CHIP CAP.	1uF	10V	F	GRM39F105Z10PT	K22105001		16-	A	B3
C 1198	CHIP CAP.	0.001uF	50V	B	GRM36B102K50PT	K22178809		1-	B	b3
C 1199	CHIP CAP.	0.01uF	16V	B	GRM36B103K16PT	K22128804		1-	B	b3
C 1200	CHIP CAP.	12pF	50V	CH	GRM39CH120J50PT	K22174213		1-	B	b3
C 1200	CHIP CAP.	47pF	50V	CH	GRM39CH470J50PT	K22174227		20-	B	b3
C 1201	CHIP CAP.	100pF	50V	CH	GRM36CH101J50PT	K22178236		1-	B	c3
C 1204	CHIP CAP.	6pF	50V	CH	GRM36CH060D50PT	K22178208		1-	B	a3
C 1205	CHIP CAP.	3pF	50V	CJ	GRM36CJ030C50PT	K22178205		1-	B	b3
C 1205	CHIP CAP.	2pF	50V	CK	GRM36CK020C50PT	K22178204		20-	B	b3
C 1206	CHIP CAP.	0.001uF	50V	B	GRM36B102K50PT	K22178809		1-	B	a3
C 1207	CHIP CAP.	1pF	50V	CK	GRM36CK010C50PT	K22178202		1	B	b4
C 1207	CHIP CAP.	2pF	50V	CK	GRM36CK020C50PT	K22178204		2-	B	b4
C 1208	CHIP CAP.	12pF	50V	CH	GRM39CH120J50PT	K22174213		1-	B	b3
C 1209	CHIP CAP.	7pF	50V	CH	GRM36CH070D50PT	K22178209		1-	B	b3
C 1210	CHIP CAP.	1pF	50V	CK	GRM36CK010C50PT	K22178202		1-	B	c3
C 1211	CHIP CAP.	4pF	50V	CH	GRM36CH040C50PT	K22178206		1-	B	c3
C 1213	CHIP CAP.	0.01uF	16V	B	GRM36B103K16PT	K22128804		1-	B	c2
C 1215	CHIP CAP.	0.01uF	16V	B	GRM36B103K16PT	K22128804		1-	B	c2
C 1216	CHIP CAP.	0.1uF	25V	F	GRM39F104Z25PT	K22145001		1-	A	C3
C 1216	CHIP CAP.	1uF	10V	F	GRM39F105Z10PT	K22105001		16-	A	C3
C 1217	CHIP CAP.	0.1uF	10V	B	GRM36B104K10PT	K22108802		1-	B	a3
C 1219	CHIP CAP.	47pF	50V	CH	GRM36CH470J50PT	K22178228		1-	B	c3
C 1220	CHIP CAP.	0.01uF	16V	B	GRM36B103K16PT	K22128804		1-	B	a3
C 1221	CHIP CAP.	0.001uF	50V	B	GRM36B102K50PT	K22178809		1-	A	C4
C 1222	CHIP CAP.	0.001uF	50V	B	GRM36B102K50PT	K22178809		1-	A	B3
C 1223	CHIP CAP.	0.1uF	10V	B	GRM36B104K10PT	K22108802		1-	B	a3
C 1224	CHIP CAP.	0.01uF	16V	B	GRM36B103K16PT	K22128804		1-	B	c2
C 1225	CHIP CAP.	1uF	10V	F	GRM39F105Z10PT	K22105001		1-	B	c3
C 1226	CHIP CAP.	8pF	50V	CH	GRM36CH080D50PT	K22178210		1-	A	B2
C 1227	CHIP CAP.	0.01uF	16V	B	GRM36B103K16PT	K22128804		1-	B	a4
C 1228	CHIP TA.CAP.	0.1uF	35V		TESVA1V104M1-8R	K78160025		1-	A	C4
C 1229	CHIP TA.CAP.	0.1uF	35V		TESVA1V104M1-8R	K78160025		1-	A	B3
C 1230	CHIP CAP.	0.001uF	50V	B	GRM36B102K50PT	K22178809		1-	B	a3
C 1231	CHIP CAP.	0.001uF	50V	B	GRM36B102K50PT	K22178809		1-	B	c3
C 1232	CHIP CAP.	0.01uF	16V	B	GRM36B103K16PT	K22128804		1-	B	c2
C 1233	CHIP CAP.	47pF	50V	CH	GRM39CH470J50PT	K22174227		1-	B	a4
C 1234	CHIP CAP.	0.1uF	25V	F	GRM39F104Z25PT	K22145001		1-	B	a3
C 1236	CHIP CAP.	56pF	50V	CH	GRM36CH560J50PT	K22178230		1-	B	c2
C 1237	CHIP CAP.	6pF	50V	CH	GRM36CH060D50PT	K22178208		1	A	B3

REF.	DESCRIPTION	VALUE	V/W	TOL.	MFR'S DESIG	VXSTD P/N	VERS.	LOT.	SIDE	LAY ADR
C 1237	CHIP CAP.	10pF	50V	CH	GRM36CH100D50PT	K22178212		2-	A	B3
C 1239	CHIP CAP.	0.01uF	16V	B	GRM36B103K16PT	K22128804		1-	B	a3
C 1240	CHIP CAP.	10pF	50V	CH	GRM36CH100D50PT	K22178212		1-	A	C3
C 1241	CHIP CAP.	0.01uF	16V	B	GRM36B103K16PT	K22128804		1-	B	a4
C 1242	CHIP CAP.	0.01uF	16V	B	GRM36B103K16PT	K22128804		1-	B	a4
C 1244	CHIP CAP.	0.1uF	25V	F	GRM39F104Z25PT	K22145001		1-	A	C3
C 1245	CHIP CAP.	0.1uF	25V	F	GRM39F104Z25PT	K22145001		1-	A	C4
C 1246	CHIP CAP.	0.1uF	25V	F	GRM39F104Z25PT	K22145001		1-	A	C3
C 1247	CHIP CAP.	1uF	10V	F	GRM39F105Z10PT	K22105001		1-	B	b3
C 1248	AL.ELECTRO.CAP.	10uF	16V		16V100M4X7TR2	K46120004		1-	A	D3
C 1249	CHIP CAP.	82pF	50V	CH	GRM36CH820J50PT	K22178234		1-	A	C3
C 1250	CHIP CAP.	0.1uF	25V	F	GRM39F104Z25PT	K22145001		1-	B	c3
C 1251	CHIP CAP.	0.001uF	50V	B	GRM36B102K50PT	K22178809		1-	B	b3
C 1252	CHIP TA.CAP.	10uF	16V		TEMSVB21C106M-8R	K78120025		1	A	C4
C 1252	CHIP TA.CAP.	10uF	10V		TEMSVA1A106M-8R	K78100028		2-	A	C4
C 1253	CHIP CAP.	0.01uF	16V	B	GRM36B103K16PT	K22128804		1-	B	b4
C 1254	CHIP TA.CAP.	2.2uF	16V		TEMSVA1C225M-8R	K78120015		1-	A	C3
C 1254	CHIP TA.CAP.	2.2uF	16V		TEMSVA1C225M-8R	K78120015		4-	A	C3
C 1255	CHIP TA.CAP.	1uF	16V		TESVA1C105M1-8R	K78120009		1-	B	a4
C 1256	CHIP CAP.	0.001uF	50V	B	GRM36B102K50PT	K22178809		1	A	C3
C 1256	CHIP CAP.	100pF	50V	CH	GRM36CH101J50PT	K22178236		2-	A	C3
C 1257	CHIP CAP.	0.01uF	50V	B	GRM39B103M50PT	K22174823		1-	B	a4
C 1258	CHIP CAP.	22pF	50V	CH	GRM36CH220J50PT	K22178220		1-	A	D4
C 1259	CHIP CAP.	0.001uF	50V	B	GRM36B102K50PT	K22178809		1-	B	b4
C 1260	CHIP CAP.	100pF	50V	CH	GRM39CH101J50PT	K22174235		1	B	c3
C 1260	CHIP CAP.	100pF	50V	CH	GRM36CH101J50PT	K22178236		2-	B	c3
C 1261	CHIP CAP.	100pF	50V	CH	GRM39CH101J50PT	K22174235		1	B	c3
C 1261	CHIP CAP.	100pF	50V	CH	GRM36CH101J50PT	K22178236		2-	B	c3
C 1262	CHIP CAP.	10pF	50V	CH	GRM36CH100D50PT	K22178212		1	A	C3
C 1262	CHIP CAP.	47pF	50V	CH	GRM36CH470J50PT	K22178228		2-	A	C3
C 1263	CHIP CAP.	22pF	50V	CH	GRM36CH220J50PT	K22178220		1-	A	C3
C 1264	CHIP CAP.	0.001uF	50V	B	GRM36B102K50PT	K22178809		1-	A	C3
C 1265	CHIP TA.CAP.	2.2uF	16V		TEMSVA1C225M-8R	K78120015		1-	A	C4
C 1265	CHIP TA.CAP.	2.2uF	16V		TEMSVA1C225M-8R	K78120015		4-	A	C4
C 1266	CHIP TA.CAP.	2.2uF	16V		TEMSVA1C225M-8R	K78120015		1-	A	C3
C 1266	CHIP TA.CAP.	2.2uF	16V		TEMSVA1C225M-8R	K78120015		4-	A	C3
C 1267	CHIP CAP.	0.01uF	16V	B	GRM36B103K16PT	K22128804		1	A	D4
C 1267	CHIP CAP.	0.001uF	50V	B	GRM36B102K50PT	K22178809		2-	A	D4
C 1268	CHIP CAP.	0.001uF	50V	B	GRM36B102K50PT	K22178809		1-	A	C4
C 1269	CHIP CAP.	0.001uF	50V	B	GRM36B102K50PT	K22178809		1-	A	C3
C 1270	CHIP CAP.	0.0022uF	50V	B	GRM36B222K50PT	K22178813		1-	B	c3
C 1270	CHIP CAP.	0.0033uF	50V	B	GRM36B332K50PT	K22178815		19-	B	c3
C 1271	CHIP CAP.	0.01uF	16V	B	GRM36B103K16PT	K22128804		1-	B	c3
C 1273	CHIP CAP.	0.001uF	50V	B	GRM36B102K50PT	K22178809		1-	A	D3
C 1274	CHIP CAP.	0.1uF	25V	F	GRM39F104Z25PT	K22145001		1-	A	C3
C 1275	CHIP CAP.	10pF	50V	CH	GRM36CH100D50PT	K22178212		1-	A	C4
C 1276	CHIP CAP.	0.1uF	25V	F	GRM39F104Z25PT	K22145001		1-	B	b4
C 1277	CHIP CAP.	0.1uF	10V	B	GRM36B104K10PT	K22108802		1-	A	C3
C 1278	CHIP CAP.	0.001uF	50V	B	GRM36B102K50PT	K22178809		1-	A	C3
C 1279	CHIP CAP.	3pF	50V	CJ	GRM36CJ030C50PT	K22178205		2-	A	C3
C 1281	CHIP CAP.	0.1uF	25V	F	GRM39F104Z25PT	K22145001		1-	B	b4
C 1282	CHIP CAP.	0.001uF	50V	B	GRM36B102K50PT	K22178809		1-	B	c3
C 1283	CHIP CAP.	0.1uF	25V	F	GRM39F104Z25PT	K22145001		1-	B	b4
C 1285	CHIP CAP.	0.1uF	25V	F	GRM39F104Z25PT	K22145001		1-	B	b3
C 1286	CHIP CAP.	0.1uF	16V	B	GRM39B104K16PT	K22124805		1-	A	D3
C 1286	CHIP CAP.	0.1uF	25V	F	GRM39F104Z25PT	K22145001		19-	A	D3
C 1287	CHIP CAP.	150pF	50V	CH	GRM39CH151J50PT	K22174239		1	A	D4
C 1287	CHIP CAP.	100pF	50V	CH	GRM39CH101J50PT	K22174235		2-	A	D4
C 1288	CHIP CAP.	150pF	50V	CH	GRM39CH151J50PT	K22174239		1	A	D4
C 1288	CHIP CAP.	100pF	50V	CH	GRM39CH101J50PT	K22174235		2-	A	D4
C 1289	CHIP CAP.	100pF	50V	CH	GRM36CH101J50PT	K22178236		1-	A	C4
C 1291	CHIP CAP.	68pF	50V	CH	GRM36CH680J50PT	K22178232		1-	B	b3
C 1294	CHIP CAP.	27pF	50V	CH	GRM36CH270J50PT	K22178222		1-	A	B4
C 1295	CHIP CAP.	0.1uF	10V	B	GRM36B104K10PT	K22108802		1-	A	C3
C 1296	CHIP CAP.	0.01uF	16V	B	GRM36B103K16PT	K22128804		1-	A	D3
C 1297	CHIP CAP.	0.001uF	50V	B	GRM36B102K50PT	K22178809		1-	B	c4
C 1298	CHIP CAP.	0.001uF	50V	B	GRM36B102K50PT	K22178809		1-	B	c3

MAIN Unit

REF.	DESCRIPTION	VALUE	V/W	TOL.	MFR'S DESIG	VXSTD P/N	VERS.	LOT.	SIDE	LAY ADR
C 1299	CHIP CAP.	0.001uF	50V	B	GRM36B102K50PT	K22178809		1-	B	c4
C 1300	CHIP CAP.	0.01uF	16V	B	GRM36B103K16PT	K22128804		1-	A	D4
C 1301	CHIP CAP.	0.0022uF	50V	B	GRM36B222K50PT	K22178813		1-	A	D3
C 1301	CHIP CAP.	0.0033uF	50V	B	GRM36B332K50PT	K22178815		19-	A	D3
C 1302	CHIP CAP.	0.01uF	16V	B	GRM36B103K16PT	K22128804		1-	A	C3
C 1303	CHIP CAP.	0.01uF	16V	B	GRM36B103K16PT	K22128804		1-	B	c3
C 1304	CHIP CAP.	0.001uF	50V	B	GRM36B102K50PT	K22178809		1-	B	c4
C 1306	CHIP CAP.	0.01uF	16V	B	GRM36B103K16PT	K22128804		1-	A	C3
C 1308	CHIP CAP.	0.01uF	16V	B	GRM36B103K16PT	K22128804		1-	A	C3
C 1309	AL.ELECTRO.CAP.	10uF	16V		16V100M4X7TR2	K46120004		1-	A	B3
C 1310	CHIP CAP.	33pF	50V	CH	GRM39CH330J50PT	K22174223		1	A	B4
C 1310	CHIP CAP.	22pF	50V	CH	GRM39CH220J50PT	K22174219		2-	A	B4
C 1310	CHIP CAP.	39pF	50V	CH	GRM39CH390J50PT	K22174225		4-	A	B4
C 1311	CHIP CAP.	10pF	50V	CH	GRM39CH100D50PT	K22174211		1	A	B4
C 1311	CHIP CAP.	33pF	50V	CH	GRM39CH330J50PT	K22174223		2-	A	B4
C 1311	CHIP CAP.	47pF	50V	CH	GRM39CH470J50PT	K22174227		4-	A	B4
C 1311	CHIP CAP.	22pF	50V	CH	GRM39CH220J50PT	K22174219		16-	A	B4
C 1314	CHIP CAP.	0.01uF	16V	B	GRM36B103K16PT	K22128804		1-	B	a3
C 1315	CHIP CAP.	0.01uF	16V	B	GRM36B103K16PT	K22128804		1-	A	D4
C 1316	CHIP CAP.	0.1uF	25V	F	GRM39F104Z25PT	K22145001		1-	B	a3
C 1318	CHIP CAP.	27pF	50V	CH	GRM36CH270J50PT	K22178222		1-	A	B4
C 1318	CHIP CAP.	47pF	50V	CH	GRM36CH470J50PT	K22178228		16-	A	B4
C 1319	CHIP CAP.	220pF	50V	CH	GRM39CH221J50PT	K22174243		1-	A	B3
C 1320	CHIP CAP.	0.1uF	10V	B	GRM36B104K10PT	K22108802		1-	A	C3
C 1321	AL.ELECTRO.CAP.	470uF	16V		RE3-16V471M 470UF	K40129066		1-	A	A2
C 1322	CHIP CAP.	0.001uF	50V	B	GRM36B102K50PT	K22178809		1-	A	C3
C 1324	CHIP CAP.	0.01uF	16V	B	GRM36B103K16PT	K22128804		1-	B	e2
C 1325	AL.ELECTRO.CAP.	10uF	16V		16V100M4X7TR2	K46120004		1	A	C4
C 1325	TANTALUM CAP.	10uF	16V		DN1C100M1S	K70127106		2-	A	C4
C 1325	CHIP TA.CAP.	10uF	10V		TEMSVA1A106M-8R	K78100028		5-	A	C4
C 1326	CHIP CAP.	0.01uF	16V	B	GRM36B103K16PT	K22128804		1-	A	B3
C 1327	CHIP CAP.	0.01uF	16V	B	GRM36B103K16PT	K22128804		1-	A	B3
C 1328	CHIP CAP.	0.1uF	10V	B	GRM36B104K10PT	K22108802		1-	A	D4
C 1329	CHIP CAP.	0.1uF	25V	F	GRM39F104Z25PT	K22145001		1-	B	a4
C 1330	CHIP CAP.	0.01uF	16V	B	GRM36B103K16PT	K22128804		1-	A	B4
C 1332	CHIP CAP.	0.001uF	50V	B	GRM36B102K50PT	K22178809		1-	A	A3
C 1333	CHIP CAP.	0.1uF	10V	B	GRM36B104K10PT	K22108802		1-	A	D3
C 1334	CHIP TA.CAP.	1uF	16V		TESVA1C105M1-8R	K78120009		1-	A	A3
C 1335	CHIP CAP.	0.01uF	16V	B	GRM36B103K16PT	K22128804		1-	B	e2
C 1336	CHIP CAP.	0.01uF	50V	B	GRM39B103M50PT	K22174823		1-	A	D3
C 1337	CHIP CAP.	0.1uF	25V	F	GRM39F104Z25PT	K22145001		1	B	c4
C 1337	CHIP CAP.	100pF	50V	CH	GRM39CH101J50PT	K22174235		2-	B	c4
C 1338	CHIP CAP.	0.1uF	25V	F	GRM39F104Z25PT	K22145001		1-	B	e3
C 1339	CHIP CAP.	1uF	10V	F	GRM39F105Z10PT	K22105001		1-	A	B3
C 1340	CHIP CAP.	0.01uF	50V	B	GRM39B103M50PT	K22174823		1-	A	D3
C 1342	CHIP CAP.	0.01uF	16V	B	GRM36B103K16PT	K22128804		1-	B	c3
C 1343	CHIP CAP.	1uF	10V	F	GRM39F105Z10PT	K22105001		1-	B	d2
C 1345	CHIP CAP.	0.0022uF	50V	B	GRM39B222K50PT	K22174822		1-	A	D3
C 1346	CHIP CAP.	0.01uF	50V	B	GRM39B103M50PT	K22174823		1-	A	D3
C 1347	CHIP CAP.	0.001uF	50V	B	GRM36B102K50PT	K22178809		1-	A	B2
C 1348	CHIP CAP.	0.01uF	16V	B	GRM36B103K16PT	K22128804		1-	B	b3
C 1349	CHIP CAP.	0.001uF	50V	B	GRM36B102K50PT	K22178809		1-	A	A3
C 1350	CHIP CAP.	0.01uF	16V	B	GRM36B103K16PT	K22128804		1-	B	a3
C 1351	CHIP CAP.	0.01uF	16V	B	GRM36B103K16PT	K22128804		1-	B	b3
C 1352	CHIP CAP.	1uF	10V	F	GRM39F105Z10PT	K22105001		1-	B	d2
C 1353	CHIP CAP.	0.0047uF	25V	B	GRM36B472K25PT	K22148830		1-	B	b3
C 1354	CHIP CAP.	0.001uF	50V	B	GRM36B102K50PT	K22178809		1-	A	A3
C 1355	CHIP CAP.	0.01uF	16V	B	GRM36B103K16PT	K22128804		1-	B	b3
C 1356	CHIP CAP.	0.033uF	10V	B	GRM36B333K10PT	K22108803		1-	B	d3
C 1356	CHIP CAP.	0.0022uF	50V	B	GRM36B222K50PT	K22178813		19-	B	d3
C 1357	CHIP CAP.	0.0047uF	25V	B	GRM36B472K25PT	K22148830		1-	B	a3
C 1358	CHIP CAP.	0.0047uF	25V	B	GRM36B472K25PT	K22148830		1-	B	b3
C 1359	CHIP CAP.	0.001uF	50V	B	GRM36B102K50PT	K22178809		1-	B	d3
C 1361	CHIP CAP.	0.01uF	16V	B	GRM36B103K16PT	K22128804		1-	B	d3
C 1361	CHIP CAP.	0.001uF	50V	B	GRM36B102K50PT	K22178809		19	B	d3
C 1361	CHIP CAP.	0.0056uF	25V	B	GRM36B562K50PT	K22148802		20-	B	d3
C 1363	CHIP CAP.	10pF	50V	CH	GRM36CH100D50PT	K22178212		1-	B	d2

REF.	DESCRIPTION	VALUE	V/W	TOL.	MFR'S DESIG	VXSTD P/N	VERS.	LOT.	SIDE	LAY ADR
C 1364	CHIP CAP.	0.1uF	25V	F	GRM39F104Z25PT	K22145001		1-	B	d3
C 1366	CHIP CAP.	0.01uF	16V	B	GRM36B103K16PT	K22128804		1-	B	a3
C 1367	CHIP CAP.	0.01uF	16V	B	GRM36B103K16PT	K22128804		1-	B	b3
C 1368	CHIP CAP.	0.0033uF	50V	B	GRM36B332K50PT	K22178815		1-	B	a3
C 1369	CHIP CAP.	0.0033uF	50V	B	GRM36B332K50PT	K22178815		1-	B	b3
C 1370	CHIP CAP.	1uF	10V	F	GRM39F105Z10PT	K22105001		1-	B	d2
C 1371	CHIP CAP.	0.001uF	50V	B	GRM36B102K50PT	K22178809		1-	B	a3
C 1372	CHIP CAP.	0.001uF	50V	B	GRM36B102K50PT	K22178809		1-	B	b3
C 1374	CHIP CAP.	1uF	10V	F	GRM39F105Z10PT	K22105001		1-	B	c2
C 1376	CHIP CAP.	0.1uF	25V	F	GRM39F104Z25PT	K22145001		1-	B	a3
C 1378	CHIP CAP.	15pF	50V	CH	GRM36CH150J50PT	K22178216		1-	B	d3
C 1379	CHIP CAP.	5pF	50V	CH	GRM36CH050C50PT	K22178207		1-	B	d3
C 1379	CHIP CAP.	10pF	50V	CH	GRM36CH100D50PT	K22178212		4-	B	d3
C 1379	CHIP CAP.	7pF	50V	CH	GRM36CH070D50PT	K22178209		9-	B	d3
C 1380	CHIP CAP.	10pF	50V	CH	GRM36CH100D50PT	K22178212		1-	B	c2
C 1381	CHIP CAP.	0.01uF	16V	B	GRM36B103K16PT	K22128804		1-	B	a3
C 1382	CHIP CAP.	0.01uF	16V	B	GRM36B103K16PT	K22128804		1-	B	b2
C 1383	CHIP CAP.	0.01uF	25V	B	GRM39B103K25PT	K22144803		1-	B	b2
C 1385	CHIP TA.CAP.	1uF	16V		TESVA1C105M1-8R	K78120009		1-	B	b3
C 1386	CHIP TA.CAP.	1uF	16V		TESVA1C105M1-8R	K78120009		1-	B	b2
C 1388	CHIP CAP.	15pF	50V	CH	GRM36CH150J50PT	K22178216		1-	B	e3
C 1388	CHIP CAP.	7pF	50V	CH	GRM36CH070D50PT	K22178209		4-	B	e3
C 1388	CHIP CAP.	15pF	50V	CH	GRM36CH150J50PT	K22178216		9-	B	e3
C 1389	CHIP CAP.	0.1uF	25V	F	GRM39F104Z25PT	K22145001		1-	B	a3
C 1391	CHIP CAP.	100pF	50V	CH	GRM36CH101J50PT	K22178236		1-	B	e3
C 1391	CHIP CAP.	7pF	50V	CH	GRM36CH070D50PT	K22178209		4-	B	e3
C 1391	CHIP CAP.	100pF	50V	CH	GRM36CH101J50PT	K22178236		9-	B	e3
C 1392	CHIP CAP.	0.1uF	25V	F	GRM39F104Z25PT	K22145001		1-	A	B3
C 1393	CHIP CAP.	0.1uF	25V	F	GRM39F104Z25PT	K22145001		1-	B	b2
C 1394	CHIP CAP.	22pF	50V	CH	GRM36CH220J50PT	K22178220		1-	B	c3
C 1394	CHIP CAP.	10pF	50V	CH	GRM36CH100D50PT	K22178212		20-	B	c3
C 1395	CHIP CAP.	0.1uF	25V	F	GRM39F104Z25PT	K22145001		1-	B	c2
C 1398	CHIP CAP.	0.1uF	25V	F	GRM39F104Z25PT	K22145001		1-	B	c2
C 1399	CHIP CAP.	0.1uF	25V	F	GRM39F104Z25PT	K22145001		1-	A	A3
C 1401	CHIP CAP.	0.1uF	25V	F	GRM39F104Z25PT	K22145001		1-	B	a2
C 1403	CHIP CAP.	0.1uF	25V	F	GRM39F104Z25PT	K22145001		1-	B	c3
C 1403	CHIP CAP.	0.022uF	25V	B	GRM39B223K25PT	K22144807		20-	B	c3
C 1404	CHIP CAP.	0.1uF	25V	F	GRM39F104Z25PT	K22145001		1-	A	A4
C 1406	CHIP CAP.	0.1uF	25V	F	GRM39F104Z25PT	K22145001		1-	A	C2
C 1409	CHIP CAP.	0.1uF	25V	F	GRM39F104Z25PT	K22145001		1-	A	A4
C 1410	CHIP CAP.	0.01uF	16V	B	GRM36B103K16PT	K22128804		1-	A	A3
C 1411	CHIP CAP.	0.001uF	50V	B	GRM36B102K50PT	K22178809		1-	B	d4
C 1412	CHIP CAP.	0.1uF	25V	F	GRM39F104Z25PT	K22145001		1-	B	c3
C 1414	CHIP CAP.	0.1uF	25V	F	GRM39F104Z25PT	K22145001		1-	A	A4
C 1415	CHIP CAP.	1uF	10V	F	GRM39F105Z10PT	K22105001		1-	B	d4
C 1416	CHIP CAP.	0.1uF	25V	F	GRM39F104Z25PT	K22145001		1	A	A3
C 1417	CHIP CAP.	0.1uF	25V	F	GRM39F104Z25PT	K22145001		1	A	A2
C 1424	CHIP CAP.	0.001uF	50V	B	GRM36B102K50PT	K22178809		1-	B	d2
C 1427	CHIP CAP.	0.1uF	25V	F	GRM39F104Z25PT	K22145001		1-	A	B3
C 1428	CHIP CAP.	0.0047uF	25V	B	GRM36B472K25PT	K22148830		1-	A	B3
C 1430	AL.ELECTRO.CAP.	10uF	16V		16V100M4X7TR2	K46120004		1-	A	A2
C 1435	AL.ELECTRO.CAP.	22uF	16V		RC2-16V220M-T34(4X7)	K46120008		1-	A	A2
C 1436	CHIP CAP.	1uF	10V	F	GRM39F105Z10PT	K22105001		1-	B	d2
C 1437	CHIP CAP.	0.1uF	25V	F	GRM39F104Z25PT	K22145001		1-	A	A3
C 1438	CHIP CAP.	1uF	10V	F	GRM39F105Z10PT	K22105001		1-	A	A1
C 1439	CHIP CAP.	1uF	10V	F	GRM39F105Z10PT	K22105001		1-	A	A1
C 1441	CHIP CAP.	0.1uF	25V	F	GRM39F104Z25PT	K22145001		1-	A	A3
C 1442	CHIP CAP.	0.001uF	50V	B	GRM36B102K50PT	K22178809		1-	B	d2
C 1443	CHIP CAP.	0.001uF	50V	B	GRM36B102K50PT	K22178809		1-	A	A1
C 1444	AL.ELECTRO.CAP.	1uF	50V		RC2-50V010M(4X7)	K40179001		1-	A	A2
C 1446	AL.ELECTRO.CAP.	100uF	16V		16V101M6X7TR2	K46120007		1-	A	A1
C 1447	AL.ELECTRO.CAP.	10uF	16V		16V100M4X7TR2	K46120004		1-	A	A2
C 1449	AL.ELECTRO.CAP.	47uF	16V		RC2-16V470M-T34(5X7)	K46120010		1-	A	A1
C 1450	AL.ELECTRO.CAP.	220uF	16V		RE2-16V221M 220UF	K40129048		1-	A	A1
C 1452	CHIP CAP.	0.001uF	50V	B	GRM36B102K50PT	K22178809		1-	B	d2
C 1453	CHIP CAP.	0.1uF	25V	F	GRM39F104Z25PT	K22145001		1-	B	d2
C 1454	AL.ELECTRO.CAP.	100uF	16V		16V101M6X7TR2	K46120007		1-	A	A2

MAIN Unit

REF.	DESCRIPTION	VALUE	V/W	TOL.	MFR'S DESIG	VXSTD P/N	VERS.	LOT.	SIDE	LAY ADR
C 1455	AL.ELECTRO.CAP.	10uF	16V		16V100M4X7TR2	K46120004		1-	A	B1
C 1456	CHIP CAP.	0.01uF	16V	B	GRM36B103K16PT	K22128804		1-	B	d1
C 1457	CHIP CAP.	0.01uF	25V	B	GRM39B103K25PT	K22144803		1-	A	B3
C 1458	CHIP CAP.	0.1uF	25V	F	GRM39F104Z25PT	K22145001		1-	B	d1
C 1459	AL.ELECTRO.CAP.	100uF	16V		16V101M6X7TR2	K46120007		1	A	A2
C 1459	AL.ELECTRO.CAP.	470uF	10V		SMG10VB470M 470UF	K40109040		2	A	A2
C 1460	CHIP CAP.	47pF	50V	CH	GRM39CH470J50PT	K22174227		1-	B	d3
C 1461	CHIP CAP.	0.01uF	25V	B	GRM39B103K25PT	K22144803		1-	B	c3
C 1463	CHIP CAP.	0.001uF	50V	B	GRM36B102K50PT	K22178809		1-	B	c1
C 1464	CHIP CAP.	47pF	50V	CH	GRM39CH470J50PT	K22174227		1-	B	d3
C 1466	CHIP CAP.	0.01uF	25V	B	GRM39B103K25PT	K22144803	W/ CE LABEL	16-	B	c3
C 1500	CHIP CAP.	47pF	50V	CH	GRM36CH470J50PT	K22178228		1	A	C2
C 1500	CHIP CAP.	15pF	50V	CH	GRM36CH150J50PT	K22178216		2-	A	C2
C 1501	CHIP CAP.	0.001uF	50V	B	GRM36B102K50PT	K22178809		1-	A	C2
C 1502	CHIP CAP.	0.001uF	50V	B	GRM36B102K50PT	K22178809		1-	A	C2
C 1503	CHIP CAP.	0.001uF	50V	B	GRM36B102K50PT	K22178809		1-	A	C2
C 1504	CHIP CAP.	8pF	50V	CH	GRM36CH080D50PT	K22178210		1	A	C2
C 1504	CHIP CAP.	5pF	50V	CH	GRM36CH050C50PT	K22178207		2-	A	C2
C 1505	CHIP CAP.	15pF	50V	CH	GRM36CH150J50PT	K22178216		1	A	C2
C 1505	CHIP CAP.	5pF	50V	CH	GRM36CH050C50PT	K22178207		2-	A	C2
C 1506	CHIP CAP.	33pF	50V	CH	GRM36CH330J50PT	K22178224		1-	A	C2
C 1507	CHIP CAP.	33pF	50V	CH	GRM36CH330J50PT	K22178224		1-2	A	C2
C 1507	CHIP CAP.	33pF	50V	CH	GRM36CH330J50PT	K22178224		3-19	A	C2
C 1507	CHIP CAP.	33pF	50V	CH	GRM36CH330J50PT	K22178224	CABLE FOR CE	20-	A	C2
C 1508	CHIP CAP.	22pF	50V	CH	GRM36CH220J50PT	K22178220		1-19	A	C2
C 1508	CHIP CAP.	100pF	50V	CH	GRM36CH101J50PT	K22178236	CABLE FOR 50W	20-	A	C2
C 1508	CHIP CAP.	22pF	50V	CH	GRM36CH220J50PT	K22178220	CABLE FOR CE	20-	A	C2
C 1509	CHIP CAP.	22pF	50V	CH	GRM36CH220J50PT	K22178220		1-19	A	C2
C 1509	CHIP CAP.	22pF	50V	CH	GRM36CH220J50PT	K22178220	CABLE FOR CE	20-	A	C2
C 1510	CHIP CAP.	33pF	50V	CH	GRM36CH330J50PT	K22178224		1-	A	C2
C 1510	CHIP CAP.	39pF	50V	CH	GRM36CH390J50PT	K22178226		12-19	A	C2
C 1510	CHIP CAP.	39pF	50V	CH	GRM36CH390J50PT	K22178226	CABLE FOR CE	20-	A	C2
C 1511	CHIP CAP.	47pF	50V	CH	GRM36CH470J50PT	K22178228		1	A	C2
C 1511	CHIP CAP.	15pF	50V	CH	GRM36CH150J50PT	K22178216		2-	A	C2
C 1512	CHIP CAP.	0.001uF	50V	B	GRM36B102K50PT	K22178809		1-	A	C2
C 1513	AL.ELECTRO.CAP.	10uF	16V		16V100M4X7TR2	K46120004		1-	A	C2
C 1513	AL.ELECTRO.CAP.	100uF	16V		SMG1CVB101M 100UF	K40129060		4-	A	C2
C 1514	CHIP CAP.	100pF	50V	CH	GRM36CH101J50PT	K22178236		1	A	B2
C 1514	CHIP CAP.	100pF	50V	CH	GRM39CH101J50PT	K22174235		2-	A	B2
C 1515	CHIP CAP.	33pF	50V	CH	GRM39CH330J50PT	K22174223		1	A	B2
C 1515	CHIP CAP.	47pF	50V	CH	GRM39CH470J50PT	K22174227		2-	A	B2
C 1516	CHIP CAP.	10pF	50V	CH	GRM39CH100D50PT	K22174211		1-	A	B2
C 1517	CHIP CAP.	10pF	50V	CH	GRM39CH100D50PT	K22174211		1	A	B2
C 1517	CHIP CAP.	5pF	50V	CH	GRM39CH050C50PT	K22174206		2-	A	B2
C 1519	CHIP CAP.	10pF	50V	CH	GRM39CH100D50PT	K22174211		1	A	B2
C 1519	CHIP CAP.	5pF	50V	CH	GRM39CH050C50PT	K22174206		2-	A	B2
C 1520	CHIP CAP.	5pF	50V	CH	GRM39CH050C50PT	K22174206		12-	A	B2
C 1521	CHIP CAP.	0.001uF	50V	B	GRM36B102K50PT	K22178809		1-	A	B2
C 1522	CHIP CAP.	100pF	50V	CH	GRM39CH101J50PT	K22174235		1-	A	B2
C 1523	AL.ELECTRO.CAP.	10uF	16V		16V100M4X7TR2	K46120004		1-	A	B2
C 1525	CHIP CAP.	100pF	50V	CH	GRM39CH101J50PT	K22174235		1-3	A	B2
C 1525	CHIP CAP.	56pF	50V	CH	GRM39CH560J50PT	K22174229		4-	A	B2
C 1526	CHIP CAP.	47pF	50V	CH	GRM39CH470J50PT	K22174227		1-3	A	B2
C 1526	CHIP CAP.	27pF	50V	CH	GRM39CH270J50PT	K22174221		4-	A	B2
C 1528	CHIP CAP.	100pF	50V	CH	GRM39CH101J50PT	K22174235		1-3	A	B2
C 1528	CHIP CAP.	56pF	50V	CH	GRM39CH560J50PT	K22174229		4-	A	B2
C 1529	CHIP CAP.	5pF	50V	CH	GRM39CH050C50PT	K22174206		1	A	B1
C 1529	CHIP CAP.	3pF	50V	CJ	GRM39CJ030C50PT	K22174204		2-	A	B1
C 1529	CHIP CAP.	5pF	50V	CH	GRM39CH050C50PT	K22174206		19-	A	B1
C 1530	CHIP CAP.	5pF	50V	CH	GRM39CH050C50PT	K22174206		1-	A	B2
C 1531	CHIP CAP.	0.001uF	50V	B	GRM39B102K50PT	K22174821		1-	A	B1
C 1532	CHIP CAP.	33pF	50V	CH	GRM39CH330J50PT	K22174223		1-	A	B1
C 1533	CHIP CAP.	33pF	50V	CH	GRM39CH330J50PT	K22174223		1-	A	B1
C 1534	FILM CAP.	47pF	500V		UC232H0470J-T	K33279034		1-3	A	C1
C 1534	FILM CAP.	27pF	500V		UC232H0270J-T	K33279023	AUSTRALIA	4-	A	C1
C 1534	FILM CAP.	27pF	500V		UC232H0270J-T	K33279023	EXPORT	4-	A	C1
C 1534	FILM CAP.	27pF	500V		UC232H0270J-T	K33279023	USA	4-	A	C1

REF.	DESCRIPTION	VALUE	V/W	TOL.	MFR'S DESIG	VXSTD P/N	VERS.	LOT.	SIDE	LAY ADR
C 1535	FILM CAP.	33pF	500V		UC232H0330J-T	K33279024		1-	A	C1
C 1539	CHIP CAP.	22pF	50V	CH	GRM40CH220J50PT	K22170219		1-	A	C1
C 1539	CHIP CAP.	20pF	50V	CH	GRM40CH200J50PT	K22170218		12-	A	C1
C 1540	FILM CAP.	47pF	500V		UC232H0470J-T	K33279034		1-	A	C1
C 1541	CHIP CAP.	0.001uF	50V	CH	GRM40CH102J50PT	K22170288		1-	A	B1
C 1542	CHIP CAP.	100pF	50V	CH	GRM40CH101J50PT	K22170235		1-	A	C1
C 1545	CHIP CAP.	4pF	50V	CH	GRM40CH040C50PT	K22170205		1-	A	C2
C 1545	CHIP CAP.	4pF	50V	CH	GRM40CH040C50PT	K22170205		20-	A	C2
C 1546	CHIP CAP.	4pF	50V	CH	GRM40CH040C50PT	K22170205		1-	A	C2
C 1546	CHIP CAP.	4pF	50V	CH	GRM40CH040C50PT	K22170205		20-	A	C2
C 1547	CHIP CAP.	8pF	50V	CH	GRM40CH080D50PT	K22170209		1-	A	C2
C 1548	CHIP CAP.	8pF	50V	CH	GRM40CH080D50PT	K22170209		1-	A	C2
C 1557	CHIP CAP.	1pF	50V	CK	GRM40CK010C50PT	K22170202		1-	A	D2
C 1558	CHIP CAP.	6pF	50V	CH	GRM39CH060D50PT	K22174207		1	A	D2
C 1558	CHIP CAP.	8pF	50V	CH	GRM39CH080D50PT	K22174209		2-	A	D2
C 1559	CHIP CAP.	100pF	50V	CH	GRM39CH101J50PT	K22174235		1-	A	D1
C 1559	CHIP CAP.	33pF	50V	CH	GRM39CH330J50PT	K22174223		16-	A	D1
C 1560	CHIP CAP.	10pF	50V	CH	GRM40CH100D50PT	K22170211		1-	A	D1
C 1562	CHIP CAP.	3pF	50V	CJ	GRM40CJ030C50PT	K22170204		1-	A	D2
C 1563	CHIP CAP.	1pF	50V	CK	GRM40CK010C50PT	K22170202		2-	A	D2
C 1564	CHIP CAP.	3pF	50V	CJ	GRM40CJ030C50PT	K22170204		1-	A	D2
C 1565	CHIP CAP.	4pF	50V	CH	GRM40CH040C50PT	K22170205		1-	A	D2
C 1566	CHIP CAP.	5pF	50V	CH	GRM40CH050C50PT	K22170206		1-	A	D2
C 1567	CHIP CAP.	4pF	50V	CH	GRM40CH040C50PT	K22170205		1-	A	D2
C 1569	CHIP CAP.	4pF	50V	CH	GRM40CH040C50PT	K22170205		1-	A	D2
C 1570	CHIP CAP.	9pF	50V	CH	GRM40CH090D50PT	K22170210		1-	A	D2
C 1571	CHIP CAP.	33pF	50V	CH	GRM40CH330J50PT	K22170223		1-	A	E2
C 1572	CHIP CAP.	8pF	50V	CH	GRM40CH080D50PT	K22170209		1-	A	C1
C 1572	CHIP CAP.	2pF	50V	CK	GRM40CK020C50PT	K22170203		3-	A	C1
C 1572	CHIP CAP.	5pF	50V	CH	GRM40CH050C50PT	K22170206		12-	A	C1
C 1573	CHIP CAP.	22pF	50V	CH	GRM40CH220J50PT	K22170219		1-3	A	C1
C 1573	CHIP CAP.	27pF	50V	CH	GRM40CH270J50PT	K22170221		4-11	A	C1
C 1573	CHIP CAP.	10pF	50V	CH	GRM40CH100D50PT	K22170211		12-	A	C1
C 1574	CHIP CAP.	15pF	50V	CH	GRM40CH150J50PT	K22170215		1-3	A	C1
C 1574	CHIP CAP.	27pF	50V	CH	GRM40CH270J50PT	K22170221		4-11	A	C1
C 1574	CHIP CAP.	4pF	50V	CH	GRM40CH040C50PT	K22170205		12-	A	C1
C 1577	CHIP CAP.	0.001uF	50V	B	GRM39B102K50PT	K22174821		1-	A	C1
C 1579	CHIP CAP.	15pF	50V	CH	GRM40CH150J50PT	K22170215		1-	A	D1
C 1579	CHIP CAP.	18pF	50V	CH	GRM40CH180J50PT	K22170217		4-11	A	D1
C 1579	CHIP CAP.	10pF	50V	CH	GRM40CH100D50PT	K22170211		12-	A	D1
C 1580	CHIP CAP.	22pF	50V	CH	GRM40CH220J50PT	K22170219		1-	A	D1
C 1581	CHIP CAP.	10pF	50V	CH	GRM40CH100D50PT	K22170211		1-3	A	D1
C 1581	CHIP CAP.	6pF	50V	CH	GRM40CH060D50PT	K22170207		4	A	D1
C 1581	CHIP CAP.	5pF	50V	CH	GRM40CH050C50PT	K22170206		5-	A	D1
C 1581	CHIP CAP.	2pF	50V	CK	GRM40CK020C50PT	K22170203		12-	A	D1
C 1582	CHIP CAP.	8pF	50V	CH	GRM40CH080D50PT	K22170209		1-3	A	D1
C 1582	CHIP CAP.	22pF	50V	CH	GRM40CH220J50PT	K22170219		4-	A	D1
C 1583	CHIP CAP.	22pF	50V	CH	GRM40CH220J50PT	K22170219		1	A	D1
C 1583	CHIP CAP.	27pF	50V	CH	GRM40CH270J50PT	K22170221		2-	A	D1
C 1583	CHIP CAP.	56pF	50V	CH	GRM40CH560J50PT	K22170229		12-	A	D1
C 1585	CHIP CAP.	47pF	50V	CH	GRM40CH470J50PT	K22170227		1-	A	D1
C 1586	CHIP CAP.	47pF	50V	CH	GRM40CH470J50PT	K22170227		1-	A	D1
C 1587	CHIP CAP.	0.001uF	50V	B	GRM39B102K50PT	K22174821		1-	B	c3
C 1588	CHIP CAP.	0.001uF	50V	B	GRM39B102K50PT	K22174821		1-	B	c3
C 1589	AL.ELECTRO.CAP.	22uF	50V		RC2-50V220M(6X7)	K40179023		1	A	C2
C 1589	AL.ELECTRO.CAP.	22uF	10V		RC2-10V220M 22UF	K40109008		2-	A	C2
C 1590	CHIP CAP.	0.001uF	50V	B	GRM36B102K50PT	K22178809		1-	A	C2
C 1591	CHIP CAP.	0.001uF	50V	B	GRM36B102K50PT	K22178809		1-	A	C2
C 1592	CHIP CAP.	0.001uF	50V	B	GRM36B102K50PT	K22178809		1-	A	C2
C 1593	CHIP CAP.	0.1uF	10V	B	GRM36B104K10PT	K22108802		1-	B	c3
C 1594	CHIP CAP.	0.001uF	50V	B	GRM39B102K50PT	K22174821		1-	B	c3
C 1595	CHIP CAP.	0.5pF	50V	CK	GRM39CK0R5C50PT	K22174201		1-	A	D1
C 1596	CHIP CAP.	0.5pF	50V	CK	GRM39CK0R5C50PT	K22174201		1-	A	D1
C 1597	CHIP CAP.	0.001uF	50V	B	GRM39B102K50PT	K22174821		1-	A	D1
C 1599	CHIP CAP.	0.5pF	50V	CK	GRM39CK0R5C50PT	K22174201		1-	A	D2
C 1600	CHIP CAP.	0.5pF	50V	CK	GRM39CK0R5C50PT	K22174201		1-	A	D2
C 1601	CHIP CAP.	0.001uF	50V	B	GRM39B102K50PT	K22174821		1-	A	D2

MAIN Unit

REF.	DESCRIPTION	VALUE	V/W	TOL.	MFR'S DESIG	VXSTD P/N	VERS.	LOT.	SIDE	LAY ADR
C 1602	CHIP CAP.	0.001uF	50V	B	GRM39B102K50PT	K22174821		1-	A	D2
C 1603	CHIP CAP.	0.1uF	16V	B	GRM39B104K16PT	K22124805		1-	A	D2
C 1603	CHIP CAP.	0.1uF	25V	F	GRM39F104Z25PT	K22145001		19-	A	D2
C 1605	CHIP CAP.	0.001uF	50V	B	GRM36B102K50PT	K22178809		1-	A	B2
C 1609	CHIP CAP.	0.001uF	50V	B	GRM39B102K50PT	K22174821		1-	A	C1
C 1610	CHIP CAP.	0.001uF	50V	B	GRM39B102K50PT	K22174821		2-	A	C2
C 1611	CHIP CAP.	100pF	50V	CH	GRM40CH101J50PT	K22170235		1-	A	C2
C 1613	CHIP CAP.	0.001uF	50V	B	GRM39B102K50PT	K22174821		1-	A	C2
C 1615	CHIP CAP.	0.001uF	50V	B	GRM36B102K50PT	K22178809		1-	A	B2
C 1616	CHIP CAP.	0.001uF	50V	B	GRM36B102K50PT	K22178809		1-	A	B2
C 1620	CHIP CAP.	0.001uF	50V	B	GRM36B102K50PT	K22178809		1-	B	b3
C 1622	CHIP CAP.	47pF	50V	CH	GRM40CH470J50PT	K22170227		1-3	A	D1
C 1622	CHIP CAP.	33pF	50V	CH	GRM40CH330J50PT	K22170223		4-	A	D1
C 1624	CHIP CAP.	0.001uF	50V	B	GRM39B102K50PT	K22174821		1-	A	D1
C 1625	CHIP CAP.	0.001uF	50V	B	GRM39B102K50PT	K22174821		1-	A	E1
C 1628	CHIP CAP.	9pF	50V	CH	GRM40CH090D50PT	K22170210		1-	A	D2
C 1629	CHIP CAP.	4pF	50V	CH	GRM40CH040C50PT	K22170205		1-	A	D2
C 1632	CHIP CAP.	5pF	50V	CH	GRM36CH050C50PT	K22178207		1-	A	D2
C 1633	CHIP CAP.	5pF	50V	CH	GRM36CH050C50PT	K22178207		1-	A	D2
C 1634	CHIP CAP.	10pF	50V	CH	GRM39CH100D50PT	K22174211		1	A	D1
C 1634	CHIP CAP.	10pF	50V	CH	GRM39CH100D50PT	K22174211		2-	A	D1
C 1634	CHIP CAP.	7pF	50V	CH	GRM39CH070D50PT	K22174208		4-	A	D1
C 1635	CHIP CAP.	5pF	50V	CH	GRM39CH050C50PT	K22174206		1-	A	D1
C 1636	CHIP CAP.	0.1uF	25V	F	GRM39F104Z25PT	K22145001		1-	B	c2
C 1640	CHIP CAP.	1uF	10V	F	GRM39F105Z10PT	K22105001		1-	B	b3
C 1641	CHIP CAP.	1uF	10V	F	GRM39F105Z10PT	K22105001		1-	B	a3
C 1643	CHIP CAP.	0.1uF	25V	F	GRM39F104Z25PT	K22145001		1-	B	a3
C 1645	CHIP CAP.	1uF	10V	F	GRM39F105Z10PT	K22105001		1-	B	b3
C 1648	CHIP CAP.	0.01uF	16V	B	GRM36B103K16PT	K22128804		1-	B	d2
C 1650	CHIP CAP.	0.01uF	16V	B	GRM36B103K16PT	K22128804		1-	B	d2
C 1652	CHIP CAP.	0.001uF	50V	B	GRM36B102K50PT	K22178809		1	A	C2
C 1653	CHIP CAP.	0.001uF	50V	B	GRM39B102K50PT	K22174821		1-	B	b2
C 1654	CHIP CAP.	100pF	50V	CH	GRM36CH101J50PT	K22178236		1-	B	b2
C 1655	CHIP CAP.	0.1uF	10V	B	GRM36B104K10PT	K22108802		16-	B	c4
C 1656	CHIP CAP.	0.1uF	10V	B	GRM36B104K10PT	K22108802		16-	B	c4
C 1658	CHIP CAP.	0.001uF	50V	B	GRM36B102K50PT	K22178809		1-	A	C2
C 1659	CHIP CAP.	47pF	50V	CH	GRM36CH470J50PT	K22178228		4-	A	D3
C 1661	CHIP CAP.	0.1uF	25V	F	GRM39F104Z25PT	K22145001		1-	A	A3
C 1662	CHIP CAP.	0.1uF	25V	F	GRM39F104Z25PT	K22145001		1-	A	A3
C 1665	CHIP CAP.	0.001uF	50V	B	GRM36B102K50PT	K22178809		1-	B	b3
C 1666	CHIP CAP.	8pF	50V	CH	GRM36CH080D50PT	K22178210		1-	B	b3
C 1667	CHIP CAP.	18pF	50V	CH	GRM36CH180J50PT	K22178218		1-	B	b3
C 1668	CHIP CAP.	18pF	50V	CH	GRM36CH180J50PT	K22178218		1-	B	b3
C 1669	CHIP CAP.	18pF	50V	CH	GRM36CH180J50PT	K22178218		1-	A	C3
C 1669	CHIP CAP.	10pF	50V	CH	GRM36CH100D50PT	K22178212		4-	A	C3
C 1670	CHIP CAP.	18pF	50V	CH	GRM36CH180J50PT	K22178218		1-	A	C3
C 1671	CHIP CAP.	6pF	50V	CH	GRM36CH060D50PT	K22178208		1-	A	C3
C 1672	CHIP CAP.	0.001uF	50V	B	GRM36B102K50PT	K22178809		1-	A	C3
C 1672	CHIP CAP.	47pF	50V	CH	GRM36CH470J50PT	K22178228		4-	A	C3
C 1673	CHIP CAP.	0.0022uF	50V	B	GRM36B222K50PT	K22178813		1-	B	a3
C 1674	CHIP CAP.	0.001uF	50V	B	GRM36B102K50PT	K22178809		1-	B	a3
C 1675	CHIP CAP.	0.001uF	50V	B	GRM36B102K50PT	K22178809		1-	B	a2
C 1676	CHIP CAP.	0.0022uF	50V	B	GRM36B222K50PT	K22178813		1-	B	b2
C 1677	CHIP CAP.	0.001uF	50V	B	GRM36B102K50PT	K22178809		1-	B	c2
C 1678	CHIP CAP.	1uF	10V	F	GRM39F105Z10PT	K22105001		1-	B	d2
C 1679	CHIP CAP.	0.1uF	25V	F	GRM39F104Z25PT	K22145001		1-	B	c2
C 1680	CHIP CAP.	0.001uF	50V	B	GRM36B102K50PT	K22178809		1-	B	d2
C 1681	CHIP CAP.	0.001uF	50V	B	GRM36B102K50PT	K22178809		1-	B	c3
C 1682	CHIP CAP.	0.0047uF	50V	B	GRM39B472K50PT	K22174833		1-	B	c3
C 1682	CHIP CAP.	0.1uF	25V	F	GRM39F104Z25PT	K22145001		19-	B	c3
C 1683	CHIP CAP.	0.001uF	50V	B	GRM36B102K50PT	K22178809		1-	B	b3
C 1684	CHIP CAP.	0.1uF	25V	F	GRM39F104Z25PT	K22145001		1-	A	D3
C 1685	CHIP CAP.	22pF	50V	CH	GRM36CH220J50PT	K22178220		1-	A	B4
C 1685	CHIP CAP.	0.01uF	16V	B	GRM36B103K16PT	K22128804		4-	A	B4
C 1687	CHIP CAP.	1uF	10V	F	GRM39F105Z10PT	K22105001		1-	A	B3
C 1688	CHIP CAP.	10pF	50V	CH	GRM36CH100D50PT	K22178212		12-13	A	D3
C 1689	CHIP CAP.	10pF	50V	CH	GRM39CH100D50PT	K22174211		1	A	B1

REF.	DESCRIPTION	VALUE	V/W	TOL.	MFR'S DESIG	VXSTD P/N	VERS.	LOT.	SIDE	LAY ADR
C 1689	CHIP CAP.	7pF	50V	CH	GRM39CH070D50PT	K22174208		2-	A	B1
C 1690	CHIP CAP.	3pF	50V	CJ	GRM40CJ030C50PT	K22170204		1	A	D2
C 1690	CHIP CAP.	3pF	50V	CJ	GRM40CJ030C50PT	K22170204		2-	A	D2
C 1691	CHIP CAP.	8pF	50V	CH	GRM40CH080D50PT	K22170209		1-	A	D1
C 1691	CHIP CAP.	4pF	50V	CH	GRM40CH040C50PT	K22170205		4-	A	D1
C 1691	CHIP CAP.	12pF	50V	CH	GRM40CH120J50PT	K22170213		12-	A	D1
C 1693	CHIP CAP.	8pF	50V	CH	GRM40CH080D50PT	K22170209		1-3	A	C1
C 1693	CHIP CAP.	4pF	50V	CH	GRM40CH040C50PT	K22170205		4-	A	C1
C 1695	CHIP CAP.	27pF	50V	CH	GRM36CH270J50PT	K22178222		1-3	A	B3
C 1698	CHIP CAP.	0.1uF	25V	F	GRM39F104Z25PT	K22145001		1-11	A	A1
C 1699	CHIP CAP.	1uF	10V	F	GRM39F105Z10PT	K22105001		1-	A	A1
C 1700	CHIP CAP.	1uF	10V	F	GRM39F105Z10PT	K22105001		1-	A	B3
C 1704	CHIP CAP.	2pF	50V	CK	GRM40CK020C50PT	K22170203		1-	A	D2
C 1704	CHIP CAP.	5pF	50V	CH	GRM40CH050C50PT	K22170206		4-	A	D2
C 1706	CHIP CAP.	12pF	50V	CH	GRM36CH120J50PT	K22178214		1	A	C3
C 1706	CHIP CAP.	8pF	50V	CH	GRM36CH080D50PT	K22178210		2-	A	C3
C 1706	CHIP CAP.	7pF	50V	CH	GRM36CH070D50PT	K22178209		4-	A	C3
C 1706	CHIP CAP.	18pF	50V	CH	GRM36CH180J50PT	K22178218		20-	A	C3
C 1707	CHIP CAP.	10pF	50V	CH	GRM36CH100D50PT	K22178212		1	A	D3
C 1707	CHIP CAP.	22pF	50V	CH	GRM36CH220J50PT	K22178220		2-	A	D3
C 1707	CHIP CAP.	33pF	50V	CH	GRM36CH330J50PT	K22178224		4-	A	D3
C 1707	CHIP CAP.	4pF	50V	CH	GRM36CH040C50PT	K22178206		20-	A	D3
C 1708	CHIP CAP.	3pF	50V	CJ	GRM40CJ030C50PT	K22170204		1-	A	D3
C 1708	CHIP CAP.	3pF	50V	CJ	GRM36CJ030C50PT	K22178205		5-	A	D3
C 1709	CHIP CAP.	12pF	50V	CH	GRM39CH120J50PT	K22174213		1-	A	E2
C 1709	CHIP CAP.	12pF	50V	CH	GRM36CH120J50PT	K22178214		5-	A	E2
C 1710	CHIP CAP.	18pF	50V	CH	GRM36CH180J50PT	K22178218		1		
C 1711	CHIP CAP.	1uF	10V	F	GRM39F105Z10PT	K22105001		2-11	A	A1
C 1712	CHIP CAP.	47pF	50V	CH	GRM39CH470J50PT	K22174227		2-	A	B3
C 1712	CHIP CAP.	47pF	50V	CH	GRM36CH470J50PT	K22178228		5-	A	B3
C 1713	CHIP CAP.	100pF	50V	CH	GRM36CH101J50PT	K22178236		2-	B	b3
C 1714	CHIP CAP.	5pF	50V	CH	GRM36CH050C50PT	K22178207		2-	B	b2
C 1715	CHIP CAP.	1pF	50V	CK	GRM39CK010C50PT	K22174202		2-	A	D2
C 1715	CHIP CAP.	1pF	50V	CK	GRM36CK010C50PT	K22178202		5-	A	D2
C 1716	CHIP CAP.	8pF	50V	CH	GRM36CH080D50PT	K22178210		2-	A	D2
C 1717	CHIP CAP.	7pF	50V	CH	GRM39CH070D50PT	K22174208		2-	A	C3
C 1717	CHIP CAP.	7pF	50V	CH	GRM36CH070D50PT	K22178209		5-	A	C3
C 1718	CHIP TA.CAP.	10uF	10V		TEMSVA1A106M-8R	K78100028		3-	A	C3
C 1719	CHIP CAP.	0.001uF	50V	B	GRM39B102K50PT	K22174821		5-	A	C2
C 1723	TANTALUM CAP.	10uF	16V		DN1C100M1S	K70127106		2-		
C 1724	CHIP CAP.	5pF	50V	CH	GRM40CH050C50PT	K22170206		4		
C 1724	CHIP CAP.	2pF	50V	CK	GRM40CK020C50PT	K22170203		5-		
C 1724	CHIP CAP.	4pF	50V	CH	GRM40CH040C50PT	K22170205		12-		
C 1725	FILM CAP.	82pF	500V		UC232H0820J-T	K33279033		3-		
C 1726	FILM CAP.	10pF	500V		UC232H0100D-T	K33279019		4-		
C 1727	CHIP CAP.	1pF	50V	CK	GRM40CK010C50PT	K22170202		4		
C 1728	CHIP CAP.	1pF	50V	CK	GRM40CK010C50PT	K22170202		4		
C 1729	CHIP CAP.	56pF	50V	CH	GRM39CH560J50PT	K22174229		4-		
C 1730	CHIP CAP.	22pF	50V	CH	GRM39CH220J50PT	K22174219		4-		
C 1731	CHIP CAP.	56pF	50V	CH	GRM39CH560J50PT	K22174229		4-		
C 1732	FILM CAP.	22pF	500V		UC232H0220J-T	K33279021	AUSTRALIA	4-		
C 1732	FILM CAP.	22pF	500V		UC232H0220J-T	K33279021	EXPORT	4-		
C 1732	FILM CAP.	22pF	500V		UC232H0220J-T	K33279021	USA	4-		
C 1733	CHIP CAP.	4pF	50V	CH	GRM40CH040C50PT	K22170205	AUSTRALIA	12-		
C 1733	CHIP CAP.	3pF	50V	CJ	GRM40CJ030C50PT	K22170204	AUSTRALIA	16-		
C 1733	CHIP CAP.	4pF	50V	CH	GRM40CH040C50PT	K22170205	EXPORT	12-		
C 1733	CHIP CAP.	3pF	50V	CJ	GRM40CJ030C50PT	K22170204	EXPORT	16-		
C 1733	CHIP CAP.	4pF	50V	CH	GRM40CH040C50PT	K22170205	USA	12-		
C 1733	CHIP CAP.	3pF	50V	CJ	GRM40CJ030C50PT	K22170204	USA	16-		
C 1734	CHIP CAP.	5pF	50V	CH	GRM39CH050C50PT	K22174206	AUSTRALIA	12-		
C 1734	CHIP CAP.	5pF	50V	CH	GRM39CH050C50PT	K22174206	EXPORT	12-		
C 1734	CHIP CAP.	5pF	50V	CH	GRM39CH050C50PT	K22174206	USA	12-		
C 1735	CHIP CAP.	5pF	50V	CH	GRM39CH050C50PT	K22174206	AUSTRALIA	12-		
C 1735	CHIP CAP.	5pF	50V	CH	GRM39CH050C50PT	K22174206	EXPORT	12-		
C 1735	CHIP CAP.	5pF	50V	CH	GRM39CH050C50PT	K22174206	USA	12-		
C 1736	CHIP CAP.	10pF	50V	CH	GRM36CH100D50PT	K22178212		12-		
C 1758	CHIP CAP.	12pF	50V	CH	GRM39CH120J50PT	K22174213		16-		

MAIN Unit

REF.	DESCRIPTION	VALUE	V/W	TOL.	MFR'S DESIG	VXSTD P/N	VERS.	LOT.	SIDE	LAY ADR
C 1759	CHIP CAP.	0.001uF	50V	B	GRM39B102K50PT	K22174821		19-		
C 1760	CHIP CAP.	2pF	50V	CK	GRM36CK020C50PT	K22178204	W/ CE LABEL	16-		
C 1761	CHIP CAP.	0.001uF	50V	B	GRM36B102K50PT	K22178809		16-		
C 1762	CHIP CAP.	0.1uF	25V	F	GRM40F104Z25PT	K22141005	W/ CE LABEL	16-		
C 1763	CHIP CAP.	5pF	50V	CH	GRM39CH050C50PT	K22174206		20-		
C 1765	CHIP CAP.	6pF	50V	CH	GRM36CH060D50PT	K22178208		20-		
CD1001	CERAMIC DISC				CDBM455C7	H7900480		1-	A	B3
CD1002	CERAMIC DISC				CDBM450C7	H7900930		1-	A	D3
CF1001	CERAMIC FILTER				CFWS455F	H3900506		1-	A	B2
CF1002	CERAMIC FILTER				ALFYM450F=K	H3900531		1-	A	D4
D 1003	SURGE ABSORBER				P6KA18	Q9000721		1-	A	B1
D 1004	DIODE				HVU359TRF	G2070452		1-	A	D2
D 1005	DIODE				HZM11NB1 TR	G2070788		1-3	B	d3
D 1006	DIODE				HVU359TRF	G2070452		1-	A	D3
D 1007	DIODE				MC2848-T11-1	G2070694		1-	B	a2
D 1009	DIODE				HVU359TRF	G2070452		1-	A	E3
D 1010	DIODE				HVU359TRF	G2070452		1-	A	C3
D 1011	DIODE				HVU359TRF	G2070452		1-	A	C3
D 1012	DIODE				HVU359TRF	G2070452		1-	A	D3
D 1013	DIODE				1SS400 TE61	G2070634		1-	A	C2
D 1014	DIODE				HVU359TRF	G2070452		1-	A	D3
D 1015	DIODE				DAN235E TL	G2070612		1-	A	D3
D 1016	DIODE				DAN235E TL	G2070612		1-	A	C3
D 1017	DIODE				DAN235E TL	G2070612		1-	B	b3
D 1018	DIODE				DAN235E TL	G2070612		1-	A	C2
D 1019	DIODE				MC2848-T11-1	G2070694		1-	B	b3
D 1020	DIODE				1SV281(TPH3)	G2070620		1-	B	c3
D 1021	DIODE				1SV280(TPH3)	G2070550		1-	B	c3
D 1022	DIODE				HVC200ATRU	G2070774		1-	B	c3
D 1023	DIODE				HVC362TRF	G2070636		1-	B	b4
D 1024	DIODE				HVC362TRF	G2070636		1-	B	b4
D 1025	DIODE				HVC200ATRU	G2070774		1-	B	b3
D 1028	DIODE				HZM5.6NB2 TR	G2070722		1-	B	b3
D 1029	DIODE				HZM5.6NB2 TR	G2070722		1-	B	c3
D 1030	DIODE				MC2850-T11-1	G2070704		1-	A	C3
D 1031	DIODE				MC2850-T11-1	G2070704		1-	A	C2
D 1032	DIODE				MC2850-T11-1	G2070704		1-	A	D4
D 1033	DIODE				MC2848-T11-1	G2070694		1-	B	a3
D 1034	DIODE				MC2850-T11-1	G2070704		1-	A	D4
D 1035	DIODE				HVC200ATRU	G2070774		1-	A	B3
D 1035	DIODE				1SV286(TPL3)	G2070610		4-	A	B3
D 1036	DIODE				D1F20-4063	G2070474		1-	B	d2
D 1037	DIODE				HVC200ATRU	G2070774		1-	A	B4
D 1037	DIODE				1SV286(TPL3)	G2070610		4-	A	B4
D 1038	DIODE				HZM5.6NB2 TR	G2070722		1-	B	c4
D 1039	DIODE				BAS316	G2070716		1-	B	d3
D 1040	DIODE				MC2850-T11-1	G2070704		1-	A	B4
D 1041	DIODE				MC2850-T11-1	G2070704		1-	B	b3
D 1042	DIODE				MC2850-T11-1	G2070704		1-	B	b3
D 1043	DIODE				MC2848-T11-1	G2070694		1-	B	d3
D 1044	DIODE				MC2846-T11-1	G2070702		1-	A	A2
D 1045	DIODE				HZM27WA-TR	G2070530		1-	B	d3
D 1046	DIODE				HZM27WA-TR	G2070530		1-	B	c4
D 1050	DIODE				DAN235E TL	G2070612		1-	B	b2
D 1051	DIODE				DAN235E TL	G2070612		1-	A	C2
D 1052	DIODE				DAN235E TL	G2070612		1-	A	C2
D 1053	DIODE				UM9957F/TR	G2070562		1-	A	D2
D 1054	DIODE				UM9957F/TR	G2070562		1-	A	D2
D 1056	DIODE				1SS355 TE-17	G2070470		1-	A	D1
D 1057	DIODE				RLS135 TE-11	G2070128		1-	A	D1
D 1058	DIODE				RLS135 TE-11	G2070128		1-	A	D2
D 1059	DIODE				1SS355 TE-17	G2070470		1-	A	D2
D 1060	DIODE				UM9957F/TR	G2070562		1-	A	D1
D 1061	DIODE				UM9957F/TR	G2070562		1-	A	D1
D 1062	DIODE				MC2848-T11-1	G2070694		1-	A	C2
D 1063	DIODE				1SS321 TE85R	G2070076		1-	A	D1
D 1064	DIODE				1SS319 TE85R	G2070080		1-	A	D2

REF.	DESCRIPTION	VALUE	V/W	TOL.	MFR'S DESIG	VXSTD P/N	VERS.	LOT.	SIDE	LAY ADR
D 1065	DIODE				1SS319 TE85R	G2070080		1-	A	E1
D 1066	DIODE				HVC362TRF	G2070636		1-	B	b4
D 1068	DIODE				HVC200ATRU	G2070774		1-3	A	B3
D 1071	DIODE				HZM11NB1 TR	G2070788		4-		
D 1072	DIODE				RLS135 TE-11	G2070128		4-		
D 1074	DIODE				1SV286(TPL3)	G2070610		16-		
FB1001	BEADS COIL				B-01-A	L1190386		1-	A	A1
FB1005	FERRITE BEADS				SMB304729	L9190094		1		
FB1006	FERRITE BEADS				SMB304729	L9190094		1		
FB1007	FERRITE BEADS				SMB304729	L9190094		1-	A	B1
J 1001	CONNECTOR				MD-S6000-90	P1091087		1-	B	d1
J 1002	CONNECTOR				MJ-66J-RD315K	P1091049		1-	A	B4
J 1003	CONNECTOR				SC25-02WS	P0090621		1-	A	A2
J 1004	CONNECTOR				B2B-ZR	P0090647		1-	A	B1
J 1005	CONNECTOR				HSJ6062-01-440	P1090983		1-	A	A1
L 1001	COIL				E2 0.35-1.6-4.5T-L	L0022577		1-	A	D2
L 1002	M.RFC	0.056uH			HK1608 56NJ-T	L1690525		1-	A	D2
L 1003	M.RFC	0.1uH			LK2125 R10K-T	L1690307		1-	A	E2
L 1004	M.RFC	0.033uH			HK2125 33NK-T	L1690383		1-	A	D2
L 1005	M.RFC	0.22uH			LK2125 R22K-T	L1690311		1-	A	D2
L 1006	M.RFC	0.047uH			HK2125 47NK-T	L1690385		1-	A	D3
L 1007	M.RFC	0.068uH			HK2125 68NK-T	L1690387		1-	A	D3
L 1008	COIL				E2 0.35-1.6-4.5T-L	L0022577		1-	A	D3
L 1009	M.RFC	0.047uH			HK2125 47NK-T	L1690385		1-	A	D3
L 1010	M.RFC	0.022uH			HK2125 22NK-T	L1690381		1-	A	D2
L 1011	M.RFC	0.15uH			LK2125 R15K-T	L1690309		1-	A	D3
L 1012	M.RFC	0.01uH			HK1608 10NJ-T	L1690516		1-15	A	D2
L 1012	M.RFC	0.01uH			HK1608 10NJ-T	L1690516	W/O CE LABEL	16-	A	D2
L 1013	M.RFC	0.082uH			HK2125 82NK-T	L1690388		1-	A	D3
L 1015	M.RFC	0.0047uH			HK1608 4N7S-T	L1690512		1-	A	D2
L 1016	M.RFC	0.01uH			HK2125 10NK-T	L1690377		1-	A	D3
L 1017	M.RFC	0.056uH			HK1608 56NJ-T	L1690525		1-	A	D3
L 1018	M.RFC	0.022uH			HK2125 22NK-T	L1690381		1-	A	C3
L 1019	M.RFC	0.22uH			LK2125 R22K-T	L1690311		1-	A	D3
L 1020	M.RFC	0.22uH			LK2125 R22K-T	L1690311		1-	A	C3
L 1021	M.RFC	0.022uH			HK2125 22NK-T	L1690381		1-	A	D3
L 1022	M.RFC	0.12uH		5%	C2012C-R12J	L1690793		1-	A	D3
L 1023	M.RFC	0.047uH			HK2125 47NK-T	L1690385		1-	A	C3
L 1024	M.RFC	0.01uH			HK2125 10NK-T	L1690377		1-	A	D3
L 1025	M.RFC	0.0068uH			HK2125 6N8K-T	L1690375		1-	A	C2
L 1026	M.RFC	0.056uH			HK1608 56NJ-T	L1690525		1	A	D3
L 1026	M.RFC	0.033uH			HK1608 33NJ-T	L1690522		2-	A	D3
L 1027	COIL				E2 0.35-1.6-4.5T-L	L0022577		1-	A	D3
L 1028	M.RFC	0.039uH			HK1608 39NJ-T	L1690523		1-	A	C3
L 1029	M.RFC	0.12uH		5%	C2012C-R12J	L1690793		1-	A	D3
L 1030	COIL				E2 0.35-1.6-4.5T-L	L0022577		1-	A	C3
L 1031	M.RFC	0.018uH			HK2125 18NK-T	L1690380		1-	A	C3
L 1031	M.RFC	0.022uH			HK2125 22NK-T	L1690381		19-	A	C3
L 1032	M.RFC	0.082uH			HK2125 82NK-T	L1690388		1-	A	D3
L 1032	M.RFC	0.15uH			LK2125 R15K-T	L1690309		20-	A	D3
L 1033	M.RFC	0.0068uH			HK1608 6N8J-T	L1690514		1-	A	C2
L 1033	M.RFC	0.047uH			HK1608 47NJ-T	L1690524		4-	A	C2
L 1034	M.RFC	0.082uH		5%	C2012C-82NJ	L1690791		1-	A	D3
L 1035	M.RFC	1uH			LK2125 1R0K-T	L1690319		1-	A	C2
L 1036	M.RFC	0.033uH			HK1608 33NJ-T	L1690522		1-	B	c3
L 1037	M.RFC	0.1uH			HK1608 R10J-T	L1690528		1-	B	b3
L 1038	M.RFC	0.056uH			HK1608 56NJ-T	L1690525		1-	A	C2
L 1038	M.RFC	0.047uH			HK1608 47NJ-T	L1690524		13-	A	C2
L 1039	M.RFC	0.056uH			HK2125 56NK-T	L1690386		1-	B	b3
L 1040	M.RFC	1uH			LK2125 1R0K-T	L1690319		1-	A	C2
L 1041	M.RFC	0.082uH			HK2125 82NK-T	L1690388		1-	A	D3
L 1042	M.RFC	0.033uH			HK2125 33NK-T	L1690383		1-	B	b3
L 1043	M.RFC	0.047uH			HK1608 47NJ-T	L1690524		20-	B	b3
L 1044	M.RFC	1.5uH			LK2125 1R5K-T	L1690321		1-	A	D3
L 1045	M.RFC	0.22uH			LK2125 R22K-T	L1690311		1-	B	b3
L 1046	M.RFC	0.022uH		2%	C2012C-22NG	L1690768		1	B	c3
L 1046	M.RFC	0.027uH		2%	C2012C-27NG	L1690769		2-	B	c3

MAIN Unit

REF.	DESCRIPTION	VALUE	V/W	TOL.	MFR'S DESIG	VXSTD P/N	VERS.	LOT.	SIDE	LAY ADR
L 1047	M.RFC	0.22uH			LK2125 R22K-T	L1690311		1-	B	b3
L 1048	M.RFC	0.047uH		2%	C2012C-47NG	L1690772		1-	B	b4
L 1049	M.RFC	0.022uH		2%	C2012C-22NG	L1690768		1-	B	b4
L 1050	M.RFC	0.082uH			HK2125 82NK-T	L1690388		1-	B	b3
L 1051	M.RFC	10uH			LK2125 100K-T	L1690331		1-	B	c3
L 1051	M.RFC	1uH			LK2125 1R0K-T	L1690319		20-	B	c3
L 1052	M.RFC	4.7uH			LK2125 4R7K-T	L1690327		1-	B	b4
L 1055	M.RFC	0.33uH			LK2125 R33K-T	L1690313		1-	B	c2
L 1056	M.RFC	0.022uH			HK1608 22NJ-T	L1690520		2-	A	C3
L 1058	M.RFC	10uH			LK2125 100K-T	L1690331		1-	B	d3
L 1100	COIL				E2 0.28-1.0-6.5T-R-S	L0022598		1-	A	C2
L 1101	COIL				E2 0.28-1.0-9TR	L0022424		1-	A	C2
L 1102	COIL				E2 0.35-1.6-7T-L	L0022390		1-	A	C2
L 1103	COIL				E2 0.28-1.0-6.5T-R-S	L0022598		1-	A	B2
L 1104	COIL				E2 0.4-1.3-2T-L	L0022580		1-	A	B2
L 1105	COIL				E2 0.28-1.0-9TR	L0022424		1-	A	B2
L 1107	COIL				E2 0.45-1.4-4T-L	L0022391		1-	A	B1
L 1109	COIL	0.015uH			AS1203-15NK	L0022543		1-	A	C1
L 1110	COIL	0.047uH			AS0805-47NK	L0022539		1-	A	C1
L 1113	COIL	0.0068uH			AS100240-6R8N	L0022656		1-	A	C2
L 1115	COIL				E2 0.3-0.9-7T-R	L0022371		1	A	C2
L 1115	COIL				E2 0.25-1.9-8T-L	L0022550		2-	A	C2
L 1117	COIL	0.012uH			AS030321-12NK	L0022582		1-	A	D2
L 1118	COIL	0.056uH			AS0806-56NK	L0022540		1-	A	D1
L 1119	COIL	0.015uH			AS0803-15NK	L0022536		1-	A	D2
L 1120	COIL	0.022uH			AS1004-22NK	L0022545		1-	A	D2
L 1121	COIL	0.022uH			AS1004-22NK	L0022545		1-	A	D2
L 1122	COIL	0.015uH			AS0803-15NK	L0022536		1-	A	D2
L 1123	COIL	0.015uH			AS0803-15NK	L0022536		1-	A	D2
L 1124	COIL	0.0068uH			AS100240-6R8N	L0022656		1-	A	C1
L 1125	COIL A1					L0021659A		1-	A	C1
L 1125	COIL				E2 0.4-3.0-9.5T-L	L0022575		5-	A	C1
L 1126	COIL	0.047uH			AS1007-47NK	L0022548		1-	A	D1
L 1127	COIL	0.033uH			AS1005-33NK	L0022546		1-	A	D1
L 1128	COIL	0.047uH			AS1007-47NK	L0022548		1-	A	D1
L 1129	M.RFC	2.2uH			LK2125 2R2K-T	L1690323		1-	B	b4
L 1130	M.RFC	0.047uH			HK1608 47NJ-T	L1690524		1-	B	b3
L 1131	M.RFC	0.047uH			HK1608 47NJ-T	L1690524		1-	A	C3
L 1132	M.RFC	0.056uH			HK1608 56NJ-T	L1690525		1-	A	E2
L 1133	M.RFC	0.022uH			HK1608 22NJ-T	L1690520		2-	B	b3
L 1134	COIL				E2 0.28-1.0-9TR	L0022424		2-	A	B2
L 1135	COIL				E2 0.28-1.0-9TR	L0022424		2-	A	B2
Q 1001	TRANSISTOR				2SB1301-T2 ZQ	G3213017Q		1-	B	d2
Q 1002	TRANSISTOR				RT1N241M-T11-1	G3070249		1-	B	d2
Q 1003	IC				MM1216ENRE	G1092432		1-	B	c2
Q 1004	IC				NJM78L05UA TE1	G1091325		1-	B	c2
Q 1005	TRANSISTOR				2SB1201S-TL	G3070195		1-	B	d1
Q 1006	TRANSISTOR				2SC4154-T11-1E	G3341548E		1-	B	d3
Q 1007	FET				3SK131-T2B V12	G4801317B		1-	A	D2
Q 1008	FET				3SK228XR-TR	G4802287		1-	A	D3
Q 1009	TRANSISTOR				2SC3120TE85R	G3331207		1-	A	D2
Q 1010	TRANSISTOR				2SC5226-4-TL	G3352268D		1-	A	D3
Q 1010	TRANSISTOR				2SC5226-4/5-TL	G3352268Z		19-	A	D3
Q 1011	TRANSISTOR				2SC5226-4-TL	G3352268D		1-	A	D3
Q 1011	TRANSISTOR				2SC5226-4/5-TL	G3352268Z		19-	A	D3
Q 1012	TRANSISTOR				2SC5226-4/5-TL	G3352268Z		1-	A	D2
Q 1013	TRANSISTOR				2SC3120TE85R	G3331207		1-	A	D3
Q 1014	TRANSISTOR				2SC3120TE85R	G3331207		1-	A	D3
Q 1015	TRANSISTOR				2SC3120TE85R	G3331207		1-	A	C3
Q 1016	TRANSISTOR				2SC3120TE85R	G3331207		1-	A	D3
Q 1017	TRANSISTOR				2SC5226-4/5-TL	G3352268Z		1-	A	C2
Q 1018	TRANSISTOR				RT1N241M-T11-1	G3070249		1-	B	c3
Q 1019	FET				3SK228XR-TR	G4802287		1-	A	C3
Q 1020	TRANSISTOR				2SC5374-TL	G3353748		1-	B	c3
Q 1021	TRANSISTOR				2SC5374-TL	G3353748		1-	B	b3
Q 1022	TRANSISTOR				RT1N241M-T11-1	G3070249		1-	B	b4
Q 1023	FET				3SK228XR-TR	G4802287		1-	A	D3

REF.	DESCRIPTION	VALUE	V/W	TOL.	MFR'S DESIG	VXSTD P/N	VERS.	LOT.	SIDE	LAY ADR
Q 1024	TRANSISTOR				2SC5006-T1	G3350068		1-	B	c3
Q 1025	TRANSISTOR				2SC5006-T1	G3350068		1-	B	b3
Q 1026	TRANSISTOR				2SC3120TE85R	G3331207		1-	B	b3
Q 1027	TRANSISTOR				RT1N241M-T11-1	G3070249		1-	A	B3
Q 1029	TRANSISTOR				2SC4400-4-TL	G3344008D		1-	B	c2
Q 1029	TRANSISTOR				2SC4400-3-TL	G3344008C		17-	B	c2
Q 1030	TRANSISTOR				RT1N241M-T11-1	G3070249		1-	A	C3
Q 1031	TRANSISTOR				2SC3120TE85R	G3331207		1-	B	b3
Q 1032	TRANSISTOR				2SC4400-4-TL	G3344008D		1-	B	a4
Q 1032	TRANSISTOR				2SC4400-3-TL	G3344008C		17-	B	a4
Q 1033	TRANSISTOR				2SC4154-T11-1E	G3341548E		1-	B	c3
Q 1034	IC				TA31136FN(EL)	G1091605		1-	A	B3
Q 1035	TRANSISTOR				2SC4154-T11-1E	G3341548E		1-	B	a3
Q 1036	TRANSISTOR				RT1P441U-T11-1	G3070248		1-	B	b3
Q 1037	TRANSISTOR				2SC4154-T11-1E	G3341548E		1-3	B	b3
Q 1038	TRANSISTOR				2SC3120TE85R	G3331207		1-	A	B3
Q 1039	TRANSISTOR				RT1N241M-T11-1	G3070249		1-	B	d3
Q 1040	TRANSISTOR				2SC3120TE85R	G3331207		1-	A	C3
Q 1041	TRANSISTOR				RT1P441U-T11-1	G3070248		1-	B	b2
Q 1042	TRANSISTOR				RT1P441U-T11-1	G3070248		1-	A	C3
Q 1043	IC				TK10931VT1	G1093013		1-	B	a4
Q 1044	TRANSISTOR				RT1N241M-T11-1	G3070249		1-	B	d3
Q 1045	IC				NJM2902V-TE1	G1091679		1-	B	c3
Q 1046	IC				NJM2902V-TE1	G1091679		1-	B	b3
Q 1047	IC				NJM2902V-TE1	G1091679		1-	B	a3
Q 1048	TRANSISTOR				RT1N241M-T11-1	G3070249		1-	B	d3
Q 1049	TRANSISTOR				RT1P441U-T11-1	G3070248		1-	B	b2
Q 1050	TRANSISTOR				RT1P441U-T11-1	G3070248		1-	B	a3
Q 1051	TRANSISTOR				2SC4154-T11-1E	G3341548E		1-	A	D4
Q 1052	TRANSISTOR				2SC4154-T11-1E	G3341548E		1-	A	C3
Q 1053	TRANSISTOR				RT1N241M-T11-1	G3070249		1-	B	d3
Q 1054	TRANSISTOR				RT1N241M-T11-1	G3070249		1-	B	d4
Q 1055	IC				M64076AGP 600C	G1092942		1-	B	b4
Q 1056	TRANSISTOR				2SA1602A-T11-1F	G3116028F		1-	B	a3
Q 1057	TRANSISTOR				2SA1602A-T11-1F	G3116028F		1-	B	c3
Q 1058	TRANSISTOR				RT1N241M-T11-1	G3070249		1-	B	d4
Q 1059	TRANSISTOR				RT1N241M-T11-1	G3070249		1-	B	d3
Q 1060	TRANSISTOR				2SC5374-TL	G3353748		1-	A	B4
Q 1061	TRANSISTOR				IMD10A T108	G3070159		1-	A	B2
Q 1062	TRANSISTOR				IMD10A T108	G3070159		1-	A	B2
Q 1063	IC				M51951AML-600C	G1091131		1-	B	e3
Q 1064	TRANSISTOR				RT1N241M-T11-1	G3070249		1-	A	D3
Q 1065	IC				NJM78L05UA TE1	G1091325		1-	B	d2
Q 1066	TRANSISTOR				RT1N241M-T11-1	G3070249		1-	A	D3
Q 1067	TRANSISTOR				RT1N241M-T11-1	G3070249		1-	A	B3
Q 1068	TRANSISTOR				2SC4154-T11-1E	G3341548E		1-	B	c4
Q 1069	TRANSISTOR				2SA1602A-T11-1F	G3116028F		1-	A	A3
Q 1070	TRANSISTOR				RT1N241M-T11-1	G3070249		1-	A	A3
Q 1071	TRANSISTOR				RT1N241M-T11-1	G3070249		1-	B	d2
Q 1072	TRANSISTOR				RT1N241M-T11-1	G3070249		1-	B	d2
Q 1073	TRANSISTOR				RT1N241M-T11-1	G3070249		1-	B	a3
Q 1074	TRANSISTOR				RT1N241M-T11-1	G3070249		1-	B	b3
Q 1075	IC				M30620ECGP R0500	G1093494	AUSTRALIA	3-	A	A3
Q 1075	IC				M30620ECGP R0542	G1093574	AUSTRALIA	19-	A	A3
Q 1075	IC				M30620ECGP R0500	G1093494	EXPORT	3-	A	A3
Q 1075	IC				M30620ECGP R0542	G1093574	EXPORT	19-	A	A3
Q 1075	IC				M30620ECGP R0499	G1093493	USA	3-	A	A3
Q 1075	IC				M30620ECGP R0541	G1093573	USA	19-	A	A3
Q 1076	TRANSISTOR				RT1N241M-T11-1	G3070249		1-	B	a3
Q 1077	TRANSISTOR				2SC4154-T11-1E	G3341548E		1-	B	d3
Q 1078	TRANSISTOR				RT1N241M-T11-1	G3070249		1-	B	d2
Q 1079	TRANSISTOR				RT1N241M-T11-1	G3070249		1-	B	b2
Q 1080	TRANSISTOR				RT1N241M-T11-1	G3070249		1-	B	c2
Q 1082	TRANSISTOR				RT1N241M-T11-1	G3070249		1-	B	c2
Q 1083	TRANSISTOR				RT1N241M-T11-1	G3070249		1-	B	c2
Q 1085	TRANSISTOR				RT1N241M-T11-1	G3070249		1-	A	B3
Q 1086	TRANSISTOR				RT1N241M-T11-1	G3070249		1-	A	A1

MAIN Unit

REF.	DESCRIPTION	VALUE	V/W	TOL.	MFR'S DESIG	VXSTD P/N	VERS.	LOT.	SIDE	LAY ADR
Q 1087	TRANSISTOR				RT1N241M-T11-1	G3070249		1-	A	A1
Q 1088	IC				NJM2902V-TE1	G1091679		1-	B	a3
Q 1089	IC				M5223AGP 600C	G1093020		1-	B	d2
Q 1090	IC				AT24C64N-10SI-1.8-SL722A	G1093171		1-	B	d4
Q 1091	TRANSISTOR				RT1N241M-T11-1	G3070249		1-	A	A2
Q 1092	TRANSISTOR				RT1N241M-T11-1	G3070249		1-	A	B1
Q 1094	IC				BU4053BCFV-E1	G1092064		1-	B	d2
Q 1094	IC				BU4053BCFV-E2	G1093422		17-	B	d2
Q 1095	TRANSISTOR				CPH6102-TL	G3070223		1-	A	A2
Q 1096	IC				M51132FP 600C	G1091930		1-	A	A2
Q 1097	IC				TDA2003H	G1090815		1-	A	A2
Q 1098	IC				TDA7233D-TR	G1091112		1-	B	d2
Q 1099	TRANSISTOR				RT1N241M-T11-1	G3070249		1-	A	A1
Q 1100	TRANSISTOR				2SC4154-T11-1E	G3341548E		1-	B	c1
Q 1101	TRANSISTOR				CPH6102-TL	G3070223		1-	B	d1
Q 1102	TRANSISTOR				RT1N241M-T11-1	G3070249		1-	B	d1
Q 1110	TRANSISTOR				2SC5374-TL	G3353748		1-	A	C2
Q 1111	FET				2SK3074(TE12L)	G3830748		1-	A	C2
Q 1112	FET				2SK2975-T11	G3829757		1-	A	B2
Q 1113	FET				2SK3478-01	G3834780		1-	A	C1
Q 1114	TRANSISTOR				RT1P441U-T11-1	G3070248		1-	A	B2
Q 1115	TRANSISTOR				RT1N241M-T11-1	G3070249		1-	A	C2
Q 1116	TRANSISTOR				2SC4154-T11-1E	G3341548E		1-	A	E1
Q 1117	IC				M5223AGP 600C	G1093020		1-	B	b3
Q 1118	TRANSISTOR				2SC4154-T11-1E	G3341548E		1-	A	A1
Q 1119	TRANSISTOR				RT1N241M-T11-1	G3070249		1	A	B3
R 1001	CHIP RES.	4.7k	1/16W	5%	RMC1/16S 472JTH	J24189033		1-	B	d2
R 1002	CHIP RES.	0	1/16W	5%	RMC1/16S JPTH	J24189070		1		
R 1003	CHIP RES.	1k	1/10W	5%	RMC1/10T 102J	J24205102		1-	B	d2
R 1004	CHIP RES.	100k	1/16W	5%	RMC1/16S 104JTH	J24189049		1-	A	D2
R 1005	CHIP RES.	22k	1/16W	5%	RMC1/16S 223JTH	J24189041		1-	A	D2
R 1006	CHIP RES.	10k	1/16W	5%	RMC1/16S 103JTH	J24189037		1-	B	d2
R 1008	CHIP RES.	15	1/16W	5%	RMC1/16S 150JTH	J24189003		1	A	D2
R 1008	CHIP RES.	0	1/16W	5%	RMC1/16S JPTH	J24189070		2-	A	D2
R 1009	CHIP RES.	22k	1/16W	5%	RMC1/16S 223JTH	J24189041		1-	A	D2
R 1010	CHIP RES.	100k	1/16W	5%	RMC1/16S 104JTH	J24189049		1-	A	E2
R 1012	CHIP RES.	100k	1/16W	5%	RMC1/16S 104JTH	J24189049		1-	A	D2
R 1013	CHIP RES.	2.2k	1/16W	5%	RMC1/16S 222JTH	J24189029		1	B	d3
R 1013	CHIP RES.	220	1/16W	5%	RMC1/16S 221JTH	J24189017		2-	B	d3
R 1013	CHIP RES.	2.2k	1/16W	5%	RMC1/16S 222JTH	J24189029		4-	B	d3
R 1015	CHIP RES.	47k	1/16W	5%	RMC1/16S 473JTH	J24189045		1-	A	D2
R 1016	CHIP RES.	100	1/16W	5%	RMC1/16S 101JTH	J24189013		1-	A	D3
R 1017	CHIP RES.	47	1/16W	5%	RMC1/16S 470JTH	J24189009		1-	A	E2
R 1018	CHIP RES.	15	1/16W	5%	RMC1/16S 150JTH	J24189003		1-	A	D2
R 1019	CHIP RES.	2.2k	1/16W	5%	RMC1/16S 222JTH	J24189029		1-	A	D2
R 1019	CHIP RES.	560	1/16W	5%	RMC1/16S 561JTH	J24189022		12-	A	D2
R 1020	CHIP RES.	560	1/16W	5%	RMC1/16S 561JTH	J24189022		1-	A	D3
R 1021	CHIP RES.	100	1/16W	5%	RMC1/16S 101JTH	J24189013		1-	A	D2
R 1022	CHIP RES.	47k	1/16W	5%	RMC1/16S 473JTH	J24189045		1-	A	D2
R 1023	CHIP RES.	47	1/16W	5%	RMC1/16S 470JTH	J24189009		1-	B	a2
R 1024	CHIP RES.	47	1/16W	5%	RMC1/16S 470JTH	J24189009		1-	A	D3
R 1025	CHIP RES.	0	1/16W	5%	RMC1/16S JPTH	J24189070		1-	A	D3
R 1027	CHIP RES.	100k	1/16W	5%	RMC1/16S 104JTH	J24189049		1-	A	D3
R 1029	CHIP RES.	560	1/16W	5%	RMC1/16S 561JTH	J24189022		1-	A	D3
R 1030	CHIP RES.	220	1/16W	5%	RMC1/16S 221JTH	J24189017		1-	A	D3
R 1032	CHIP RES.	15	1/16W	5%	RMC1/16S 150JTH	J24189003		1-	A	D2
R 1033	CHIP RES.	10k	1/16W	5%	RMC1/16S 103JTH	J24189037		1-	A	E3
R 1034	CHIP RES.	15	1/16W	5%	RMC1/16S 150JTH	J24189003		1-	B	a3
R 1035	CHIP RES.	10k	1/16W	5%	RMC1/16S 103JTH	J24189037		1-	A	D3
R 1036	CHIP RES.	47k	1/16W	5%	RMC1/16S 473JTH	J24189045		1-	A	D3
R 1037	CHIP RES.	47k	1/16W	5%	RMC1/16S 473JTH	J24189045		1-	A	D2
R 1038	CHIP RES.	100	1/16W	5%	RMC1/16S 101JTH	J24189013		1-	A	D3
R 1039	CHIP RES.	47k	1/16W	5%	RMC1/16S 473JTH	J24189045		1-	A	D3
R 1040	CHIP RES.	47k	1/16W	5%	RMC1/16S 473JTH	J24189045		1-	A	D3
R 1041	CHIP RES.	15	1/16W	5%	RMC1/16S 150JTH	J24189003		1-	B	a3
R 1042	CHIP RES.	220	1/16W	5%	RMC1/16S 221JTH	J24189017		1-	A	C2
R 1043	CHIP RES.	15	1/16W	5%	RMC1/16S 150JTH	J24189003		1-	B	a3

REF.	DESCRIPTION	VALUE	V/W	TOL.	MFR'S DESIG	VXSTD P/N	VERS.	LOT.	SIDE	LAY ADR
R 1044	CHIP RES.	560	1/16W	5%	RMC1/16S 561JTH	J24189022		1-	A	C2
R 1045	CHIP RES.	100	1/16W	5%	RMC1/16S 101JTH	J24189013		1-	A	C2
R 1046	CHIP RES.	560	1/16W	5%	RMC1/16S 561JTH	J24189022		1-	A	D3
R 1047	CHIP RES.	560	1/16W	5%	RMC1/16S 561JTH	J24189022		1-	A	D3
R 1048	CHIP RES.	220	1/16W	5%	RMC1/16S 221JTH	J24189017		1-	A	C3
R 1049	CHIP RES.	100	1/16W	5%	RMC1/16S 101JTH	J24189013		1-	B	a3
R 1050	CHIP RES.	47	1/16W	5%	RMC1/16S 470JTH	J24189009		1-	A	C2
R 1051	CHIP RES.	220	1/16W	5%	RMC1/16S 221JTH	J24189017		1-	A	D3
R 1052	CHIP RES.	100k	1/16W	5%	RMC1/16S 104JTH	J24189049		1-	A	E3
R 1053	CHIP RES.	100k	1/16W	5%	RMC1/16S 104JTH	J24189049		1-	A	C3
R 1054	CHIP RES.	100k	1/16W	5%	RMC1/16S 104JTH	J24189049		1-	A	C3
R 1055	CHIP RES.	220k	1/16W	5%	RMC1/16S 224JTH	J24189053		1-	A	D3
R 1055	CHIP RES.	2.2M	1/16W	5%	RMC1/16S 225JTH	J24189065		20-	A	D3
R 1056	CHIP RES.	2.2k	1/16W	5%	RMC1/16S 222JTH	J24189029		1-	A	C2
R 1057	CHIP RES.	100k	1/16W	5%	RMC1/16S 104JTH	J24189049		1-	A	C3
R 1058	CHIP RES.	100k	1/16W	5%	RMC1/16S 104JTH	J24189049		1-	A	E3
R 1059	CHIP RES.	220	1/16W	5%	RMC1/16S 221JTH	J24189017		1-	A	C3
R 1060	CHIP RES.	15	1/16W	5%	RMC1/16S 150JTH	J24189003		1	A	D3
R 1060	CHIP RES.	150	1/16W	5%	RMC1/16S 151JTH	J24189015		2-	A	D3
R 1060	CHIP RES.	100	1/16W	5%	RMC1/16S 101JTH	J24189013		4-	A	D3
R 1061	CHIP RES.	15	1/16W	5%	RMC1/16S 150JTH	J24189003		1-	A	D3
R 1061	CHIP RES.	330	1/16W	5%	RMC1/16S 331JTH	J24189019		4-	A	D3
R 1061	CHIP RES.	100	1/16W	5%	RMC1/16S 101JTH	J24189013		12-	A	D3
R 1062	CHIP RES.	1M	1/16W	5%	RMC1/16S 105JTH	J24189061		1-	A	C2
R 1063	CHIP RES.	220	1/16W	5%	RMC1/16S 221JTH	J24189017		1-	A	D3
R 1064	CHIP RES.	10k	1/16W	5%	RMC1/16S 103JTH	J24189037		1-	A	D2
R 1065	CHIP RES.	560	1/16W	5%	RMC1/16S 561JTH	J24189022		1-	A	C3
R 1066	CHIP RES.	560	1/16W	5%	RMC1/16S 561JTH	J24189022		1	A	D3
R 1067	CHIP RES.	2.2k	1/16W	5%	RMC1/16S 222JTH	J24189029		1-	A	C2
R 1069	CHIP RES.	15	1/16W	5%	RMC1/16S 150JTH	J24189003		1-	A	D3
R 1070	CHIP RES.	2.2k	1/16W	5%	RMC1/16S 222JTH	J24189029		1-	A	C2
R 1071	CHIP RES.	47	1/16W	5%	RMC1/16S 470JTH	J24189009		1-	A	C2
R 1072	CHIP RES.	2.2k	1/16W	5%	RMC1/16S 222JTH	J24189029		1-	A	C3
R 1073	CHIP RES.	15	1/16W	5%	RMC1/16S 150JTH	J24189003		1	B	b2
R 1074	CHIP RES.	2.2k	1/16W	5%	RMC1/16S 222JTH	J24189029		1-	A	C3
R 1075	CHIP RES.	2.2k	1/16W	5%	RMC1/16S 222JTH	J24189029		1-	A	C3
R 1076	CHIP RES.	15	1/16W	5%	RMC1/16S 150JTH	J24189003		1-	A	C3
R 1077	CHIP RES.	15	1/16W	5%	RMC1/16S 150JTH	J24189003		1-	B	c3
R 1078	CHIP RES.	100k	1/16W	5%	RMC1/16S 104JTH	J24189049		1-	A	E3
R 1079	CHIP RES.	1k	1/16W	5%	RMC1/16S 102JTH	J24189025		1-	B	a3
R 1080	CHIP RES.	2.2k	1/16W	5%	RMC1/16S 222JTH	J24189029		1-	A	D3
R 1081	CHIP RES.	15	1/16W	5%	RMC1/16S 150JTH	J24189003		1-	B	b2
R 1082	CHIP RES.	2.2k	1/16W	5%	RMC1/16S 222JTH	J24189029		1-	A	C3
R 1083	CHIP RES.	2.2k	1/16W	5%	RMC1/16S 222JTH	J24189029		1-	A	D3
R 1084	CHIP RES.	15	1/16W	5%	RMC1/16S 150JTH	J24189003		1-	B	c3
R 1085	CHIP RES.	15	1/16W	5%	RMC1/16S 150JTH	J24189003		1-	B	b3
R 1086	CHIP RES.	100	1/16W	5%	RMC1/16S 101JTH	J24189013		1	B	c3
R 1086	CHIP RES.	47	1/16W	5%	RMC1/16S 470JTH	J24189009		2-	B	c3
R 1087	CHIP RES.	100k	1/16W	5%	RMC1/16S 104JTH	J24189049		1-	A	C3
R 1088	CHIP RES.	56k	1/16W	5%	RMC1/16S 563JTH	J24189046		1-	B	c3
R 1089	CHIP RES.	56k	1/16W	5%	RMC1/16S 563JTH	J24189046		1-	B	b3
R 1090	CHIP RES.	2.2k	1/16W	5%	RMC1/16S 222JTH	J24189029		1-	A	D3
R 1091	CHIP RES.	2.2k	1/16W	5%	RMC1/16S 222JTH	J24189029		1-	B	a3
R 1092	CHIP RES.	100k	1/16W	5%	RMC1/16S 104JTH	J24189049		1-	A	D3
R 1093	CHIP RES.	330	1/16W	5%	RMC1/16S 331JTH	J24189019		1-	A	C2
R 1094	CHIP RES.	2.2k	1/16W	5%	RMC1/16S 222JTH	J24189029		1-	B	a3
R 1095	CHIP RES.	220	1/16W	5%	RMC1/16S 221JTH	J24189017		1	B	c3
R 1095	CHIP RES.	330	1/16W	5%	RMC1/16S 331JTH	J24189019		2-15	B	c3
R 1095	CHIP RES.	390	1/16W	5%	RMC1/16S 391JTH	J24189020	W/ CE LABEL	16-	B	c3
R 1095	CHIP RES.	330	1/16W	5%	RMC1/16S 331JTH	J24189019	W/O CE LABEL	16-	B	c3
R 1096	CHIP RES.	220	1/16W	5%	RMC1/16S 221JTH	J24189017		1-	B	b3
R 1097	CHIP RES.	220	1/16W	5%	RMC1/16S 221JTH	J24189017		1-	A	C3
R 1098	CHIP RES.	2.2k	1/16W	5%	RMC1/16S 222JTH	J24189029		1-3	A	C2
R 1099	CHIP RES.	15	1/16W	5%	RMC1/16S 150JTH	J24189003		1-	A	C3
R 1100	CHIP RES.	15	1/16W	5%	RMC1/16S 150JTH	J24189003		1-	B	b4
R 1101	CHIP RES.	100k	1/16W	5%	RMC1/16S 104JTH	J24189049		1-	B	b3
R 1101	CHIP RES.	560k	1/16W	5%	RMC1/16S 564JTH	J24189058		20-	B	b3

MAIN Unit

REF.	DESCRIPTION	VALUE	V/W	TOL.	MFR'S DESIG	VXSTD P/N	VERS.	LOT.	SIDE	LAY ADR
R 1102	CHIP RES.	330	1/16W	5%	RMC1/16S 331JTH	J24189019		1-	A	D3
R 1103	CHIP RES.	15	1/16W	5%	RMC1/16S 150JTH	J24189003		1-	A	C2
R 1104	CHIP RES.	220	1/16W	5%	RMC1/16S 221JTH	J24189017		1-	A	C2
R 1105	CHIP RES.	4.7k	1/16W	5%	RMC1/16S 472JTH	J24189033		1-	A	C2
R 1106	CHIP RES.	220	1/16W	5%	RMC1/16S 221JTH	J24189017		1-	A	D3
R 1107	CHIP RES.	22k	1/16W	5%	RMC1/16S 223JTH	J24189041		1	B	c3
R 1107	CHIP RES.	10k	1/16W	5%	RMC1/16S 103JTH	J24189037		2-	B	c3
R 1108	CHIP RES.	22k	1/16W	5%	RMC1/16S 223JTH	J24189041		1	B	c3
R 1108	CHIP RES.	10k	1/16W	5%	RMC1/16S 103JTH	J24189037		2-	B	c3
R 1109	CHIP RES.	15k	1/16W	5%	RMC1/16S 153JTH	J24189039		1-	B	b3
R 1110	CHIP RES.	22k	1/16W	5%	RMC1/16S 223JTH	J24189041		1-	B	b4
R 1111	CHIP RES.	470k	1/16W	5%	RMC1/16S 474JTH	J24189057		1-	B	c3
R 1112	CHIP RES.	1k	1/16W	5%	RMC1/16S 102JTH	J24189025		1-	B	b4
R 1113	CHIP RES.	560	1/16W	5%	RMC1/16S 561JTH	J24189022		4-	B	b3
R 1114	CHIP RES.	220	1/16W	5%	RMC1/16S 221JTH	J24189017		1-	B	b3
R 1115	CHIP RES.	220	1/16W	5%	RMC1/16S 221JTH	J24189017		1-	A	C2
R 1116	CHIP RES.	1k	1/16W	5%	RMC1/16S 102JTH	J24189025		1-	A	D3
R 1117	CHIP RES.	15	1/16W	5%	RMC1/16S 150JTH	J24189003		1-	B	b3
R 1118	CHIP RES.	15	1/16W	5%	RMC1/16S 150JTH	J24189003		1-	B	a3
R 1119	CHIP RES.	2.2M	1/16W	5%	RMC1/16S 225JTH	J24189065		1	B	b3
R 1119	CHIP RES.	330k	1/16W	5%	RMC1/16S 334JTH	J24189055		2-	B	b3
R 1120	CHIP RES.	220k	1/16W	5%	RMC1/16S 224JTH	J24189053		1	A	B3
R 1120	CHIP RES.	470k	1/16W	5%	RMC1/16S 474JTH	J24189057		2-	A	B3
R 1120	CHIP RES.	100k	1/16W	5%	RMC1/16S 104JTH	J24189049		16-	A	B3
R 1120	CHIP RES.	56k	1/16W	5%	RMC1/16S 563JTH	J24189046		19	A	B3
R 1120	CHIP RES.	270k	1/16W	5%	RMC1/16S 274JTH	J24189054		20-	A	B3
R 1121	CHIP RES.	22k	1/16W	5%	RMC1/16S 223JTH	J24189041		1-	A	B3
R 1122	CHIP RES.	470k	1/16W	5%	RMC1/16S 474JTH	J24189057		1-	B	c3
R 1123	CHIP RES.	220	1/16W	5%	RMC1/16S 221JTH	J24189017		1-	B	b3
R 1124	CHIP RES.	560	1/16W	5%	RMC1/16S 561JTH	J24189022		4-	B	b3
R 1124	CHIP RES.	270	1/16W	5%	RMC1/16S 271JTH	J24189018		20-	B	b3
R 1126	CHIP RES.	1k	1/16W	5%	RMC1/16S 102JTH	J24189025		1-	A	D3
R 1127	CHIP RES.	470	1/16W	5%	RMC1/16S 471JTH	J24189021		1-	B	c2
R 1128	CHIP RES.	220k	1/16W	5%	RMC1/16S 224JTH	J24189053		1-	B	c2
R 1129	CHIP RES.	2.2M	1/16W	5%	RMC1/16S 225JTH	J24189065		1	B	b3
R 1129	CHIP RES.	330k	1/16W	5%	RMC1/16S 334JTH	J24189055		2-	B	b3
R 1130	CHIP RES.	100k	1/16W	5%	RMC1/16S 104JTH	J24189049		1-	B	b3
R 1131	CHIP RES.	2.2k	1/16W	5%	RMC1/16S 222JTH	J24189029		1-	B	c3
R 1132	CHIP RES.	330	1/16W	5%	RMC1/16S 331JTH	J24189019		1-	B	c2
R 1133	CHIP RES.	2.2k	1/16W	5%	RMC1/16S 222JTH	J24189029		1-	B	b3
R 1134	CHIP RES.	100k	1/16W	5%	RMC1/16S 104JTH	J24189049		1-	B	a3
R 1135	CHIP RES.	1k	1/16W	5%	RMC1/16S 102JTH	J24189025		1-	B	a4
R 1136	CHIP RES.	2.2k	1/16W	5%	RMC1/16S 222JTH	J24189029		1-	B	a3
R 1137	CHIP RES.	10k	1/16W	5%	RMC1/16S 103JTH	J24189037		1-	B	a4
R 1138	CHIP RES.	2.2k	1/16W	5%	RMC1/16S 222JTH	J24189029		1-	B	c2
R 1139	CHIP RES.	220k	1/16W	5%	RMC1/16S 224JTH	J24189053		1-	A	C3
R 1139	CHIP RES.	10k	1/16W	5%	RMC1/16S 103JTH	J24189037		16-	A	C3
R 1139	CHIP RES.	56k	1/16W	5%	RMC1/16S 563JTH	J24189046		20-	A	C3
R 1140	CHIP RES.	22k	1/16W	5%	RMC1/16S 223JTH	J24189041		1-	A	C3
R 1140	CHIP RES.	10k	1/16W	5%	RMC1/16S 103JTH	J24189037		19-	A	C3
R 1141	CHIP RES.	100k	1/16W	5%	RMC1/16S 104JTH	J24189049		1-	B	a3
R 1142	CHIP RES.	100k	1/16W	5%	RMC1/16S 104JTH	J24189049		1-	B	a3
R 1143	CHIP RES.	10k	1/16W	5%	RMC1/16S 103JTH	J24189037		1-	B	a3
R 1144	CHIP RES.	2.2k	1/16W	5%	RMC1/16S 222JTH	J24189029		1-	B	c3
R 1145	CHIP RES.	270	1/16W	5%	RMC1/16S 271JTH	J24189018		1-	B	c3
R 1146	CHIP RES.	4.7k	1/16W	5%	RMC1/16S 472JTH	J24189033		1-	B	a4
R 1147	CHIP RES.	2.2k	1/16W	5%	RMC1/16S 222JTH	J24189029		1-	A	D2
R 1148	CHIP RES.	100k	1/16W	5%	RMC1/16S 104JTH	J24189049		1-	B	e4
R 1149	CHIP RES.	330	1/16W	5%	RMC1/16S 331JTH	J24189019		1-	B	a4
R 1150	CHIP RES.	470	1/16W	5%	RMC1/16S 471JTH	J24189021		1-	A	C4
R 1151	CHIP RES.	470	1/16W	5%	RMC1/16S 471JTH	J24189021		1-	A	B3
R 1152	CHIP RES.	100k	1/16W	5%	RMC1/16S 104JTH	J24189049		1-	B	a3
R 1153	CHIP RES.	10k	1/16W	5%	RMC1/16S 103JTH	J24189037		1-	B	a3
R 1154	CHIP RES.	10k	1/16W	5%	RMC1/16S 103JTH	J24189037		1-	A	E3
R 1155	CHIP RES.	15	1/16W	5%	RMC1/16S 150JTH	J24189003		1	B	c3
R 1155	CHIP RES.	47	1/16W	5%	RMC1/16S 470JTH	J24189009		2-15	B	c3
R 1155	CHIP RES.	100	1/16W	5%	RMC1/16S 101JTH	J24189013	W/CE LABEL	16-	B	c3

REF.	DESCRIPTION	VALUE	V/W	TOL.	MFR'S DESIG	VXSTD P/N	VERS.	LOT.	SIDE	LAY ADR
R 1155	CHIP RES.	47	1/16W	5%	RMC1/16S 470JTH	J24189009	W/O CE LABEL	16-	B	c3
R 1156	CHIP RES.	1k	1/16W	5%	RMC1/16S 102JTH	J24189025		1	A	B3
R 1156	CHIP RES.	3.3k	1/16W	5%	RMC1/16S 332JTH	J24189031		2-	A	B3
R 1157	CHIP RES.	1k	1/16W	5%	RMC1/16S 102JTH	J24189025		1	B	c3
R 1157	CHIP RES.	4.7k	1/16W	5%	RMC1/16S 472JTH	J24189033		2-	B	c3
R 1158	CHIP RES.	2.2k	1/16W	5%	RMC1/16S 222JTH	J24189029		1	A	C4
R 1158	CHIP RES.	3.3k	1/16W	5%	RMC1/16S 332JTH	J24189031		2-	A	C4
R 1159	CHIP RES.	0	1/16W	5%	RMC1/16S JPTH	J24189070		1-	B	b3
R 1161	CHIP RES.	15	1/16W	5%	RMC1/16S 150JTH	J24189003		1-	A	C3
R 1162	CHIP RES.	2.2k	1/16W	5%	RMC1/16S 222JTH	J24189029		1-	B	a4
R 1163	CHIP RES.	5.6k	1/16W	5%	RMC1/16S 562JTH	J24189034		1-	B	a4
R 1164	CHIP RES.	100k	1/16W	5%	RMC1/16S 104JTH	J24189049		1-	B	d4
R 1165	CHIP RES.	100k	1/16W	5%	RMC1/16S 104JTH	J24189049		1-	B	a3
R 1166	CHIP RES.	2.2k	1/16W	5%	RMC1/16S 222JTH	J24189029		1-	B	a4
R 1167	CHIP RES.	47	1/16W	5%	RMC1/16S 470JTH	J24189009		1-	B	a3
R 1168	CHIP RES.	0	1/16W	5%	RMC1/16S JPTH	J24189070		1-	A	C4
R 1169	CHIP RES.	0	1/16W	5%	RMC1/16S JPTH	J24189070		1-	A	B3
R 1170	CHIP RES.	22k	1/16W	5%	RMC1/16S 223JTH	J24189041		1-	A	B2
R 1171	CHIP RES.	270	1/16W	5%	RMC1/16S 271JTH	J24189018		1	B	b3
R 1171	CHIP RES.	4.7k	1/16W	5%	RMC1/16S 472JTH	J24189033		2-	B	b3
R 1171	CHIP RES.	0	1/16W	5%	RMC1/16S JPTH	J24189070		4-	B	b3
R 1173	CHIP RES.	4.7k	1/16W	5%	RMC1/16S 472JTH	J24189033		1-	B	a3
R 1174	CHIP RES.	1k	1/16W	5%	RMC1/16S 102JTH	J24189025		1-	B	a3
R 1175	CHIP RES.	220	1/16W	5%	RMC1/16S 221JTH	J24189017		1-	A	D3
R 1176	CHIP RES.	3.3k	1/16W	5%	RMC1/16S 332JTH	J24189031		1-	A	C4
R 1176	CHIP RES.	2.2k	1/16W	5%	RMC1/16S 222JTH	J24189029		16-	A	C4
R 1177	CHIP RES.	56k	1/16W	5%	RMC1/16S 563JTH	J24189046		1-15	A	B3
R 1177	CHIP RES.	220k	1/16W	5%	RMC1/16S 224JTH	J24189053	W/ CE LABEL	16-	A	B3
R 1177	CHIP RES.	56k	1/16W	5%	RMC1/16S 563JTH	J24189046	W/O CE LABEL	16-	A	B3
R 1178	CHIP RES.	3.3k	1/16W	5%	RMC1/16S 332JTH	J24189031		1-	A	C3
R 1179	CHIP RES.	56k	1/16W	5%	RMC1/16S 563JTH	J24189046		1-	A	C3
R 1180	CHIP RES.	47	1/16W	5%	RMC1/16S 470JTH	J24189009		1-	B	b3
R 1181	CHIP RES.	1.8k	1/16W	5%	RMC1/16S 182JTH	J24189028		1-	B	c3
R 1182	CHIP RES.	4.7k	1/16W	5%	RMC1/16S 472JTH	J24189033		1-	A	C3
R 1183	CHIP RES.	330k	1/16W	5%	RMC1/16S 334JTH	J24189055		1-	B	c3
R 1184	CHIP RES.	100	1/16W	5%	RMC1/16S 101JTH	J24189013		1-	A	C3
R 1185	CHIP RES.	47k	1/16W	5%	RMC1/16S 473JTH	J24189045		1-	A	D4
R 1186	CHIP RES.	4.7k	1/16W	5%	RMC1/16S 472JTH	J24189033		1-	B	c3
R 1187	CHIP RES.	100	1/16W	5%	RMC1/16S 101JTH	J24189013		1-	A	C3
R 1188	CHIP RES.	47k	1/16W	5%	RMC1/16S 473JTH	J24189045		1-	A	D3
R 1189	CHIP RES.	4.7k	1/16W	5%	RMC1/16S 472JTH	J24189033		1-	A	D4
R 1190	CHIP RES.	100k	1/16W	5%	RMC1/16S 104JTH	J24189049		1-	A	C3
R 1191	CHIP RES.	1k	1/16W	5%	RMC1/16S 102JTH	J24189025		1-	B	c3
R 1192	CHIP RES.	5.6k	1/16W	5%	RMC1/16S 562JTH	J24189034		1-	A	C3
R 1193	CHIP RES.	4.7k	1/16W	5%	RMC1/16S 472JTH	J24189033		1-	A	D3
R 1194	CHIP RES.	330k	1/16W	5%	RMC1/16S 334JTH	J24189055		1-	A	D4
R 1194	CHIP RES.	470k	1/16W	5%	RMC1/16S 474JTH	J24189057		19-	A	D4
R 1195	CHIP RES.	10k	1/16W	5%	RMC1/16S 103JTH	J24189037		1-	B	c3
R 1196	CHIP RES.	4.7k	1/16W	5%	RMC1/16S 472JTH	J24189033		1-	A	C3
R 1198	CHIP RES.	220k	1/16W	5%	RMC1/16S 224JTH	J24189053		1-	A	D3
R 1199	CHIP RES.	22k	1/16W	5%	RMC1/16S 223JTH	J24189041		1-	B	a4
R 1202	CHIP RES.	220k	1/16W	5%	RMC1/16S 224JTH	J24189053		1-	A	C3
R 1203	CHIP RES.	4.7k	1/16W	5%	RMC1/16S 472JTH	J24189033		1-	A	D3
R 1204	CHIP RES.	220	1/16W	5%	RMC1/16S 221JTH	J24189017		1-	A	D4
R 1205	CHIP RES.	1k	1/16W	5%	RMC1/16S 102JTH	J24189025		1-	A	C4
R 1206	CHIP RES.	220	1/16W	5%	RMC1/16S 221JTH	J24189017		1-	A	C3
R 1207	CHIP RES.	470	1/16W	5%	RMC1/16S 471JTH	J24189021		1-	A	C4
R 1208	CHIP RES.	2.2k	1/16W	5%	RMC1/16S 222JTH	J24189029		1-	B	b3
R 1209	CHIP RES.	10k	1/16W	5%	RMC1/16S 103JTH	J24189037		1-	A	D3
R 1210	CHIP RES.	1k	1/16W	5%	RMC1/16S 102JTH	J24189025		1-	A	B4
R 1211	CHIP RES.	15	1/16W	5%	RMC1/16S 150JTH	J24189003		1-	A	C4
R 1213	CHIP RES.	2.2k	1/16W	5%	RMC1/16 222JATP	J24185222		1-	B	a3
R 1214	CHIP RES.	2.2k	1/16W	5%	RMC1/16 222JATP	J24185222		1-	B	c3
R 1215	CHIP RES.	4.7k	1/16W	5%	RMC1/16S 472JTH	J24189033		1-	A	C3
R 1216	CHIP RES.	1k	1/16W	5%	RMC1/16S 102JTH	J24189025		1-	A	D4
R 1217	CHIP RES.	4.7k	1/16W	5%	RMC1/16S 472JTH	J24189033		1-	B	a3
R 1218	CHIP RES.	4.7k	1/16W	5%	RMC1/16S 472JTH	J24189033		1-	B	c3

MAIN Unit

REF.	DESCRIPTION	VALUE	V/W	TOL.	MFR'S DESIG	VXSTD P/N	VERS.	LOT.	SIDE	LAY ADR
R 1219	CHIP RES.	4.7k	1/16W	5%	RMC1/16S 472JTH	J24189033		1-	B	a3
R 1221	CHIP RES.	10k	1/16W	5%	RMC1/16S 103JTH	J24189037		1-	A	C3
R 1222	CHIP RES.	10k	1/16W	5%	RMC1/16S 103JTH	J24189037		1-	A	D4
R 1223	CHIP RES.	10k	1/16W	5%	RMC1/16S 103JTH	J24189037		1-	B	a3
R 1224	CHIP RES.	100	1/16W	5%	RMC1/16S 101JTH	J24189013		1-	B	c4
R 1225	CHIP RES.	100	1/16W	5%	RMC1/16S 101JTH	J24189013		1-	B	c4
R 1226	CHIP RES.	100	1/16W	5%	RMC1/16S 101JTH	J24189013		1-	B	c4
R 1227	CHIP RES.	15	1/16W	5%	RMC1/16S 150JTH	J24189003		1-	B	c3
R 1229	CHIP RES.	220k	1/16W	5%	RMC1/16S 224JTH	J24189053		1-	B	a3
R 1230	CHIP RES.	2.2k	1/16W	5%	RMC1/16 222JATP	J24185222		1-	A	B2
R 1231	CHIP RES.	220	1/16W	5%	RMC1/16S 221JTH	J24189017		1-	A	B3
R 1232	CHIP RES.	22k	1/16W	5%	RMC1/16S 223JTH	J24189041		1-	A	B4
R 1233	CHIP RES.	27k	1/16W	5%	RMC1/16S 273JTH	J24189042		1-	A	B4
R 1233	CHIP RES.	22k	1/16W	5%	RMC1/16S 223JTH	J24189041		19-	A	B4
R 1234	CHIP RES.	2.2k	1/16W	5%	RMC1/16 222JATP	J24185222		1-	A	B2
R 1235	CHIP RES.	4.7k	1/16W	5%	RMC1/16 472JATP	J24185472		1-	A	A2
R 1236	CHIP RES.	47k	1/16W	5%	RMC1/16S 473JTH	J24189045		1-	A	A3
R 1237	CHIP RES.	2.2k	1/16W	5%	RMC1/16S 222JTH	J24189029		1-	B	a4
R 1238	CHIP RES.	10k	1/16W	5%	RMC1/16S 103JTH	J24189037		1-	A	C3
R 1239	CHIP RES.	120k	1/16W	5%	RMC1/16S 124JTH	J24189050		1-	A	B3
R 1239	CHIP RES.	150k	1/16W	5%	RMC1/16S 154JTH	J24189051		19-	A	B3
R 1241	CHIP RES.	15k	1/16W	5%	RMC1/16S 153JTH	J24189039		1-	B	a3
R 1242	CHIP RES.	100k	1/16W	5%	RMC1/16S 104JTH	J24189049		1-	A	C3
R 1243	CHIP RES.	10k	1/16W	5%	RMC1/16S 103JTH	J24189037		1-	A	D4
R 1244	CHIP RES.	100k	1/16W	5%	RMC1/16S 104JTH	J24189049		1-	A	D4
R 1245	CHIP RES.	22k	1/16W	5%	RMC1/16S 223JTH	J24189041		1-	B	a4
R 1246	CHIP RES.	5.6k	1/16W	5%	RMC1/16S 562JTH	J24189034		1-	A	D3
R 1247	CHIP RES.	270k	1/16W	5%	RMC1/16S 274JTH	J24189054		1-	B	c4
R 1248	CHIP RES.	220k	1/16W	5%	RMC1/16S 224JTH	J24189053		1-	A	B3
R 1249	CHIP RES.	47k	1/16W	5%	RMC1/16S 473JTH	J24189045		1-	A	B4
R 1250	CHIP RES.	47k	1/16W	5%	RMC1/16S 473JTH	J24189045		1-	A	B4
R 1250	CHIP RES.	100k	1/16W	5%	RMC1/16S 104JTH	J24189049		4-	A	B4
R 1251	CHIP RES.	10k	1/16W	5%	RMC1/16S 103JTH	J24189037		1-	A	D3
R 1252	CHIP RES.	15k	1/16W	5%	RMC1/16S 153JTH	J24189039		1-	A	B3
R 1252	CHIP RES.	150k	1/16W	5%	RMC1/16S 154JTH	J24189051		16-	A	B3
R 1253	CHIP RES.	5.6k	1/16W	5%	RMC1/16S 562JTH	J24189034		1-	A	B3
R 1253	CHIP RES.	33k	1/16W	5%	RMC1/16S 333JTH	J24189043		16-	A	B3
R 1253	CHIP RES.	100k	1/16W	5%	RMC1/16S 104JTH	J24189049		20-	A	B3
R 1254	CHIP RES.	5.6k	1/16W	5%	RMC1/16S 562JTH	J24189034		1-	B	c4
R 1254	CHIP RES.	22k	1/16W	5%	RMC1/16S 223JTH	J24189041		4-	B	c4
R 1255	CHIP RES.	10k	1/16W	5%	RMC1/16S 103JTH	J24189037		1-	A	A3
R 1256	CHIP RES.	22k	1/16W	5%	RMC1/16S 223JTH	J24189041		1-	A	A3
R 1257	CHIP RES.	1k	1/16W	5%	RMC1/16S 102JTH	J24189025		1	B	c4
R 1257	CHIP RES.	220	1/16W	5%	RMC1/16S 221JTH	J24189017		2-	B	c4
R 1258	CHIP RES.	47k	1/16W	5%	RMC1/16S 473JTH	J24189045		1-	B	c4
R 1259	CHIP RES.	33k	1/16W	5%	RMC1/16S 333JTH	J24189043		1-	A	D3
R 1260	CHIP RES.	100k	1/16W	5%	RMC1/16S 104JTH	J24189049		1-	A	A3
R 1260	CHIP RES.	1M	1/16W	5%	RMC1/16S 105JTH	J24189061		16-	A	A3
R 1260	CHIP RES.	1.5M	1/16W	5%	RMC1/16S 155JTH	J24189063		19-	A	A3
R 1261	CHIP RES.	1k	1/16W	5%	RMC1/16S 102JTH	J24189025		1-	B	e3
R 1262	CHIP RES.	4.7k	1/16W	5%	RMC1/16S 472JTH	J24189033		1-	B	d3
R 1263	CHIP RES.	2.2k	1/16W	5%	RMC1/16S 222JTH	J24189029		1-	A	B2
R 1264	CHIP RES.	4.7k	1/16W	5%	RMC1/16S 472JTH	J24189033		1-	B	a3
R 1265	CHIP RES.	4.7k	1/16W	5%	RMC1/16S 472JTH	J24189033		1-	B	b3
R 1266	CHIP RES.	47k	1/16W	5%	RMC1/16S 473JTH	J24189045		1-	A	D3
R 1267	CHIP RES.	100k	1/16W	5%	RMC1/16S 104JTH	J24189049		1-	A	A3
R 1268	CHIP RES.	39k	1/16W	5%	RMC1/16S 393JTH	J24189044		1-	A	A3
R 1269	CHIP RES.	10k	1/16W	5%	RMC1/16S 103JTH	J24189037		1-	B	b3
R 1270	CHIP RES.	33k	1/16W	5%	RMC1/16S 333JTH	J24189043		1-	B	c3
R 1273	CHIP RES.	100k	1/16W	5%	RMC1/16S 104JTH	J24189049		1-	B	a3
R 1274	CHIP RES.	100k	1/16W	5%	RMC1/16S 104JTH	J24189049		1-	B	b3
R 1275	CHIP RES.	15k	1/16W	5%	RMC1/16S 153JTH	J24189039		1-	B	b3
R 1276	CHIP RES.	22k	1/16W	5%	RMC1/16S 223JTH	J24189041		1-	B	d2
R 1277	CHIP RES.	47k	1/16W	5%	RMC1/16S 473JTH	J24189045		1-	B	e3
R 1278	CHIP RES.	560k	1/16W	5%	RMC1/16S 564JTH	J24189058		1-	B	a3
R 1279	CHIP RES.	47k	1/16W	5%	RMC1/16S 473JTH	J24189045		1-	B	a3
R 1280	CHIP RES.	150k	1/16W	5%	RMC1/16S 154JTH	J24189051		1-	B	d2

REF.	DESCRIPTION	VALUE	V/W	TOL.	MFR'S DESIG	VXSTD P/N	VERS.	LOT.	SIDE	LAY ADR
R 1281	CHIP RES.	100k	1/16W	5%	RMC1/16S 104JTH	J24189049		1-	B	a3
R 1282	CHIP RES.	100k	1/16W	5%	RMC1/16S 104JTH	J24189049		1-	B	b3
R 1283	CHIP RES.	47k	1/16W	5%	RMC1/16S 473JTH	J24189045		1-	B	b3
R 1284	CHIP RES.	1M	1/16W	5%	RMC1/16S 105JTH	J24189061		1-	B	c3
R 1285	CHIP RES.	15k	1/16W	5%	RMC1/16S 153JTH	J24189039		1-	B	d3
R 1286	CHIP RES.	330k	1/16W	5%	RMC1/16S 334JTH	J24189055		1-	B	b3
R 1287	CHIP RES.	47k	1/16W	5%	RMC1/16S 473JTH	J24189045		1-	B	b3
R 1288	CHIP RES.	8.2k	1/16W	5%	RMC1/16S 822JTH	J24189036		1-	B	d3
R 1289	CHIP RES.	0	1/16W	5%	RMC1/16S JPTH	J24189070		1	A	A3
R 1289	CHIP RES.	10k	1/16W	5%	RMC1/16S 103JTH	J24189037		2-	A	A3
R 1290	CHIP RES.	47k	1/16W	5%	RMC1/16S 473JTH	J24189045		1-	B	d2
R 1291	CHIP RES.	220k	1/16W	5%	RMC1/16S 224JTH	J24189053		1-	B	d2
R 1293	CHIP RES.	47k	1/16W	5%	RMC1/16S 473JTH	J24189045		1-	B	d2
R 1294	CHIP RES.	3.9k	1/16W	5%	RMC1/16S 392JTH	J24189032		1-	B	d3
R 1295	CHIP RES.	47k	1/16W	5%	RMC1/16S 473JTH	J24189045		1-	B	d2
R 1296	CHIP RES.	150k	1/16W	5%	RMC1/16S 154JTH	J24189051		1-	B	a3
R 1297	CHIP RES.	150k	1/16W	5%	RMC1/16S 154JTH	J24189051		1-	B	b3
R 1299	CHIP RES.	1M	1/16W	5%	RMC1/16S 105JTH	J24189061		1	B	d2
R 1299	CHIP RES.	330k	1/16W	5%	RMC1/16S 334JTH	J24189055		2-	B	d2
R 1301	CHIP RES.	120k	1/16W	5%	RMC1/16S 124JTH	J24189050		1-	B	a3
R 1302	CHIP RES.	120k	1/16W	5%	RMC1/16S 124JTH	J24189050		1-	B	b3
R 1303	CHIP RES.	10k	1/16W	5%	RMC1/16S 103JTH	J24189037		1-	B	d2
R 1305	CHIP RES.	4.7k	1/16W	5%	RMC1/16S 472JTH	J24189033		19-	B	d3
R 1306	CHIP RES.	0	1/16W	5%	RMC1/16S JPTH	J24189070		1-	B	d3
R 1306	CHIP RES.	4.7k	1/16W	5%	RMC1/16S 472JTH	J24189033		19-	B	d3
R 1307	CHIP RES.	220	1/16W	5%	RMC1/16S 221JTH	J24189017		1-	B	d2
R 1309	CHIP RES.	220	1/16W	5%	RMC1/16S 221JTH	J24189017		1-	B	c2
R 1310	CHIP RES.	4.7k	1/16W	5%	RMC1/16S 472JTH	J24189033		1-18	B	d3
R 1311	CHIP RES.	1k	1/16W	5%	RMC1/16S 102JTH	J24189025		1-	B	a3
R 1313	CHIP RES.	47k	1/16W	5%	RMC1/16S 473JTH	J24189045		1-	B	c2
R 1314	CHIP RES.	47k	1/16W	5%	RMC1/16S 473JTH	J24189045		1-	B	d2
R 1315	CHIP RES.	10k	1/16W	5%	RMC1/16S 103JTH	J24189037		1-	B	c2
R 1317	CHIP RES.	1k	1/16W	5%	RMC1/16S 102JTH	J24189025		1-	A	A3
R 1318	CHIP RES.	47k	1/16W	5%	RMC1/16S 473JTH	J24189045		1-	B	b3
R 1319	CHIP RES.	100k	1/16W	5%	RMC1/16S 104JTH	J24189049		1-	B	a3
R 1320	CHIP RES.	47k	1/16W	5%	RMC1/16S 473JTH	J24189045		1-	B	b2
R 1321	CHIP RES.	100k	1/16W	5%	RMC1/16S 104JTH	J24189049		1-	B	b2
R 1322	CHIP RES.	22k	1/16W	5%	RMC1/16S 223JTH	J24189041		1-	B	a3
R 1323	CHIP RES.	100k	1/16W	5%	RMC1/16S 104JTH	J24189049		1-	A	B3
R 1325	CHIP RES.	39k	1/16W	5%	RMC1/16S 393JTH	J24189044		1-	B	c2
R 1326	CHIP RES.	0	1/16W	5%	RMC1/16S JPTH	J24189070		1-	B	c3
R 1327	CHIP RES.	1M	1/16W	5%	RMC1/16S 105JTH	J24189061		1-	B	e3
R 1328	CHIP RES.	56k	1/16W	5%	RMC1/16S 563JTH	J24189046		1-	B	a3
R 1329	CHIP RES.	47k	1/16W	5%	RMC1/16S 473JTH	J24189045		1-	B	d2
R 1330	CHIP RES.	100k	1/16W	5%	RMC1/16S 104JTH	J24189049		1-	B	c3
R 1330	CHIP RES.	33k	1/16W	5%	RMC1/16S 333JTH	J24189043		19-	B	c3
R 1331	CHIP RES.	10k	1/16W	5%	RMC1/16S 103JTH	J24189037		1-	A	A3
R 1332	CHIP RES.	22k	1/16W	5%	RMC1/16S 223JTH	J24189041		1-	B	b2
R 1333	CHIP RES.	33k	1/16W	5%	RMC1/16S 333JTH	J24189043		1-	B	c2
R 1334	CHIP RES.	33k	1/16W	5%	RMC1/16S 333JTH	J24189043		1-	B	c2
R 1335	CHIP RES.	0	1/16W	5%	RMC1/16S JPTH	J24189070		1-	B	c3
R 1337	CHIP RES.	100k	1/16W	5%	RMC1/16S 104JTH	J24189049		1-	B	c2
R 1338	CHIP RES.	56k	1/16W	5%	RMC1/16S 563JTH	J24189046		1-	B	b2
R 1339	CHIP RES.	100k	1/16W	5%	RMC1/16S 104JTH	J24189049		1-	A	A3
R 1340	CHIP RES.	47k	1/16W	5%	RMC1/16S 473JTH	J24189045		1-	B	a3
R 1341	CHIP RES.	12k	1/16W	5%	RMC1/16S 123JTH	J24189038		1-	B	b3
R 1341	CHIP RES.	15k	1/16W	5%	RMC1/16S 153JTH	J24189039		19-	B	b3
R 1342	CHIP RES.	10k	1/16W	5%	RMC1/16S 103JTH	J24189037		1-18	A	B3
R 1343	CHIP RES.	10k	1/16W	5%	RMC1/16S 103JTH	J24189037		1-	B	d3
R 1344	CHIP RES.	100k	1/16W	5%	RMC1/16S 104JTH	J24189049		1-	A	A3
R 1345	CHIP RES.	100k	1/16W	5%	RMC1/16S 104JTH	J24189049		1-	A	B3
R 1346	CHIP RES.	0	1/16W	5%	RMC1/16S JPTH	J24189070		1-	B	a3
R 1347	CHIP RES.	0	1/16W	5%	RMC1/16S JPTH	J24189070		1-	B	b2
R 1348	CHIP RES.	2.2M	1/16W	5%	RMC1/16S 225JTH	J24189065		1-	B	c3
R 1349	CHIP RES.	680k	1/16W	5%	RMC1/16S 684JTH	J24189059		1-	B	a3
R 1350	CHIP RES.	47k	1/16W	5%	RMC1/16S 473JTH	J24189045		1-	B	a3
R 1351	CHIP RES.	10k	1/16W	5%	RMC1/16S 103JTH	J24189037		1-	B	a2

MAIN Unit

REF.	DESCRIPTION	VALUE	V/W	TOL.	MFR'S DESIG	VXSTD P/N	VERS.	LOT.	SIDE	LAY ADR
R 1352	CHIP RES.	100k	1/16W	5%	RMC1/16S 104JTH	J24189049		1-	B	c2
R 1353	CHIP RES.	10k	1/16W	5%	RMC1/16S 103JTH	J24189037		1-	B	b3
R 1353	CHIP RES.	12k	1/16W	5%	RMC1/16S 123JTH	J24189038		19-	B	b3
R 1354	CHIP RES.	150k	1/16W	5%	RMC1/16S 154JTH	J24189051		1-	A	A3
R 1355	CHIP RES.	470k	1/16W	5%	RMC1/16S 474JTH	J24189057		1-	A	B3
R 1356	CHIP RES.	47k	1/16W	5%	RMC1/16S 473JTH	J24189045		1-	B	b2
R 1357	CHIP RES.	82k	1/16W	5%	RMC1/16S 823JTH	J24189048		1-	A	A3
R 1358	CHIP RES.	100k	1/16W	5%	RMC1/16S 104JTH	J24189049		1-	A	A3
R 1359	CHIP RES.	4.7k	1/16W	5%	RMC1/16S 472JTH	J24189033		1-	B	a2
R 1360	CHIP RES.	680k	1/16W	5%	RMC1/16S 684JTH	J24189059		1-	B	b2
R 1361	CHIP RES.	2.2M	1/16W	5%	RMC1/16S 225JTH	J24189065		1-	B	c3
R 1361	CHIP RES.	220k	1/16W	5%	RMC1/16S 224JTH	J24189053		19-	B	c3
R 1362	CHIP RES.	100k	1/16W	5%	RMC1/16S 104JTH	J24189049		1-	A	B3
R 1363	CHIP RES.	39k	1/16W	5%	RMC1/16S 393JTH	J24189044		1-	A	A3
R 1364	CHIP RES.	47k	1/16W	5%	RMC1/16S 473JTH	J24189045		1-	B	b3
R 1365	CHIP RES.	10k	1/16W	5%	RMC1/16S 103JTH	J24189037		1-	B	b2
R 1366	CHIP RES.	10k	1/16W	5%	RMC1/16S 103JTH	J24189037		1-	A	B3
R 1366	CHIP RES.	220k	1/16W	5%	RMC1/16S 224JTH	J24189053		16-	A	B3
R 1367	CHIP RES.	22k	1/16W	5%	RMC1/16S 223JTH	J24189041		1-	A	A3
R 1368	CHIP RES.	100k	1/16W	5%	RMC1/16S 104JTH	J24189049		1-	A	A4
R 1369	CHIP RES.	10k	1/16W	5%	RMC1/16S 103JTH	J24189037		1-	A	A3
R 1370	CHIP RES.	4.7k	1/16W	5%	RMC1/16S 472JTH	J24189033		1-	B	b2
R 1371	CHIP RES.	100k	1/16W	5%	RMC1/16S 104JTH	J24189049		1-	A	A4
R 1372	CHIP RES.	100k	1/16W	5%	RMC1/16S 104JTH	J24189049		1-	A	A3
R 1373	CHIP RES.	100	1/16W	5%	RMC1/16S 101JTH	J24189013		1-	B	d3
R 1374	CHIP RES.	47k	1/16W	5%	RMC1/16S 473JTH	J24189045		1	A	A1
R 1374	CHIP RES.	4.7k	1/16W	5%	RMC1/16S 472JTH	J24189033		2-	A	A1
R 1375	CHIP RES.	100k	1/16W	5%	RMC1/16S 104JTH	J24189049		1-	A	A4
R 1376	CHIP RES.	10k	1/16W	5%	RMC1/16S 103JTH	J24189037		1-	B	d3
R 1377	CHIP RES.	10k	1/16W	5%	RMC1/16S 103JTH	J24189037		1-	B	d3
R 1378	CHIP RES.	4.7k	1/16W	5%	RMC1/16S 472JTH	J24189033		1-	A	A1
R 1379	CHIP RES.	100k	1/16W	5%	RMC1/16S 104JTH	J24189049		1	B	d2
R 1380	CHIP RES.	4.7k	1/16W	5%	RMC1/16S 472JTH	J24189033		1-	B	d3
R 1381	CHIP RES.	4.7k	1/16W	5%	RMC1/16S 472JTH	J24189033		1-	B	d3
R 1382	CHIP RES.	0	1/16W	5%	RMC1/16S JPTH	J24189070		1-	A	A4
R 1383	CHIP RES.	0	1/16W	5%	RMC1/16S JPTH	J24189070		1-	A	A4
R 1384	CHIP RES.	100k	1/16W	5%	RMC1/16S 104JTH	J24189049		1-	A	A1
R 1385	CHIP RES.	0	1/16W	5%	RMC1/16S JPTH	J24189070	VERSION A1	1-	A	A4
R 1385	CHIP RES.	0	1/16W	5%	RMC1/16S JPTH	J24189070	VERSION A2	1-	A	A4
R 1385	CHIP RES.	0	1/16W	5%	RMC1/16S JPTH	J24189070	VERSION A3	1-	A	A4
R 1385	CHIP RES.	0	1/16W	5%	RMC1/16S JPTH	J24189070	VERSION B1	1-	A	A4
R 1385	CHIP RES.	0	1/16W	5%	RMC1/16S JPTH	J24189070	VERSION B2	1-	A	A4
R 1385	CHIP RES.	0	1/16W	5%	RMC1/16S JPTH	J24189070	VERSION B3	1-	A	A4
R 1385	CHIP RES.	0	1/16W	5%	RMC1/16S JPTH	J24189070	VERSION D1	1-	A	A4
R 1385	CHIP RES.	0	1/16W	5%	RMC1/16S JPTH	J24189070	VERSION D2	1-	A	A4
R 1386	CHIP RES.	0	1/16W	5%	RMC1/16S JPTH	J24189070	VERSION B1	1-	A	A4
R 1386	CHIP RES.	0	1/16W	5%	RMC1/16S JPTH	J24189070	VERSION B2	1-	A	A4
R 1386	CHIP RES.	0	1/16W	5%	RMC1/16S JPTH	J24189070	VERSION B3	1-	A	A4
R 1386	CHIP RES.	0	1/16W	5%	RMC1/16S JPTH	J24189070	VERSION C1	1-	A	A4
R 1386	CHIP RES.	0	1/16W	5%	RMC1/16S JPTH	J24189070	VERSION C2	1-	A	A4
R 1386	CHIP RES.	0	1/16W	5%	RMC1/16S JPTH	J24189070	VERSION C3	1-	A	A4
R 1387	CHIP RES.	0	1/16W	5%	RMC1/16S JPTH	J24189070	VERSION D1	1-	A	A4
R 1387	CHIP RES.	0	1/16W	5%	RMC1/16S JPTH	J24189070	VERSION D2	1-	A	A4
R 1387	CHIP RES.	0	1/16W	5%	RMC1/16S JPTH	J24189070	VERSION H1	1-	A	A4
R 1387	CHIP RES.	0	1/16W	5%	RMC1/16S JPTH	J24189070	VERSION H2	1-	A	A4
R 1389	CHIP RES.	0	1/16W	5%	RMC1/16S JPTH	J24189070	VERSION A1	1-	A	A4
R 1389	CHIP RES.	0	1/16W	5%	RMC1/16S JPTH	J24189070	VERSION A2	1-	A	A4
R 1389	CHIP RES.	0	1/16W	5%	RMC1/16S JPTH	J24189070	VERSION A3	1-	A	A4
R 1389	CHIP RES.	0	1/16W	5%	RMC1/16S JPTH	J24189070	VERSION B1	1-	A	A4
R 1389	CHIP RES.	0	1/16W	5%	RMC1/16S JPTH	J24189070	VERSION B2	1-	A	A4
R 1389	CHIP RES.	0	1/16W	5%	RMC1/16S JPTH	J24189070	VERSION B3	1-	A	A4
R 1389	CHIP RES.	0	1/16W	5%	RMC1/16S JPTH	J24189070	VERSION D1	1-	A	A4
R 1389	CHIP RES.	0	1/16W	5%	RMC1/16S JPTH	J24189070	VERSION D2	1-	A	A4
R 1390	CHIP RES.	0	1/16W	5%	RMC1/16S JPTH	J24189070	VERSION B1	1-	A	A4
R 1390	CHIP RES.	0	1/16W	5%	RMC1/16S JPTH	J24189070	VERSION B2	1-	A	A4
R 1390	CHIP RES.	0	1/16W	5%	RMC1/16S JPTH	J24189070	VERSION B3	1-	A	A4
R 1390	CHIP RES.	0	1/16W	5%	RMC1/16S JPTH	J24189070	VERSION C1	1-	A	A4

REF.	DESCRIPTION	VALUE	V/W	TOL.	MFR'S DESIG	VXSTD P/N	VERS.	LOT.	SIDE	LAY ADR
R 1390	CHIP RES.	0	1/16W	5%	RMC1/16S JPTH	J24189070	VERSION C2	1-	A	A4
R 1390	CHIP RES.	0	1/16W	5%	RMC1/16S JPTH	J24189070	VERSION C3	1-	A	A4
R 1391	CHIP RES.	0	1/16W	5%	RMC1/16S JPTH	J24189070	VERSION D1	1-	A	A4
R 1391	CHIP RES.	0	1/16W	5%	RMC1/16S JPTH	J24189070	VERSION D2	1-	A	A4
R 1391	CHIP RES.	0	1/16W	5%	RMC1/16S JPTH	J24189070	VERSION H1	1-	A	A4
R 1391	CHIP RES.	0	1/16W	5%	RMC1/16S JPTH	J24189070	VERSION H2	1-	A	A4
R 1395	CHIP RES.	0	1/16W	5%	RMC1/16 000JATP	J24185000	VERSION A1	1-	A	A4
R 1395	CHIP RES.	0	1/16W	5%	RMC1/16 000JATP	J24185000	VERSION B1	1-	A	A4
R 1395	CHIP RES.	0	1/16W	5%	RMC1/16 000JATP	J24185000	VERSION C1	1-	A	A4
R 1395	CHIP RES.	0	1/16W	5%	RMC1/16 000JATP	J24185000	VERSION D1	1-	A	A4
R 1395	CHIP RES.	0	1/16W	5%	RMC1/16 000JATP	J24185000	VERSION H1	1-	A	A4
R 1396	CHIP RES.	0	1/16W	5%	RMC1/16 000JATP	J24185000	VERSION A1	1-	A	A4
R 1396	CHIP RES.	0	1/16W	5%	RMC1/16 000JATP	J24185000	VERSION A2	1-	A	A4
R 1396	CHIP RES.	0	1/16W	5%	RMC1/16 000JATP	J24185000	VERSION B1	1-	A	A4
R 1396	CHIP RES.	0	1/16W	5%	RMC1/16 000JATP	J24185000	VERSION B2	1-	A	A4
R 1396	CHIP RES.	0	1/16W	5%	RMC1/16 000JATP	J24185000	VERSION C1	1-	A	A4
R 1396	CHIP RES.	0	1/16W	5%	RMC1/16 000JATP	J24185000	VERSION C2	1-	A	A4
R 1396	CHIP RES.	0	1/16W	5%	RMC1/16 000JATP	J24185000	VERSION D1	1-	A	A4
R 1396	CHIP RES.	0	1/16W	5%	RMC1/16 000JATP	J24185000	VERSION D2	1-	A	A4
R 1396	CHIP RES.	0	1/16W	5%	RMC1/16 000JATP	J24185000	VERSION H1	1-	A	A4
R 1396	CHIP RES.	0	1/16W	5%	RMC1/16 000JATP	J24185000	VERSION H2	1-	A	A4
R 1399	CHIP RES.	0	1/16W	5%	RMC1/16 000JATP	J24185000	VERSION A1	1-	A	A4
R 1399	CHIP RES.	0	1/16W	5%	RMC1/16 000JATP	J24185000	VERSION B1	1-	A	A4
R 1399	CHIP RES.	0	1/16W	5%	RMC1/16 000JATP	J24185000	VERSION C1	1-	A	A4
R 1399	CHIP RES.	0	1/16W	5%	RMC1/16 000JATP	J24185000	VERSION D1	1-	A	A4
R 1399	CHIP RES.	0	1/16W	5%	RMC1/16 000JATP	J24185000	VERSION H1	1-	A	A4
R 1400	CHIP RES.	0	1/16W	5%	RMC1/16 000JATP	J24185000	VERSION A1	1-	A	A4
R 1400	CHIP RES.	0	1/16W	5%	RMC1/16 000JATP	J24185000	VERSION A2	1-	A	A4
R 1400	CHIP RES.	0	1/16W	5%	RMC1/16 000JATP	J24185000	VERSION B1	1-	A	A4
R 1400	CHIP RES.	0	1/16W	5%	RMC1/16 000JATP	J24185000	VERSION B2	1-	A	A4
R 1400	CHIP RES.	0	1/16W	5%	RMC1/16 000JATP	J24185000	VERSION C1	1-	A	A4
R 1400	CHIP RES.	0	1/16W	5%	RMC1/16 000JATP	J24185000	VERSION C2	1-	A	A4
R 1400	CHIP RES.	0	1/16W	5%	RMC1/16 000JATP	J24185000	VERSION D1	1-	A	A4
R 1400	CHIP RES.	0	1/16W	5%	RMC1/16 000JATP	J24185000	VERSION D2	1-	A	A4
R 1400	CHIP RES.	0	1/16W	5%	RMC1/16 000JATP	J24185000	VERSION H1	1-	A	A4
R 1400	CHIP RES.	0	1/16W	5%	RMC1/16 000JATP	J24185000	VERSION H2	1-	A	A4
R 1401	CHIP RES.	0	1/16W	5%	RMC1/16 000JATP	J24185000	VERSION A1	1-	A	A4
R 1401	CHIP RES.	0	1/16W	5%	RMC1/16 000JATP	J24185000	VERSION B1	1-	A	A4
R 1401	CHIP RES.	0	1/16W	5%	RMC1/16 000JATP	J24185000	VERSION C1	1-	A	A4
R 1401	CHIP RES.	0	1/16W	5%	RMC1/16 000JATP	J24185000	VERSION D1	1-	A	A4
R 1401	CHIP RES.	0	1/16W	5%	RMC1/16 000JATP	J24185000	VERSION H1	1-	A	A4
R 1402	CHIP RES.	0	1/16W	5%	RMC1/16 000JATP	J24185000	AUSTRALIA	1-	A	A4
R 1402	CHIP RES.	0	1/16W	5%	RMC1/16 000JATP	J24185000	EXPORT	1-	A	A4
R 1402	CHIP RES.	0	1/16W	5%	RMC1/16 000JATP	J24185000	USA	1-	A	A4
R 1403	CHIP RES.	330k	1/16W	5%	RMC1/16S 334JTH	J24189055		1	A	A1
R 1403	CHIP RES.	150k	1/16W	5%	RMC1/16S 154JTH	J24189051		2-	A	A1
R 1404	CHIP RES.	47k	1/16W	5%	RMC1/16S 473JTH	J24189045		1-	B	c4
R 1405	CHIP RES.	470k	1/16W	5%	RMC1/16S 474JTH	J24189057		1-	A	B3
R 1406	CHIP RES.	0	1/16W	5%	RMC1/16S JPTH	J24189070		1-	A	B1
R 1407	CHIP RES.	22k	1/16W	5%	RMC1/16S 223JTH	J24189041		1-	B	d2
R 1408	CHIP RES.	100	1/16W	5%	RMC1/16S 101JTH	J24189013		1-	A	A1
R 1409	CHIP RES.	56k	1/16W	5%	RMC1/16S 563JTH	J24189046		1-	A	A3
R 1410	CHIP RES.	56k	1/16W	5%	RMC1/16S 563JTH	J24189046		1-	A	A2
R 1411	CHIP RES.	47k	1/16W	5%	RMC1/16S 473JTH	J24189045		1	A	A1
R 1412	CHIP RES.	2.2k	1/16W	5%	RMC1/16S 222JTH	J24189029		2-11	A	A1
R 1413	CHIP RES.	47	1/16W	5%	RMC1/16S 470JTH	J24189009		1-	A	A2
R 1415	CHIP RES.	22k	1/16W	5%	RMC1/16S 223JTH	J24189041		1-	B	d2
R 1416	CHIP RES.	4.7k	1/16W	5%	RMC1/16 472JATP	J24185472		1-	A	A2
R 1417	CHIP RES.	470	1/10W	5%	RMC1/10T 471J	J24205471		1-	A	A2
R 1418	CHIP RES.	1k	1/16W	5%	RMC1/16S 102JTH	J24189025		1-	B	d2
R 1419	CHIP RES.	22k	1/16W	5%	RMC1/16S 223JTH	J24189041		1-	B	d2
R 1420	CHIP RES.	2.2k	1/16W	5%	RMC1/16S 222JTH	J24189029		1-	A	B1
R 1421	CHIP RES.	10k	1/16W	5%	RMC1/16S 103JTH	J24189037		1-	A	A1
R 1421	CHIP RES.	2.2k	1/16W	5%	RMC1/16S 222JTH	J24189029		16-	A	A1
R 1422	CHIP RES.	100k	1/16W	5%	RMC1/16S 104JTH	J24189049		1-	B	d2
R 1423	CHIP RES.	47k	1/16W	5%	RMC1/16S 473JTH	J24189045		1-	B	d2
R 1424	CHIP RES.	0	1/16W	5%	RMC1/16S JPTH	J24189070		1-	A	B1

MAIN Unit

REF.	DESCRIPTION	VALUE	V/W	TOL.	MFR'S DESIG	VXSTD P/N	VERS.	LOT.	SIDE	LAY ADR
R 1425	CHIP RES.	100k	1/16W	5%	RMC1/16S 104JTH	J24189049		1	B	d2
R 1426	CHIP RES.	150k	1/16W	5%	RMC1/16S 154JTH	J24189051		1-	A	A2
R 1426	CHIP RES.	560k	1/16W	5%	RMC1/16S 564JTH	J24189058		3-	A	A2
R 1427	CHIP RES.	47k	1/16W	5%	RMC1/16S 473JTH	J24189045		1-	B	d2
R 1428	CHIP RES.	6.8k	1/16W	5%	RMC1/16S 682JTH	J24189035		1-	A	A1
R 1428	CHIP RES.	5.6k	1/16W	5%	RMC1/16S 562JTH	J24189034		19-	A	A1
R 1429	CHIP RES.	1k	1/16W	5%	RMC1/16S 102JTH	J24189025		1-	B	d3
R 1430	CHIP RES.	1k	1/16W	5%	RMC1/16S 102JTH	J24189025		1-	B	d3
R 1431	CHIP RES.	0	1/16W	5%	RMC1/16S JPTH	J24189070		1-	A	B3
R 1432	CHIP RES.	47k	1/16W	5%	RMC1/16S 473JTH	J24189045		1-	B	c3
R 1432	CHIP RES.	100k	1/16W	5%	RMC1/16S 104JTH	J24189049		19-	B	c3
R 1433	CHIP RES.	10k	1/16W	5%	RMC1/16S 103JTH	J24189037		1-	B	d2
R 1434	CHIP RES.	4.7k	1/16W	5%	RMC1/16S 472JTH	J24189033		1-	B	c1
R 1435	CHIP RES.	1k	1/16W	5%	RMC1/16S 102JTH	J24189025		1-	A	A3
R 1436	CHIP RES.	1k	1/16W	5%	RMC1/16S 102JTH	J24189025		1-	A	A3
R 1437	CHIP RES.	2.2k	1/10W	5%	RMC1/10T 222J	J24205222		1-	B	d1
R 1438	CHIP RES.	1k	1/16W	5%	RMC1/16S 102JTH	J24189025		1-	B	c4
R 1439	CHIP RES.	2.2k	1/16W	5%	RMC1/16S 222JTH	J24189029		1	A	A1
R 1439	CHIP RES.	220	1/16W	5%	RMC1/16S 221JTH	J24189017		2-	A	A1
R 1440	CHIP RES.	1k	1/16W	5%	RMC1/16S 102JTH	J24189025		1-	B	d3
R 1441	CHIP RES.	1k	1/16W	5%	RMC1/16S 102JTH	J24189025		1-	B	d3
R 1443	CHIP RES.	220	1/10W	5%	RMC1/10T 221J	J24205221		1-	B	d1
R 1444	CHIP RES.	4.7	1/10W	5%	RMC1/10T 4R7J	J24205479		1-	B	d1
R 1445	CHIP RES.	1k	1/16W	5%	RMC1/16S 102JTH	J24189025		1-	B	c4
R 1446	CHIP RES.	2.2k	1/16W	5%	RMC1/16S 222JTH	J24189029		1	A	A1
R 1446	CHIP RES.	4.7k	1/16W	5%	RMC1/16S 472JTH	J24189033		2-	A	A1
R 1447	CHIP RES.	10	1/16W	5%	RMC1/16 100JATP	J24185100		1-	B	d2
R 1448	CHIP RES.	470	1/10W	5%	RMC1/10T 471J	J24205471		1-	B	d1
R 1449	CHIP RES.	1	1/10W	5%	RMC1/10T 1R0J	J24205010		1-	B	e1
R 1451	CHIP RES.	47k	1/16W	5%	RMC1/16S 473JTH	J24189045		1-	B	d1
R 1452	CHIP RES.	33	1/2W	5%	RMC1/2 330JCTP	J24275330		1-	B	c1
R 1500	CHIP RES.	2.2k	1/16W	5%	RMC1/16S 222JTH	J24189029		1-	B	b2
R 1501	CHIP RES.	2.2k	1/16W	5%	RMC1/16S 222JTH	J24189029		1-	B	b2
R 1502	CHIP RES.	2.2k	1/16W	5%	RMC1/16S 222JTH	J24189029		1-	B	b2
R 1503	CHIP RES.	33k	1/16W	5%	RMC1/16S 333JTH	J24189043		1	A	C2
R 1503	CHIP RES.	33k	1/16W	5%	RMC1/16S 333JTH	J24189043		2-	A	C2
R 1504	CHIP RES.	22	1/16W	5%	RMC1/16 220JATP	J24185220		1-	A	C2
R 1505	CHIP RES.	220	1/16W	5%	RMC1/16S 221JTH	J24189017		1	A	C2
R 1505	CHIP RES.	560	1/16W	5%	RMC1/16S 561JTH	J24189022		2-	A	C2
R 1506	CHIP RES.	47	1/16W	5%	RMC1/16 470JATP	J24185470		1-	A	C2
R 1507	CHIP RES.	1k	1/16W	5%	RMC1/16S 102JTH	J24189025		1-	A	C2
R 1508	CHIP RES.	4.7k	1/16W	5%	RMC1/16S 472JTH	J24189033		1-	A	C2
R 1509	CHIP RES.	4.7k	1/16W	5%	RMC1/16S 472JTH	J24189033		1-	A	C2
R 1510	CHIP RES.	4.7k	1/16W	5%	RMC1/16S 472JTH	J24189033		1-	A	C2
R 1511	CHIP RES.	4.7k	1/16W	5%	RMC1/16S 472JTH	J24189033		1-	A	C2
R 1512	CHIP RES.	1k	1/16W	5%	RMC1/16S 102JTH	J24189025		1-	A	C2
R 1513	CHIP RES.	1k	1/16W	5%	RMC1/16S 102JTH	J24189025		1-	A	C2
R 1514	CHIP RES.	10k	1/16W	5%	RMC1/16S 103JTH	J24189037		1-15	A	B2
R 1514	CHIP RES.	10k	1/16W	5%	RMC1/16S 103JTH	J24189037	CABLE FOR 50V	20-	A	B2
R 1514	CHIP RES.	2.2k	1/16W	5%	RMC1/16S 222JTH	J24189029	CABLE FOR CE	20-	A	B2
R 1514	CHIP RES.	2.2k	1/16W	5%	RMC1/16S 222JTH	J24189029	W/ CE LABEL	16-19	A	B2
R 1514	CHIP RES.	1k	1/16W	5%	RMC1/16S 102JTH	J24189025	W/ E-FX-1(757)	20-	A	B2
R 1514	CHIP RES.	10k	1/16W	5%	RMC1/16S 103JTH	J24189037	W/O CE LABEL	16-19	A	B2
R 1515	CHIP RES.	56k	1/16W	5%	RMC1/16S 563JTH	J24189046		4-	A	C2
R 1516	CHIP RES.	100	1/16W	5%	RMC1/16S 101JTH	J24189013		1	A	B2
R 1516	CHIP RES.	560	1/16W	5%	RMC1/16S 561JTH	J24189022		2-	A	B2
R 1517	CHIP RES.	1k	1/16W	5%	RMC1/16 102JATP	J24185102		1-	A	B2
R 1518	CHIP RES.	10k	1/16W	5%	RMC1/16S 103JTH	J24189037		1-	A	B2
R 1518	CHIP RES.	1k	1/16W	5%	RMC1/16S 102JTH	J24189025		4-	A	B2
R 1520	CHIP RES.	1k	1/16W	5%	RMC1/16 102JATP	J24185102		1-	A	B1
R 1521	CHIP RES.	1k	1/16W	5%	RMC1/16S 102JTH	J24189025		1-	A	B1
R 1524	CHIP RES.	47	1W	5%	RMC1 470JTE	J24305470		1	A	C1
R 1524	CHIP RES.	100	1W	5%	RMC1 101JTE	J24305101		2-3	A	C1
R 1524	CHIP RES.	68	1W	5%	RMC1 680JTE	J24305680		4-	A	C1
R 1525	CHIP RES.	100k	1/16W	5%	RMC1/16S 104JTH	J24189049		1-	B	c3
R 1526	CHIP RES.	10k	1/16W	5%	RMC1/16S 103JTH	J24189037		1-	A	A3
R 1526	CHIP RES.	33k	1/16W	5%	RMC1/16S 333JTH	J24189043		4-	A	A3

REF.	DESCRIPTION	VALUE	V/W	TOL.	MFR'S DESIG	VXSTD P/N	VERS.	LOT.	SIDE	LAY ADR
R 1527	CHIP RES.	4.7k	1/16W	5%	RMC1/16S 472JTH	J24189033		1-2	A	C2
R 1527	CHIP RES.	4.7k	1/16W	5%	RMC1/16S 472JTH	J24189033		3-	A	C2
R 1528	CHIP RES.	47	1/16W	5%	RMC1/16S 470JTH	J24189009		1-	A	B2
R 1529	CHIP RES.	100k	1/16W	5%	RMC1/16S 104JTH	J24189049		1	B	c3
R 1529	CHIP RES.	330k	1/16W	5%	RMC1/16S 334JTH	J24189055		2-3	B	c3
R 1529	CHIP RES.	330k	1/16W	5%	RMC1/16S 334JTH	J24189055		4-	B	c3
R 1530	CHIP RES.	10k	1/16W	5%	RMC1/16S 103JTH	J24189037		1-	A	D1
R 1531	CHIP RES.	10k	1/16W	5%	RMC1/16S 103JTH	J24189037		1-	A	D1
R 1533	CHIP RES.	10k	1/16W	5%	RMC1/16S 103JTH	J24189037		1-	A	D1
R 1534	CHIP RES.	10k	1/16W	5%	RMC1/16 103JATP	J24185103		1-	A	D2
R 1535	CHIP RES.	10k	1/16W	5%	RMC1/16 103JATP	J24185103		1-	A	D2
R 1536	CHIP RES.	22k	1/16W	5%	RMC1/16S 223JTH	J24189041		1-	A	D2
R 1537	CHIP RES.	22k	1/16W	5%	RMC1/16S 223JTH	J24189041		1-	A	D2
R 1538	CHIP RES.	56k	1/16W	5%	RMC1/16S 563JTH	J24189046		1-	A	D2
R 1539	CHIP RES.	56k	1/16W	5%	RMC1/16S 563JTH	J24189046		1-	A	D2
R 1541	CHIP RES.	47	1W	5%	RMC1 470JTE	J24305470		1	A	C2
R 1541	CHIP RES.	100	1W	5%	RMC1 101JTE	J24305101		2-3	A	C2
R 1541	CHIP RES.	68	1W	5%	RMC1 680JTE	J24305680		4-	A	C2
R 1542	CHIP RES.	47	1/16W	5%	RMC1/16S 470JTH	J24189009		1-	B	b2
R 1543	CHIP RES.	100	1/16W	5%	RMC1/16 101JATP	J24185101		1	A	E2
R 1544	CHIP RES.	22	1/16W	5%	RMC1/16 220JATP	J24185220		1-	A	D1
R 1545	CHIP RES.	1k	1/16W	5%	RMC1/16 102JATP	J24185102		1-	A	E1
R 1546	CHIP RES.	1k	1/16W	5%	RMC1/16 102JATP	J24185102		1-	A	E1
R 1547	CHIP RES.	22k	1/16W	5%	RMC1/16S 223JTH	J24189041		4-	A	B4
R 1547	CHIP RES.	100k	1/16W	5%	RMC1/16S 104JTH	J24189049		16-	A	B4
R 1548	CHIP RES.	15k	1/16W	5%	RMC1/16S 153JTH	J24189039		1-	B	a3
R 1549	CHIP RES.	10k	1/16W	5%	RMC1/16S 103JTH	J24189037		1-	B	a3
R 1550	CHIP RES.	12k	1/16W	5%	RMC1/16S 123JTH	J24189038		1-	B	a3
R 1551	CHIP RES.	10k	1/16W	5%	RMC1/16S 103JTH	J24189037		1-	B	a3
R 1552	CHIP RES.	15	1/16W	5%	RMC1/16S 150JTH	J24189003		1-	B	d2
R 1553	CHIP RES.	15k	1/16W	5%	RMC1/16S 153JTH	J24189039		1-	B	d2
R 1554	CHIP RES.	10k	1/16W	5%	RMC1/16S 103JTH	J24189037		1-	B	d2
R 1555	CHIP RES.	1k	1/16W	5%	RMC1/16S 102JTH	J24189025		1-	B	c3
R 1556	CHIP RES.	4.7k	1/16W	5%	RMC1/16S 472JTH	J24189033		1-	A	C2
R 1557	CHIP RES.	1k	1/16W	5%	RMC1/16S 102JTH	J24189025		1-	B	b2
R 1558	CHIP RES.	1k	1/16W	5%	RMC1/16S 102JTH	J24189025		1-	B	b2
R 1559	CHIP RES.	100	1/16W	5%	RMC1/16S 101JTH	J24189013		1-	B	c4
R 1560	CHIP RES.	100	1/16W	5%	RMC1/16S 101JTH	J24189013		1-	B	c4
R 1561	CHIP RES.	33k	1/16W	5%	RMC1/16S 333JTH	J24189043		1-2	A	C2
R 1561	CHIP RES.	33k	1/16W	5%	RMC1/16S 333JTH	J24189043		3	A	C2
R 1561	CHIP RES.	33k	1/16W	5%	RMC1/16S 333JTH	J24189043		4-	A	C2
R 1563	CHIP RES.	15	1/16W	5%	RMC1/16S 150JTH	J24189003		1-	A	C3
R 1564	CHIP RES.	15	1/16W	5%	RMC1/16S 150JTH	J24189003		1	A	B3
R 1564	CHIP RES.	270	1/16W	5%	RMC1/16S 271JTH	J24189018		2-	A	B3
R 1564	CHIP RES.	15	1/16W	5%	RMC1/16S 150JTH	J24189003		12-15	A	B3
R 1564	CHIP RES.	100	1/16W	5%	RMC1/16S 101JTH	J24189013	W/ CE LABEL	16-	A	B3
R 1564	CHIP RES.	15	1/16W	5%	RMC1/16S 150JTH	J24189003	W/O CE LABEL	16-	A	B3
R 1565	CHIP RES.	100k	1/16W	5%	RMC1/16S 104JTH	J24189049		1-	A	B3
R 1567	CHIP RES.	100k	1/16W	5%	RMC1/16S 104JTH	J24189049		1-	A	B2
R 1569	CHIP RES.	2.2k	1/16W	5%	RMC1/16S 222JTH	J24189029		1-	B	c3
R 1570	CHIP RES.	1k	1/16W	5%	RMC1/16S 102JTH	J24189025		1-	B	b4
R 1572	CHIP RES.	15k	1/16W	5%	RMC1/16S 153JTH	J24189039		1-	B	c3
R 1573	CHIP RES.	33k	1/16W	5%	RMC1/16S 333JTH	J24189043		1-	B	a3
R 1574	CHIP RES.	33k	1/16W	5%	RMC1/16S 333JTH	J24189043		1-	B	a3
R 1575	CHIP RES.	33k	1/16W	5%	RMC1/16S 333JTH	J24189043		1-	B	b2
R 1576	CHIP RES.	33k	1/16W	5%	RMC1/16S 333JTH	J24189043		1-	B	b2
R 1577	CHIP RES.	47	1/16W	5%	RMC1/16S 470JTH	J24189009		1-	B	c3
R 1578	CHIP RES.	0	1/16W	5%	RMC1/16S JPTH	J24189070		1-	B	c3
R 1578	CHIP RES.	4.7k	1/16W	5%	RMC1/16S 472JTH	J24189033		19-	B	c3
R 1579	CHIP RES.	4.7k	1/16W	5%	RMC1/16S 472JTH	J24189033		1-	B	c3
R 1580	CHIP RES.	4.7k	1/16W	5%	RMC1/16S 472JTH	J24189033		1-	A	D3
R 1581	CHIP RES.	100	1/16W	5%	RMC1/16S 101JTH	J24189013		1-	B	a3
R 1582	CHIP RES.	47	1/16W	5%	RMC1/16S 470JTH	J24189009		1-	B	a2
R 1583	CHIP RES.	47	1/16W	5%	RMC1/16S 470JTH	J24189009		1-	B	d2
R 1584	CHIP RES.	47	1/16W	5%	RMC1/16S 470JTH	J24189009		1-	B	b3
R 1585	CHIP RES.	100k	1/16W	5%	RMC1/16S 104JTH	J24189049		1-	B	d2
R 1586	CHIP RES.	10k	1/16W	5%	RMC1/16S 103JTH	J24189037		1-	A	B3

MAIN Unit

REF.	DESCRIPTION	VALUE	V/W	TOL.	MFR'S DESIG	VXSTD P/N	VERS.	LOT.	SIDE	LAY ADR
R 1587	CHIP RES.	22k	1/16W	5%	RMC1/16S 223JTH	J24189041		1-	A	B3
R 1588	CHIP RES.	22k	1/16W	5%	RMC1/16S 223JTH	J24189041		1-	A	B3
R 1589	CHIP RES.	470k	1/16W	5%	RMC1/16S 474JTH	J24189057		1-	A	B3
R 1590	CHIP RES.	10k	1/16W	5%	RMC1/16S 103JTH	J24189037		1-	A	B3
R 1591	CHIP RES.	1k	1/16W	5%	RMC1/16S 102JTH	J24189025		1-	A	B4
R 1592	CHIP RES.	0	1/16W	5%	RMC1/16S JPTH	J24189070		1-	B	d4
R 1593	CHIP RES.	15	1/16W	5%	RMC1/16S 150JTH	J24189003		1-	B	b3
R 1594	CHIP RES.	15	1/16W	5%	RMC1/16S 150JTH	J24189003		1-	B	b3
R 1595	CHIP RES.	1M	1/16W	5%	RMC1/16S 105JTH	J24189061		1-	B	d4
R 1596	CHIP RES.	68k	1/16W	5%	RMC1/16S 683JTH	J24189047		1-	B	d3
R 1596	CHIP RES.	100k	1/16W	5%	RMC1/16S 104JTH	J24189049		19-	B	d3
R 1597	CHIP RES.	3.9k	1/16W	5%	RMC1/16S 392JTH	J24189032		1-	A	C2
R 1598	CHIP RES.	1k	1/16W	5%	RMC1/16 102JATP	J24185102		1-	A	E1
R 1600	CHIP RES.	0	1/16W	5%	RMC1/16 000JATP	J24185000		2-	A	C3
R 1600	CHIP RES.	22	1/16W	5%	RMC1/16 220JATP	J24185220		19-	A	C3
R 1603	CHIP RES.	47k	1/16W	5%	RMC1/16S 473JTH	J24189045		1-3	A	B3
R 1605	CHIP RES.	1k	1/16W	5%	RMC1/16S 102JTH	J24189025		1-	A	A1
R 1605	CHIP RES.	2.2k	1/16W	5%	RMC1/16S 222JTH	J24189029		16-	A	A1
R 1606	CHIP RES.	100	1/16W	5%	RMC1/16S 101JTH	J24189013		1-	A	A1
R 1607	CHIP RES.	0	1/16W	5%	RMC1/16S JPTH	J24189070		1-	A	B3
R 1607	CHIP RES.	22k	1/16W	5%	RMC1/16S 223JTH	J24189041		16-	A	B3
R 1608	CHIP RES.	0	1/16W	5%	RMC1/16S JPTH	J24189070		1-3	A	B3
R 1608	CHIP RES.	10k	1/16W	5%	RMC1/16S 103JTH	J24189037		16-	A	B3
R 1609	CHIP RES.	47k	1/16W	5%	RMC1/16S 473JTH	J24189045		1-3	A	B3
R 1609	CHIP RES.	0	1/16W	5%	RMC1/16S JPTH	J24189070		16-	A	B3
R 1610	CHIP RES.	10k	1/16W	5%	RMC1/16S 103JTH	J24189037		1	A	B3
R 1611	CHIP RES.	10k	1/16W	5%	RMC1/16S 103JTH	J24189037		2-3	A	B3
R 1613	CHIP RES.	100	1/16W	5%	RMC1/16S 101JTH	J24189013		1-	A	A1
R 1617	CARBON FILM RES.	100k	1/6W	5%	RD16PJ104 100K	J01225104		1-	B	c4
R 1617	CHIP RES.	100k	1/16W	5%	RMC1/16S 104JTH	J24189049		5-	B	c4
R 1618	CARBON FILM RES.	100k	1/6W	5%	RD16PJ104 100K	J01225104		1-	B	c4
R 1618	CHIP RES.	100k	1/16W	5%	RMC1/16S 104JTH	J24189049		5-	B	c4
R 1619	CARBON FILM RES.	100k	1/6W	5%	RD16PJ104 100K	J01225104		1-	B	c3
R 1619	CHIP RES.	100k	1/16W	5%	RMC1/16S 104JTH	J24189049		5-	B	c3
R 1620	CHIP RES.	220	1/16W	5%	RMC1/16 221JATP	J24185221		1		
R 1621	CHIP RES.	220	1/16W	5%	RMC1/16 221JATP	J24185221		1-	A	C3
R 1621	CHIP RES.	220	1/16W	5%	RMC1/16S 221JTH	J24189017		5-	A	C3
R 1622	CHIP RES.	0	1/16W	5%	RMC1/16 000JATP	J24185000		1	A	A3
R 1622	CHIP RES.	0	1/16W	5%	RMC1/16 000JATP	J24185000		2-	A	A3
R 1622	CHIP RES.	0	1/16W	5%	RMC1/16S JPTH	J24189070		5-	A	A3
R 1623	CHIP RES.	0	1/16W	5%	RMC1/16 000JATP	J24185000		2-	A	A2
R 1623	CHIP RES.	0	1/16W	5%	RMC1/16S JPTH	J24189070		5-	A	A2
R 1624	CHIP RES.	0	1/16W	5%	RMC1/16S JPTH	J24189070		2-15	A	D2
R 1624	CHIP RES.	0	1/16W	5%	RMC1/16S JPTH	J24189070	W/O CE LABEL	16-	A	D2
R 1626	CHIP RES.	10k	1/16W	5%	RMC1/16 103JATP	J24185103		2-	A	A3
R 1626	CHIP RES.	10k	1/16W	5%	RMC1/16S 103JTH	J24189037		5-	A	A3
R 1637	CHIP RES.	220	1/16W	5%	RMC1/16 221JATP	J24185221		4-		
R 1638	CHIP RES.	0	1/16W	5%	RMC1/16 000JATP	J24185000		4-		
R 1639	CHIP RES.	0	1/16W	5%	RMC1/16 000JATP	J24185000		12-		
R 1639	CHIP RES.	22	1/16W	5%	RMC1/16 220JATP	J24185220		19-		
R 1640	CHIP RES.	0	1/16W	5%	RMC1/16 000JATP	J24185000		12-		
R 1640	CHIP RES.	22	1/16W	5%	RMC1/16 220JATP	J24185220		19-		
R 1651	CHIP RES.	15	1/16W	5%	RMC1/16S 150JTH	J24189003	CABLE FOR 50W	20-		
TC1001	TRIMMER CAP.	20pF			ECR-KN020E61X	K91000213		1-	A	C4
TH1001	THERMISTOR				TBPS1R103K440H5Q	G9090067		1-	A	B4
TH1001	THERMISTOR				TBPS1R473K475H5Q	G9090068		4-	A	B4
TH1002	THERMISTOR				TBPS1R103K440H5Q	G9090067		1-	A	B4
TH1003	THERMISTOR				TBPS1R103K440H5Q	G9090067		1-	A	B2
VR1001	POT.	100k			EVN-5ESX50B15	J51811104		1-	A	B3
VR1001	POT.	1M			EVN-5ESX50B16	J51811105		20-	A	B3
VR1002	POT.	100k			EVN-5ESX50B15	J51811104		1-	A	B3
VR1002	POT.	1M			EVN-5ESX50B16	J51811105		20-	A	B3
VR1003	POT.	220			EVN-5ESX50BE2	J51811221		2-	A	D2
X 1001	XTAL UM-1	45.505MHZ			45.505MHZ	H0103132		1-	A	B2
X 1002	XTAL SX-2112	21.25MHZ			21.25MHZ	H0103230		1-	A	B4
X 1003	XTAL LP-3.5.2S	9.8304MHZ			9.8304MHZ	H0103148		1-	A	A3
X 1003	XTAL CSA-309	9.8304MHZ			9.8304MHZ-10	H0103050A		4-	A	A3

MAIN Unit

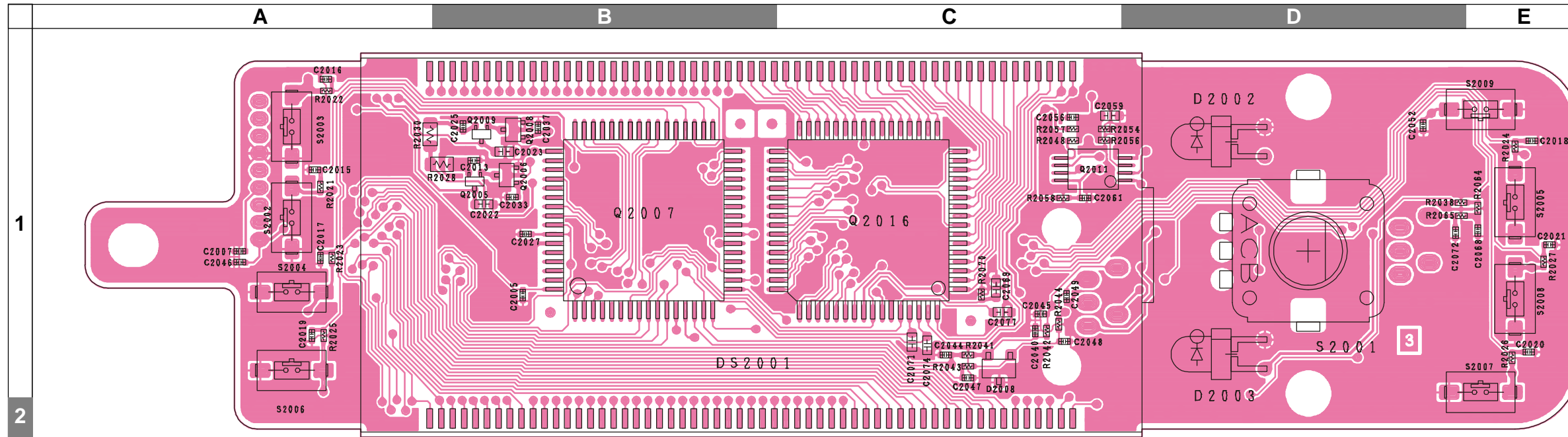
REF.	DESCRIPTION	VALUE	V/W	TOL.	MFR'S DESIG	VXSTD P/N	VERS.	LOT.	SIDE	LAY ADR
X 1003	XTAL HC-49/T	9.8294MHz			9.8294MHZ	H0103259		9-	A	A3
XF1001	XTAL FILTER				45M15B5H	H1102326		1-	A	C2
XF1002	XTAL FILTER				45M15B5H	H1102326		1-	A	C2
XF1003	XTAL FILTER				21R12B5	H1102342		1-	A	D3
XF1004	XTAL FILTER				21R12B5	H1102342		1-	A	D4
	HEATSINK PLATE					RA0227600		1-	B	c2
	LEAF SPRING					R0132100	W/ CE LABEL	16-		

MAIN Unit

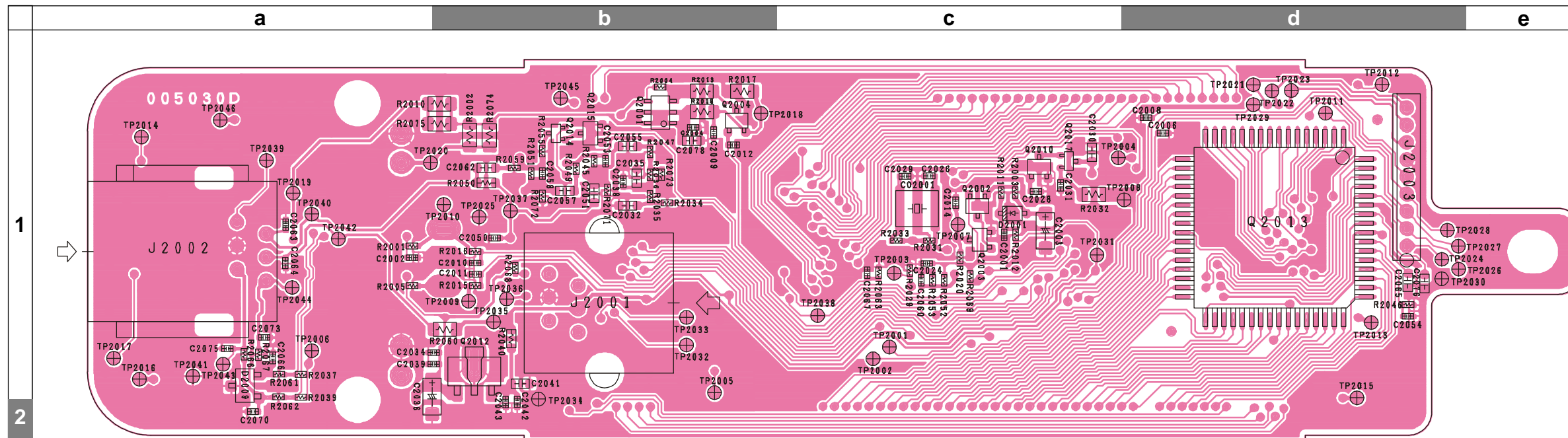
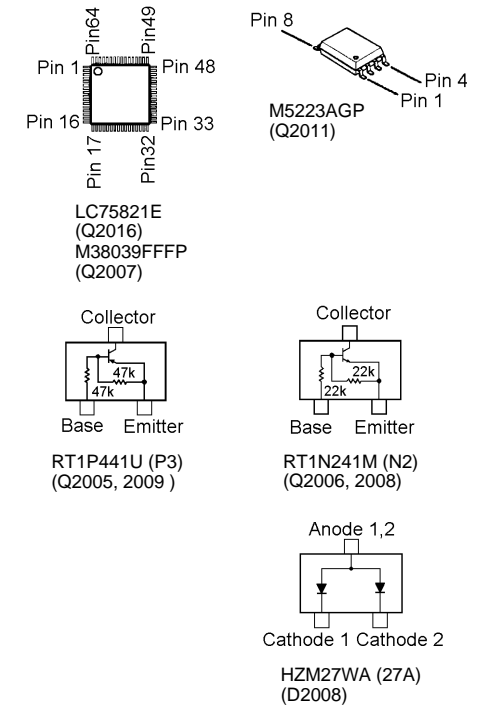
Note:

PANEL Unit (Lot. 1~)

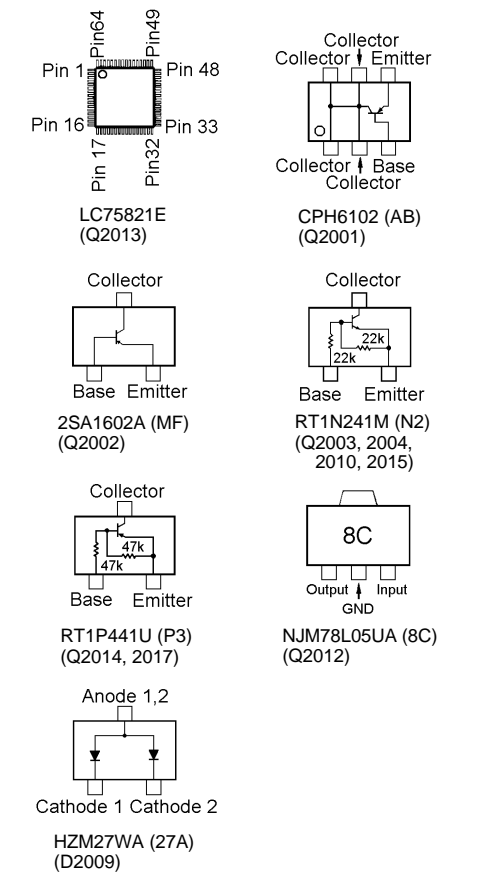
Note:



Side A



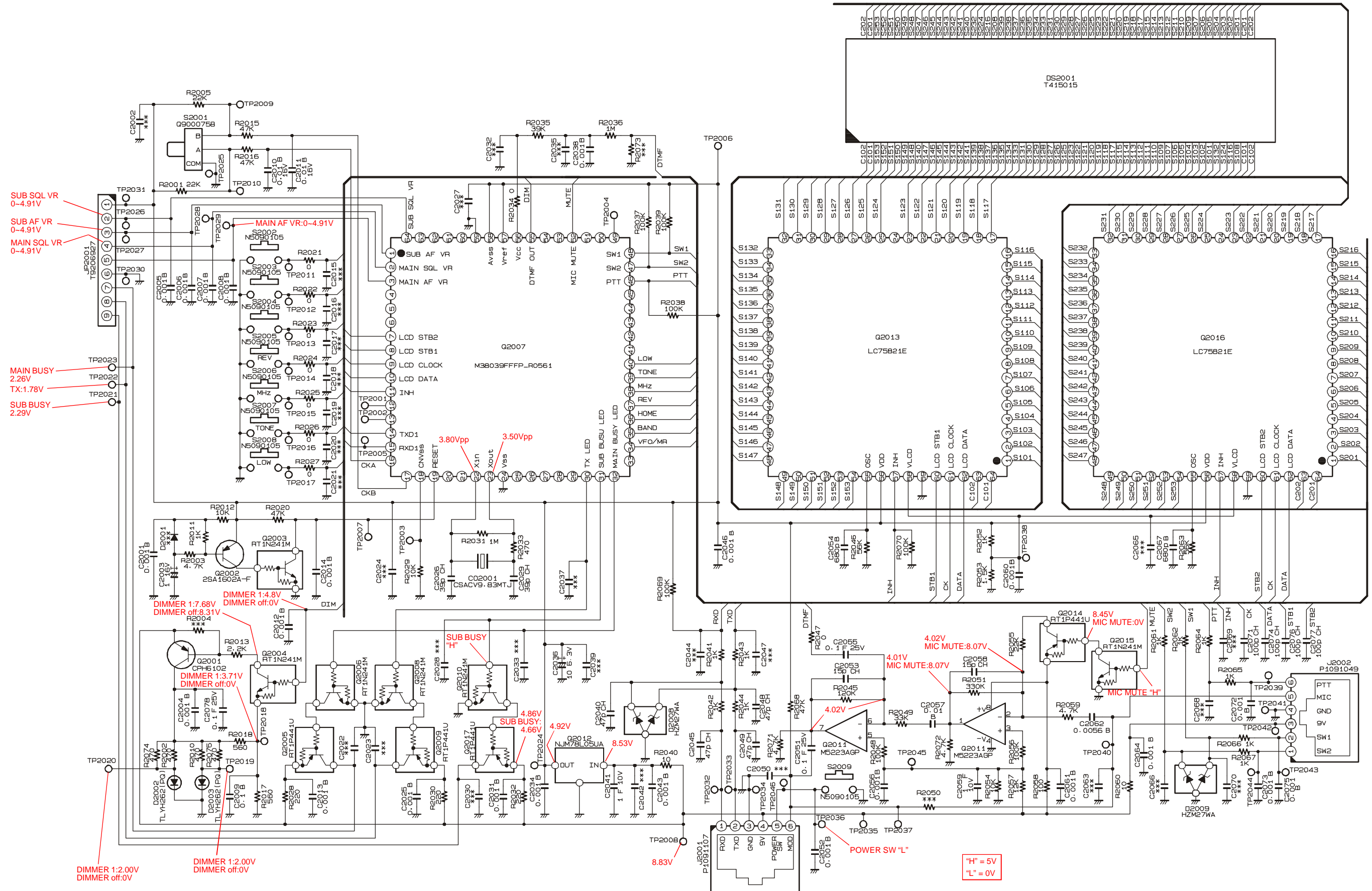
Side B



PANEL Unit (Lot. 1~)

Note:

PANEL-UNIT



SUB SQL VR
0~4.91V

SUB AF VR
0~4.91V

MAIN SQL VR
0~4.91V

MAIN BUSY
2.26V

TX:1.78V

SUB BUSY
2.29V

DIMMER 1:7.68V
DIMMER off:8.31V

DIMMER 1:4.8V
DIMMER off:0V

DIMMER 1:3.71V
DIMMER off:0V

DIMMER 1:2.00V
DIMMER off:0V

3.80Vpp

3.50Vpp

4.02V
MIC MUTE:8.07V

4.01V
MIC MUTE:8.07V

4.02V

8.45V
MIC MUTE:0V

MIC MUTE "H"

8.83V

POWER SW "L"

"H" = 5V
"L" = 0V

PANEL Unit (Lot. 5~)

Note:

PANEL Unit (Lot. 5~)

Note:

Parts List

REF.	DESCRIPTION	VALUE	V/W	TOL.	MFR'S DESIG	VXSTD P/N	VERS.	LOT.	SIDE	LAY ADR
*** PANEL UNIT ***										
	PCB with Components					CB1128001			1-	
	Printed Circuit Board					FR005030D			1-	
	Printed Circuit Board					FR005030E			5-	
C 2001	CHIP CAP.	0.001uF	50V	B	GRM36B102K50PT	K22178809			1-	B c1
C 2003	CHIP TA.CAP.	1uF	16V		TESVA1C105M1-8R	K78120009			1-	B c1
C 2004	CHIP CAP.	0.001uF	50V	B	GRM36B102K50PT	K22178809			1-	B b1
C 2005	CHIP CAP.	0.001uF	50V	B	GRM36B102K50PT	K22178809			1-	A B1
C 2006	CHIP CAP.	0.001uF	50V	B	GRM36B102K50PT	K22178809			1-	B d1
C 2007	CHIP CAP.	0.001uF	50V	B	GRM36B102K50PT	K22178809			1-	A A1
C 2008	CHIP CAP.	0.001uF	50V	B	GRM36B102K50PT	K22178809			1-	B d1
C 2009	CHIP CAP.	0.1uF	10V	B	GRM36B104K10PT	K22108802			1-	B b1
C 2010	CHIP CAP.	0.01uF	16V	B	GRM36B103K16PT	K22128804			1-	B b1
C 2011	CHIP CAP.	0.01uF	16V	B	GRM36B103K16PT	K22128804			1-	B b1
C 2012	CHIP CAP.	0.001uF	50V	B	GRM36B102K50PT	K22178809			1-	B b1
C 2013	CHIP CAP.	0.001uF	50V	B	GRM36B102K50PT	K22178809			1-	A B1
C 2025	CHIP CAP.	0.001uF	50V	B	GRM36B102K50PT	K22178809			1-	A B1
C 2026	CHIP CAP.	39pF	50V	CH	GRM36CH390J50PT	K22178226			1-	B c1
C 2029	CHIP CAP.	39pF	50V	CH	GRM36CH390J50PT	K22178226			1-	B c1
C 2031	CHIP CAP.	0.001uF	50V	B	GRM36B102K50PT	K22178809			1-	B c1
C 2034	CHIP CAP.	0.001uF	50V	B	GRM36B102K50PT	K22178809			1-	B b1
C 2036	CHIP TA.CAP.	10uF	6.3V		TEMSVA0J106M-8R	K78080027			1-	B a1
C 2038	CHIP CAP.	0.001uF	50V	B	GRM36B102K50PT	K22178809			1-	B b1
C 2040	CHIP CAP.	47pF	50V	CH	GRM36CH470J50PT	K22178228			1-	A C1
C 2041	CHIP CAP.	1uF	10V	F	GRM39F105Z10PT	K22105001			1-	B b1
C 2043	CHIP CAP.	0.001uF	50V	B	GRM36B102K50PT	K22178809			1-	B b1
C 2045	CHIP CAP.	47pF	50V	CH	GRM36CH470J50PT	K22178228			1-	A C1
C 2046	CHIP CAP.	0.001uF	50V	B	GRM36B102K50PT	K22178809			1-	A A1
C 2048	CHIP CAP.	47pF	50V	CH	GRM36CH470J50PT	K22178228			1-	A C1
C 2049	CHIP CAP.	47pF	50V	CH	GRM36CH470J50PT	K22178228			1-	A C1
C 2051	CHIP CAP.	0.1uF	25V	F	GRM39F104Z25PT	K22145001			1-	B b1
C 2052	CHIP CAP.	0.001uF	50V	B	GRM36B102K50PT	K22178809			1-	A D1
C 2053	CHIP CAP.	100pF	50V	CH	GRM36CH101J50PT	K22178236			1-	B b1
C 2053	CHIP CAP.	15pF	50V	CH	GRM36CH150J50PT	K22178216			2-	B b1
C 2054	CHIP CAP.	680pF	50V	B	GRM36B681K50PT	K22178807			1-	B d1
C 2055	CHIP CAP.	0.1uF	25V	F	GRM39F104Z25PT	K22145001			1-	B b1
C 2056	CHIP CAP.	0.001uF	50V	B	GRM36B102K50PT	K22178809			1-	A C1
C 2057	CHIP CAP.	0.1uF	25V	F	GRM39F104Z25PT	K22145001			1-	B b1
C 2058	CHIP CAP.	100pF	50V	CH	GRM36CH101J50PT	K22178236			1-	B b1
C 2058	CHIP CAP.	15pF	50V	CH	GRM36CH150J50PT	K22178216			2-	B b1
C 2059	CHIP CAP.	0.1uF	25V	F	GRM39F104Z25PT	K22145001			1-	A C1
C 2059	CHIP CAP.	1uF	10V	F	GRM39F105Z10PT	K22105001			2-	A C1
C 2060	CHIP CAP.	0.001uF	50V	B	GRM36B102K50PT	K22178809			1-	B c1
C 2061	CHIP CAP.	0.001uF	50V	B	GRM36B102K50PT	K22178809			1-	A C1
C 2062	CHIP CAP.	0.0056uF	50V	B	GRM39B562M50PT	K22174818			1-	B b1
C 2064	CHIP CAP.	0.001uF	50V	B	GRM36B102K50PT	K22178809			1-	B a1
C 2067	CHIP CAP.	680pF	50V	B	GRM36B681K50PT	K22178807			1-	B c1
C 2071	CHIP CAP.	100pF	50V	CH	GRM39CH101J50PT	K22174235			1-	A C1
C 2072	CHIP CAP.	0.001uF	50V	B	GRM36B102K50PT	K22178809			1-	A D1
C 2073	CHIP CAP.	0.001uF	50V	B	GRM36B102K50PT	K22178809			1-	B a1
C 2074	CHIP CAP.	100pF	50V	CH	GRM39CH101J50PT	K22174235			1-	A C1
C 2075	CHIP CAP.	0.001uF	50V	B	GRM36B102K50PT	K22178809			1-	B a1
C 2076	CHIP CAP.	100pF	50V	CH	GRM39CH101J50PT	K22174235			1-	B d1
C 2077	CHIP CAP.	100pF	50V	CH	GRM39CH101J50PT	K22174235			1-	A C1
C 2078	CHIP CAP.	0.1uF	25V	F	GRM39F104Z25PT	K22145001			1-	B b1
CO2001	CERAMIC OSC				CSACV9.83MTJ-TG20	H7901350			1-	B c1
D 2002	LED				HLMF-KL05	G2090692			1-	A D1
D 2003	LED				HLMF-KL05	G2090692			1-	A D1
D 2008	DIODE				HZM27WA-TR	G2070530			1-	A C1
D 2009	DIODE				HZM27WA-TR	G2070530			1-	B a1
DS2001	LCD				T415015	G6090117			1-	A B1
J 2001	CONNECTOR				NTC-623PCBL6-B	P1091107			1-	B b1
J 2002	CONNECTOR				MJ-66J-RD315K	P1091049			1-	B a1
JP2001	WIRE ASSY				AH003M	T9206927			1-	B d1
Q 2001	TRANSISTOR				CPH6102-TL	G3070223			1-	B b1
Q 2002	TRANSISTOR				2SA1602A-T11-1F	G3116028F			1-	B c1
Q 2003	TRANSISTOR				RT1N241M-T11-1	G3070249			1-	B c1

PANEL Unit

REF.	DESCRIPTION	VALUE	V/W	TOL.	MFR'S DESIG	VXSTD P/N	VERS.	LOT.	SIDE	LAY ADR
Q 2004	TRANSISTOR				RT1N241M-T11-1	G3070249		1-	B	b1
Q 2005	TRANSISTOR				RT1P441U-T11-1	G3070248		1-	A	B1
Q 2006	TRANSISTOR				RT1N241M-T11-1	G3070249		1-	A	B1
Q 2007	IC				M38039FFFP(FLASH)	G1093342		1-	A	B1
Q 2008	TRANSISTOR				RT1N241M-T11-1	G3070249		1-	A	B1
Q 2009	TRANSISTOR				RT1P441U-T11-1	G3070248		1-	A	B1
Q 2010	TRANSISTOR				RT1N241M-T11-1	G3070249		1-	B	c1
Q 2011	IC				M5223AGP 600C	G1093020		1-	A	C1
Q 2012	IC				NJM78L05UA TE1	G1091325		1-	B	b1
Q 2013	IC				LC75821E	G1092191		1-	B	d1
Q 2014	TRANSISTOR				RT1P441U-T11-1	G3070248		1-	B	b1
Q 2015	TRANSISTOR				RT1N241M-T11-1	G3070249		1-	B	b1
Q 2016	IC				LC75821E	G1092191		1-	A	C1
Q 2017	TRANSISTOR				RT1P441U-T11-1	G3070248		1-	B	c1
R 2001	CHIP RES.	22k	1/16W	5%	RMC1/16S 223JTH	J24189041		1-	B	a1
R 2002	CHIP RES.	470	1/10W	5%	RMC1/10T 471J	J24205471		1-	B	b1
R 2003	CHIP RES.	4.7k	1/16W	5%	RMC1/16S 472JTH	J24189033		1-	B	c1
R 2005	CHIP RES.	22k	1/16W	5%	RMC1/16S 223JTH	J24189041		1-	B	a1
R 2010	CHIP RES.	470	1/10W	5%	RMC1/10T 471J	J24205471		1-	B	b1
R 2011	CHIP RES.	1k	1/16W	5%	RMC1/16S 102JTH	J24189025		1-	B	c1
R 2012	CHIP RES.	10k	1/16W	5%	RMC1/16S 103JTH	J24189037		1-	B	c1
R 2013	CHIP RES.	2.2k	1/10W	5%	RMC1/10T 222J	J24205222		1-	B	b1
R 2015	CHIP RES.	47k	1/16W	5%	RMC1/16S 473JTH	J24189045		1-	B	b1
R 2016	CHIP RES.	47k	1/16W	5%	RMC1/16S 473JTH	J24189045		1-	B	b1
R 2017	CHIP RES.	560	1/10W	5%	RMC1/10T 561J	J24205561		1-	B	b1
R 2018	CHIP RES.	560	1/10W	5%	RMC1/10T 561J	J24205561		1-	B	b1
R 2020	CHIP RES.	47k	1/16W	5%	RMC1/16S 473JTH	J24189045		1-	B	c1
R 2021	CHIP RES.	0	1/16W	5%	RMC1/16S JPTH	J24189070		1-	A	A1
R 2022	CHIP RES.	0	1/16W	5%	RMC1/16S JPTH	J24189070		1-	A	A1
R 2023	CHIP RES.	0	1/16W	5%	RMC1/16S JPTH	J24189070		1-	A	A1
R 2024	CHIP RES.	0	1/16W	5%	RMC1/16S JPTH	J24189070		1-	A	E1
R 2025	CHIP RES.	0	1/16W	5%	RMC1/16S JPTH	J24189070		1-	A	A1
R 2026	CHIP RES.	0	1/16W	5%	RMC1/16S JPTH	J24189070		1-	A	E1
R 2027	CHIP RES.	0	1/16W	5%	RMC1/16S JPTH	J24189070		1-	A	E1
R 2028	CHIP RES.	220	1/10W	5%	RMC1/10T 221J	J24205221		1-	A	B1
R 2029	CHIP RES.	10k	1/16W	5%	RMC1/16S 103JTH	J24189037		1-	B	c1
R 2030	CHIP RES.	220	1/10W	5%	RMC1/10T 221J	J24205221		1-	A	B1
R 2031	CHIP RES.	1M	1/16W	5%	RMC1/16S 105JTH	J24189061		1-	B	c1
R 2032	CHIP RES.	220	1/10W	5%	RMC1/10T 221J	J24205221		1-	B	c1
R 2033	CHIP RES.	470	1/16W	5%	RMC1/16S 471JTH	J24189021		1-	B	c1
R 2034	CHIP RES.	0	1/16W	5%	RMC1/16S JPTH	J24189070		1-	B	b1
R 2035	CHIP RES.	47k	1/16W	5%	RMC1/16S 473JTH	J24189045		1-	B	b1
R 2036	CHIP RES.	47k	1/16W	5%	RMC1/16S 473JTH	J24189045		1-	B	b1
R 2037	CHIP RES.	100k	1/16W	5%	RMC1/16S 104JTH	J24189049		1-	B	a1
R 2038	CHIP RES.	100k	1/16W	5%	RMC1/16S 104JTH	J24189049		1-	A	D1
R 2039	CHIP RES.	100k	1/16W	5%	RMC1/16S 104JTH	J24189049		1-	B	a1
R 2040	CHIP RES.	10	1/16W	5%	RMC1/16 100JATP	J24185100		1-	B	b1
R 2041	CHIP RES.	1k	1/16W	5%	RMC1/16S 102JTH	J24189025		1-	A	C1
R 2042	CHIP RES.	1k	1/16W	5%	RMC1/16S 102JTH	J24189025		1-	A	C1
R 2043	CHIP RES.	1k	1/16W	5%	RMC1/16S 102JTH	J24189025		1-	A	C1
R 2044	CHIP RES.	1k	1/16W	5%	RMC1/16S 102JTH	J24189025		1-	A	C1
R 2045	CHIP RES.	120k	1/16W	5%	RMC1/16S 124JTH	J24189050		1-	B	b1
R 2046	CHIP RES.	56k	1/16W	5%	RMC1/16S 563JTH	J24189046		1-	B	d1
R 2047	CHIP RES.	0	1/16W	5%	RMC1/16S JPTH	J24189070		1-	B	b1
R 2048	CHIP RES.	100k	1/16W	5%	RMC1/16S 104JTH	J24189049		1-	A	C1
R 2049	CHIP RES.	2.2k	1/16W	5%	RMC1/16S 222JTH	J24189029		1-	B	b1
R 2051	CHIP RES.	330k	1/16W	5%	RMC1/16S 334JTH	J24189055		1-	B	b1
R 2052	CHIP RES.	1k	1/16W	5%	RMC1/16S 102JTH	J24189025		1-	B	c1
R 2053	CHIP RES.	1.5k	1/16W	5%	RMC1/16S 152JTH	J24189027		1-	B	c1
R 2054	CHIP RES.	10k	1/16W	5%	RMC1/16S 103JTH	J24189037		1-	A	C1
R 2055	CHIP RES.	22k	1/16W	5%	RMC1/16S 223JTH	J24189041		1-	B	b1
R 2056	CHIP RES.	100k	1/16W	5%	RMC1/16S 104JTH	J24189049		1-	A	C1
R 2057	CHIP RES.	12k	1/16W	5%	RMC1/16S 123JTH	J24189038		1-	A	C1
R 2058	CHIP RES.	100	1/16W	5%	RMC1/16S 101JTH	J24189013		1-	A	C1
R 2059	CHIP RES.	10k	1/16W	5%	RMC1/16S 103JTH	J24189037		1-	B	b1
R 2060	CHIP RES.	10	1/10W	5%	RMC1/10T 100J	J24205100		1-	B	b1
R 2061	CHIP RES.	1k	1/16W	5%	RMC1/16S 102JTH	J24189025		1-	B	a1

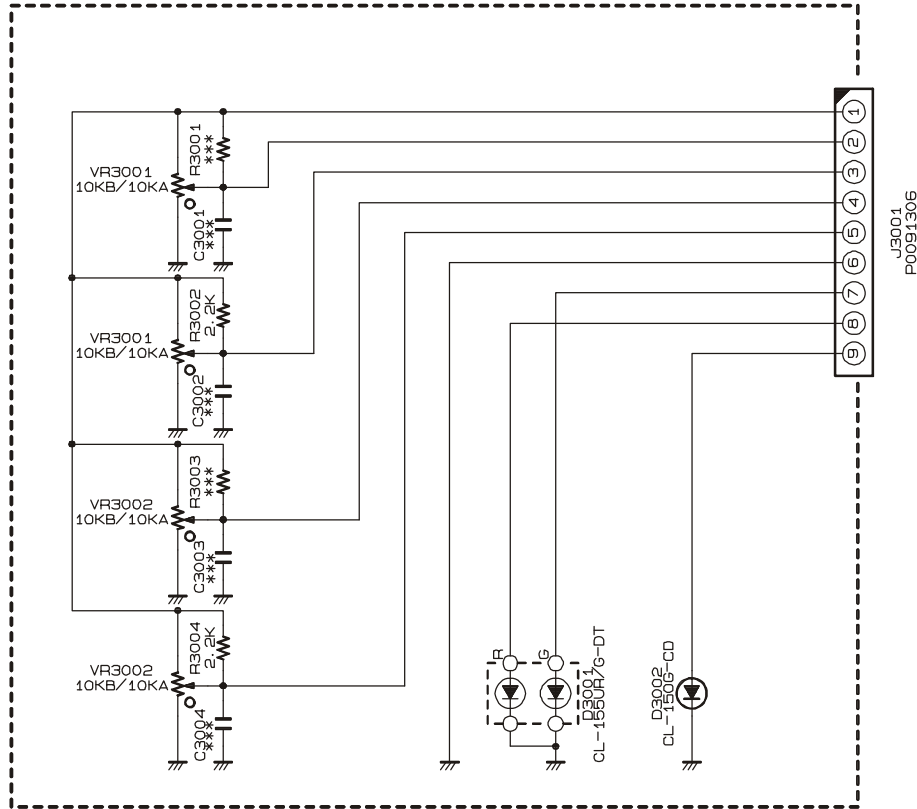
PANEL Unit

REF.	DESCRIPTION	VALUE	V/W	TOL.	MFR'S DESIG	VXSTD P/N	VERS.	LOT.	SIDE	LAY ADR
R 2062	CHIP RES.	1k	1/16W	5%	RMC1/16S 102JTH	J24189025		1-	B	a1
R 2063	CHIP RES.	56k	1/16W	5%	RMC1/16S 563JTH	J24189046		1-	B	c1
R 2064	CHIP RES.	1k	1/16W	5%	RMC1/16S 102JTH	J24189025		1-	A	E1
R 2065	CHIP RES.	1k	1/16W	5%	RMC1/16S 102JTH	J24189025		1-	A	D1
R 2066	CHIP RES.	1k	1/16W	5%	RMC1/16S 102JTH	J24189025		1-	B	a1
R 2067	CHIP RES.	1k	1/16W	5%	RMC1/16S 102JTH	J24189025		1-	B	a1
R 2068	CHIP RES.	100k	1/16W	5%	RMC1/16S 104JTH	J24189049		1-	B	b1
R 2069	CHIP RES.	100k	1/16W	5%	RMC1/16S 104JTH	J24189049		1-	B	c1
R 2070	CHIP RES.	100k	1/16W	5%	RMC1/16S 104JTH	J24189049		1-	A	C1
R 2071	CHIP RES.	4.7k	1/16W	5%	RMC1/16S 472JTH	J24189033		1-	B	b1
R 2072	CHIP RES.	4.7k	1/16W	5%	RMC1/16S 472JTH	J24189033		1-	B	b1
R 2074	CHIP RES.	470	1/10W	5%	RMC1/10T 471J	J24205471		1-	B	b1
R 2075	CHIP RES.	470	1/10W	5%	RMC1/10T 471J	J24205471		1-	B	b1
S 2001	ROTARY ENCODER				EC12E2420801	Q9000758		1-	A	D1
S 2002	TACT SWITCH				SKQMAL	N5090105		1-	A	A1
S 2003	TACT SWITCH				SKQMAL	N5090105		1-	A	A1
S 2004	TACT SWITCH				SKQMAL	N5090105		1-	A	A1
S 2005	TACT SWITCH				SKQMAL	N5090105		1-	A	E1
S 2006	TACT SWITCH				SKQMAL	N5090105		1-	A	A1
S 2007	TACT SWITCH				SKQMAL	N5090105		1-	A	E1
S 2008	TACT SWITCH				SKQMAL	N5090105		1-	A	E1
S 2009	TACT SWITCH				SKQMAL	N5090105		1-	A	E1

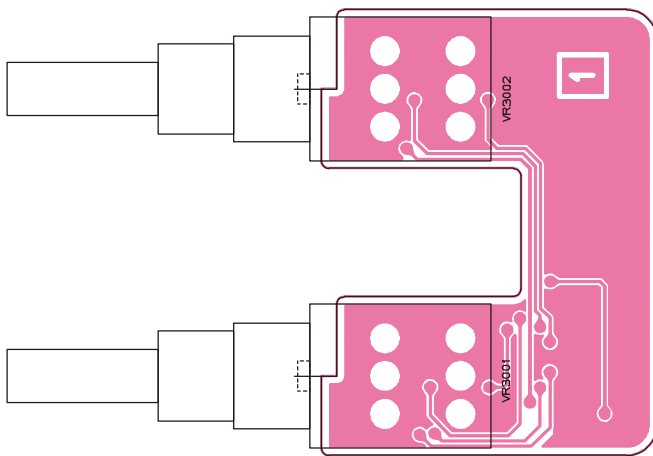
PANEL Unit

Note:

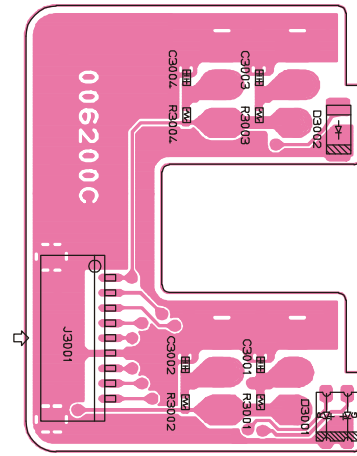
Circuit Diagram



Parts Layout



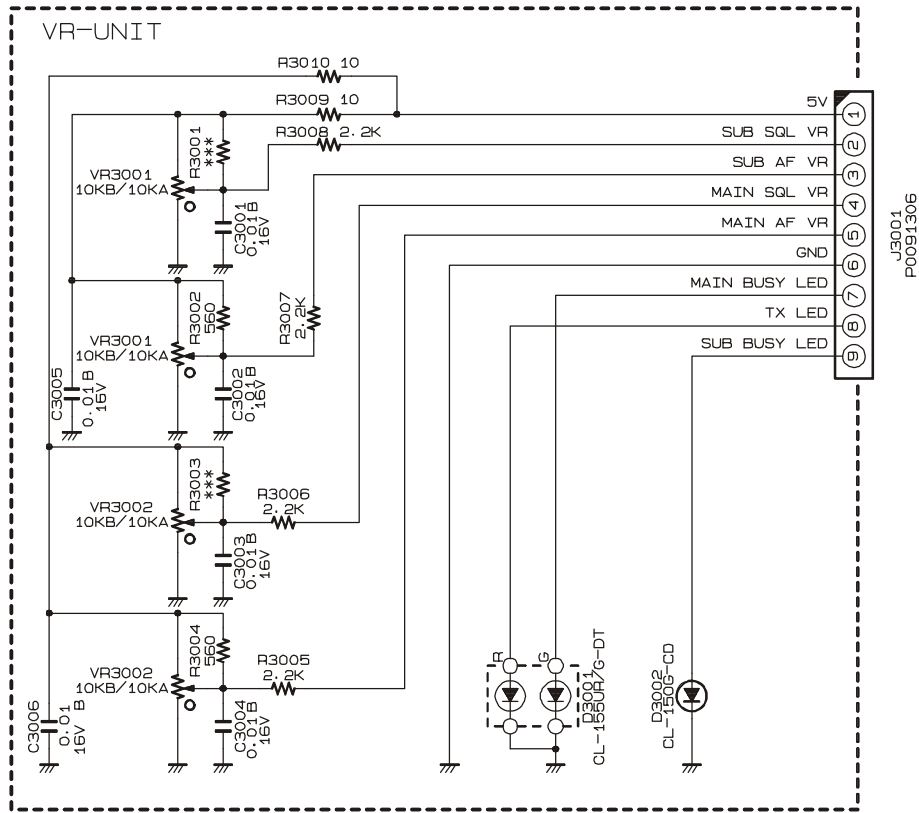
Side A



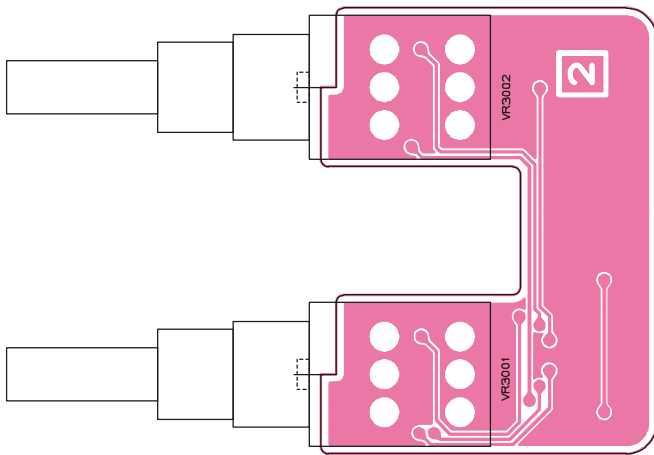
Side B

VR Unit (Lot. 5~)

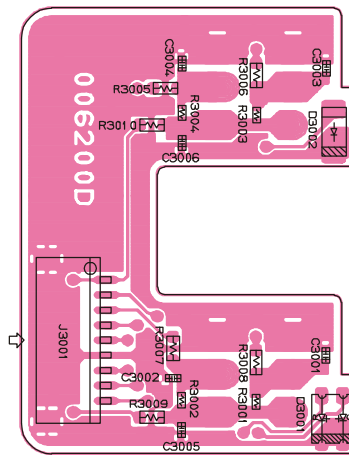
Circuit Diagram



Parts Layout



Side A



Side B

Parts List

REF.	DESCRIPTION	VALUE	V/W	TOL.	MFR'S DESIG	VXSTD P/N	VERS.	LOT.	SIDE	LAY ADR
*** VR UNIT ***										
PCB with Components						CB1376001		1-		
Printed Circuit Board						FR006200C		1-		
Printed Circuit Board						FR006200D		5-		
C 3001	CHIP CAP.	0.01uF	16V	B	GRM36B103K16PT	K22128804		5-	B	a1
C 3002	CHIP CAP.	0.01uF	16V	B	GRM36B103K16PT	K22128804		5-	B	a1
C 3003	CHIP CAP.	0.01uF	16V	B	GRM36B103K16PT	K22128804		5-	B	a1
C 3004	CHIP CAP.	0.01uF	16V	B	GRM36B103K16PT	K22128804		5-	B	a1
C 3005	CHIP CAP.	0.01uF	16V	B	GRM36B103K16PT	K22128804		5-	B	a1
C 3006	CHIP CAP.	0.01uF	16V	B	GRM36B103K16PT	K22128804		5-	B	a1
D 3001	LED				CL-155UR/G-D-T	G2070278		1-	B	a1
D 3002	LED				CL-150G-CD-T	G2070196		1-	B	a1
J 3001	CONNECTOR				SM09B-SRSS-TB	P0091306		1-	B	a1
R 3002	CHIP RES.	1k	1/16W	5%	RMC1/16S 102JTH	J24189025		1-	B	a1
R 3002	CHIP RES.	560	1/16W	5%	RMC1/16S 561JTH	J24189022		2-	B	a1
R 3004	CHIP RES.	1k	1/16W	5%	RMC1/16S 102JTH	J24189025		1-	B	a1
R 3004	CHIP RES.	560	1/16W	5%	RMC1/16S 561JTH	J24189022		2-	B	a1
R 3005	CHIP RES.	2.2k	1/16W	5%	RMC1/16 222JATP	J24185222		5-	B	a1
R 3006	CHIP RES.	2.2k	1/16W	5%	RMC1/16 222JATP	J24185222		5-	B	a1
R 3007	CHIP RES.	2.2k	1/16W	5%	RMC1/16 222JATP	J24185222		5-	B	a1
R 3008	CHIP RES.	2.2k	1/16W	5%	RMC1/16 222JATP	J24185222		5-	B	a1
R 3009	CHIP RES.	10	1/16W	5%	RMC1/16 100JATP	J24185100		5-	B	a1
R 3010	CHIP RES.	10	1/16W	5%	RMC1/16 100JATP	J24185100		5-	B	a1
VR3001	POT.				RK0972210 10KB/10KA	J62800139		1-	A	A1
VR3002	POT.				RK0972210 10KB/10KA	J62800139		1-	A	A1



Copyright 2002
VERTEX STANDARD CO., LTD.
All rights reserved

No portion of this manual
may be reproduced without
the permission of
VERTEX STANDARD CO., LTD.

Printed in Japan.