



UNIDEN SECURITY CLOUD CAMERA USER MANUAL



Compatible Models - UC100B/DC

IMPORTANT SAFETY INSTRUCTIONS

- Do not connect multiple devices to a single power adapter. The adapter may overload and cause overheating or a fire hazard.
- Verify the power supply voltage is correct before using the camera.
- Position the power supply where it will not come in contact with liquid. Keep it dry.
- Do not drop the camera or subject it to physical shock.
- Do not aim the camera at the sun or other bright places. Doing so may affect sensor life.
- It is the installer's and/or end user's responsibility to properly configure security settings.

LEGAL DISCLAIMER

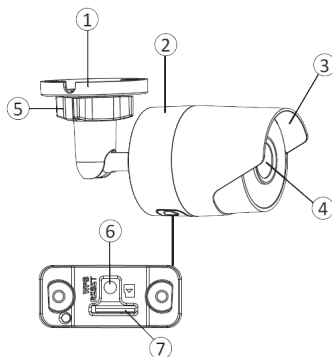
Surveillance laws vary by state and local jurisdictions. Check all relevant laws in your area before using this product to ensure that your use is in compliance with applicable laws. Uniden is not liable in the event that this product is used for illegal purposes.

If the camera does not work properly, contact www.uniden.com for assistance.

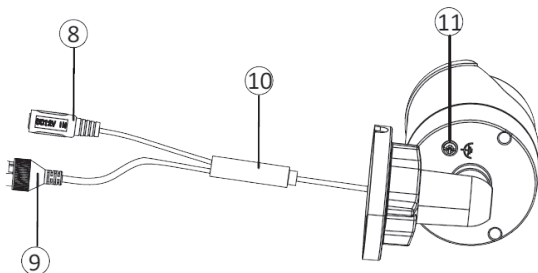
Should any statements in this manual conflict with applicable laws, the applicable laws take precedence.

PARTS OF THE CAMERA

FRONT



REAR



NO.	DESCRIPTION	NO.	DESCRIPTION
1	Mounting Base	7	Memory Card Slot
2	Back Case	8	Power Supply Interface
3	Sun Shield	9	10/100M Self-Adaptive Ethernet Interface
4	Lens	10	PoE Cable
5	Adjusting Nut	11	GND Screw
6	WPSS/RESET Button		

INSTALLATION

CONSIDERATIONS

- Make sure the device in the package is in good condition and all the assembly parts are included.
- The standard power supply is 12VDC ($\pm 25\%$) or PoE (802.3 af). Verify that your power supply matches your camera.
- Make sure all the related equipment is off during the installation.
- Make sure that the wall or ceiling is strong enough to hold the weight of the camera and the base.

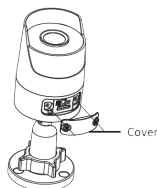
- Do not place the camera in areas where it will be exposed to extreme heat or cold. Operating temperature range is -22°F to +140°F (-30°C to +60°C).

To prevent IR reflection:

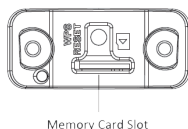
- Dust or grease on the camera lens will cause IR reflection. If there is dust or grease on the lens, clean it with clean soft cloth and isopropyl alcohol.
- Make sure that there is no reflective surface too close to the camera lens. The IR light from the camera may reflect back into the lens, causing reflection.

INSTALL MEMORY CARD

1. Unscrew the cover to expose the memory card slot.



2. Insert the memory card.



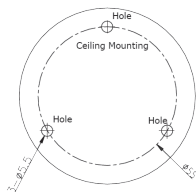
3. To remove the memory card, press it inwards until it clicks. Release it and the memory card ejects.
4. Screw the cover back on the camera.

CEILING MOUNT

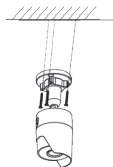
Illustrations may vary slightly from actual camera.

1. Attach the drill template in the desired mounting location.

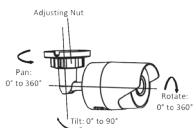
2. Drill the screw holes into the ceiling according to the drill template.



3. Route the cables and fix the mounting base on the ceiling with three screws (included).



4. Adjust surveillance angle. Loosen one tilting adjustment screw and adjust as needed. Tighten the screw.



COMPLIANCE

FCC PART 15

The equipment has been tested and found to comply with the limits for a Class B device, pursuant to Part 15 of the FCC rules. These limits are designed to provide reasonable protection against harmful interference in a residential installation. This equipment generates, uses, and can radiate radio frequency energy and, if not installed and used in accordance with the instructions, may cause harmful interference to radio communications. However, there is no guarantee that interference will not occur in a particular installation. If this equipment does cause harmful interference to radio or television reception, which can be determined by

turning the equipment off and on, the user is encouraged to try to correct the interference by one of the following measures:

- Reorient or relocate the receiving antenna.
- Increase the separation between the equipment and the receiver.
- Connect the equipment into an outlet on a circuit different from that to which the receiver is connected.
- Consult the dealer or an experienced radio/TV technician for help.

Changes or modifications not expressly approved by the party responsible for compliance could void your authority to operate the equipment.

This device complies with Part 15 of the FCC rules. Operation is subject to the following two conditions: (1) This device may not cause harmful interference, and (2) this device must accept any interference received, including interference that may cause undesired operation.

Tout changement ou modification non approuvé expressément par la partie responsable pourrait annuler le droit à l'utilisateur de faire fonctionner cet équipement. Tout changement ou modification doit être approuvé par écrit par Uniden.

Avis de conformité à la FCC : Ce dispositif a été testé et s'avère conforme à l'article 15 des règlements de la Commission fédérale des communications (FCC). Ce dispositif est soumis aux conditions suivantes: 1) Ce dispositif ne doit pas causer d'interférences nuisibles et; 2) Il doit pouvoir supporter les parasites qu'il reçoit, incluant les parasites pouvant nuire à son fonctionnement.

In order to comply with FCC RF Exposure requirements, this device must be installed to provide at least 7.9 in (20 cm) separation from the human body at all times.

IC

This device complies with Industry Canada's license-exempt RSSs. Operation is subject to the following two conditions:

- (1) this device may not cause interference, and

(2) this device must accept any interference, including interference that may cause undesired operation of the device.

Cet appareil est conforme aux normes CNR d'Industrie Canada destinés aux appareils radio exempts de licence. Son fonctionnement est soumis aux deux conditions suivantes :

- 1) Cet appareil ne doit pas causer d'interférences nuisibles et;
- 2) Il doit pouvoir accepter les interférences, incluant celles pouvant nuire à son fonctionnement normal.

In order to comply with FCC/ISED RF Exposure requirements, this device must be installed to provide at least 7.9 in. (20 cm) separation from the human body at all times.

Afin de se conformer aux exigences d'exposition RF FCC/ISED, ce dispositif doit être installé pour assurer une séparation d'au moins 20 cm du corps humain à tout moment.

ONE-YEAR LIMITED WARRANTY

Important: SAVE YOUR RECEIPT! Evidence of original purchase is required for warranty service.

WARRANTOR: Uniden America Corporation ("Uniden") **ELEMENTS OF WARRANTY:** Uniden warrants, for ne year, to the original retail owner, this Uniden Product to be free from defects in materials & craftsmanship with only the limitations or exclusions set out below.

WARRANTY DURATION: This warranty to the original user shall terminate & be of no further effect 12 months after the date of original retail sale. The warranty is invalid if the Product is (A) damaged or not maintained as reasonable or necessary, (B) modified, altered, or used as part of any conversion kits, subassemblies, or any configurations not sold by Uniden, (C) improperly installed, (D) serviced or repaired by someone other than an authorized Uniden service center for a defect or malfunction covered by this warranty, (E) used in any conjunction with equipment or parts or as part of any system not manufactured by Uniden, or (F) installed or programmed by anyone other than as detailed by the owner's manual for this product.

STATEMENT OF REMEDY: In the event that the product does not conform to this warranty at any time while this warranty is in effect, warrantor will either, at its option, repair or replace the defective unit & return it to you without charge for parts, service, or any other cost (except shipping & handling) incurred by warrantor or its representatives in connection with the performance of this warranty. Warrantor, at its option, may replace the unit with a new or refurbished unit.

THE LIMITED WARRANTY SET FORTH ABOVE IS THE SOLE & ENTIRE WARRANTY PERTAINING TO THE PRODUCT & IS IN LIEU OF & EXCLUDES ALL OTHER WARRANTIES OF ANY NATURE WHATSOEVER, WHETHER EXPRESS, IMPLIED OR ARISING BY OPERATION OF LAW, INCLUDING, BUT NOT LIMITED TO ANY IMPLIED WARRANTIES OF MERCHANTABILITY OR FITNESS FOR A PARTICULAR PURPOSE. THIS WARRANTY DOES NOT COVER OR PROVIDE FOR THE REIMBURSEMENT OR PAYMENT OF INCIDENTAL OR CONSEQUENTIAL DAMAGES. Some states do not allow this exclusion or limitation of incidental or consequential damages so the above limitation or exclusion may not apply to you.

LEGAL REMEDIES: This warranty gives you specific legal rights, & you may also have other rights which vary from state to state. This warranty is void outside the United States of America & Canada.

PROCEDURE FOR OBTAINING PERFORMANCE OF WARRANTY:
If, after following the instructions in the owner's manual you are certain that the Product is defective, pack the Product carefully (preferably in its original packaging). The Product should include all parts & accessories originally packaged with the Product. Include evidence of original purchase & a note describing the defect that has caused you to return it. The Product should be shipped freight prepaid, by traceable means, to warrantor at:

Uniden America Service
C/O Saddle Creek
743 Henrietta Creek Rd., Suite 100
Roanoke, TX 76026